

US00D593900S

(12) **United States Design Patent**
Shatley

(10) **Patent No.:** **US D593,900 S**
(45) **Date of Patent:** **** Jun. 9, 2009**

(54) **CONIFEROUS LOGO**

(76) **Inventor:** **J. Michael Shatley**, 516 Aubrey Turner Rd., Crumpler, NC (US) 28617

(**) **Term:** **14 Years**

(21) **Appl. No.:** **29/307,584**

(22) **Filed:** **Apr. 29, 2008**

(51) **LOC (9) Cl.** **11-05**

(52) **U.S. Cl.** **D11/125; D11/120; D18/27**

(58) **Field of Classification Search** D11/117,
D11/119, 121, 125, 130, 133; D18/24, 26,
D18/27, 28; 428/7-11; 101/150, 172, 177,
101/DIG. 33; D14/490, 192

See application file for complete search history.

(56) **References Cited**

U.S. PATENT DOCUMENTS

D11,651 S *	2/1880	Imboden	D18/27
D15,011 S *	5/1884	Schaffer	D18/27
1,478,487 A *	12/1923	Ross	428/10
D84,282 S *	6/1931	Frei	D11/120
D121,999 S *	8/1940	Pollock	D11/118
2,849,822 A *	9/1958	Bachman	428/27
3,308,005 A *	3/1967	Pinnecker	428/27
4,100,316 A *	7/1978	Lackey	428/10
D356,752 S *	3/1995	Ritter	D11/120
D418,777 S *	1/2000	Koo	D11/120

OTHER PUBLICATIONS

U.S. Appl. No. 29/307,583, filed Apr. 29, 2008 of J. Michael Shatley.
U.S. Appl. No. 29/307,597, filed Apr. 29, 2008 of J. Michael Shatley.

U.S. Appl. No. 29/307,679, filed May 5, 2008 of J. Michael Shatley.
U.S. Appl. No. 29/307,585, filed Apr. 29, 2008 of J. Michael Shatley.
U.S. Appl. No. 29/307,586, filed Apr. 29, 2008 of J. Michael Shatley.
U.S. Appl. No. 29/307,587, filed Apr. 29, 2008 of J. Michael Shatley.
U.S. Appl. No. 29/307,594, filed Apr. 29, 2008 of J. Michael Shatley.
U.S. Appl. No. 29/307,240, filed Apr. 8, 2008 of J. Michael Shatley.
U.S. Appl. No. 12/077,131, filed Mar. 17, 2008 of J. Michael Shatley.
U.S. Appl. No. 29/307,321, filed Apr. 11, 2008 of J. Michael Shatley.
U.S. Appl. No. 29/307,346, filed Apr. 15, 2008 of J. Michael Shatley.

* cited by examiner

Primary Examiner—Charles A Rademaker


(57) **CLAIM**

The ornamental design for a coniferous logo, as shown and described.

DESCRIPTION

FIG. 1 is a front elevational view of a coniferous logo showing my new design;
FIG. 2 is a rear elevational view thereof;
FIG. 3 is a top plan view thereof;
FIG. 4 is a bottom plan view thereof;
FIG. 5 is a left side elevational view thereof; and,
FIG. 6 is a right side elevational view thereof.
The broken lines shown in FIG. 2 represent structural environment and form no part of the claimed design.

1 Claim, 1 Drawing Sheet






Fig. 1




Fig. 2



Fig. 3



Fig. 4



Fig. 5



Fig. 6