



US00D593891S

(12) **United States Design Patent**
Di Grazia

(10) **Patent No.:** **US D593,891 S**
(45) **Date of Patent:** **** Jun. 9, 2009**

(54) **PERSONALIZED TAG BRACELET**

(76) Inventor: **Jennifer Di Grazia**, 2604 E. 28th St.,
Brooklyn, NY (US) 11235

(**) Term: **14 Years**

(21) Appl. No.: **29/296,776**

(22) Filed: **Oct. 27, 2007**

(51) **LOC (9) Cl.** **11-01**

(52) **U.S. Cl.** **D11/3**

(58) **Field of Classification Search** D11/1-25;
63/3, 4.1, 4.2, 21, 22, 7-11, 15; D29/100,
D29/101.5; D2/634-639; D30/152; 119/856,
119/858, 863

See application file for complete search history.

(56) **References Cited**

U.S. PATENT DOCUMENTS

31,735	A *	3/1861	Palmer	63/7
405,551	A *	6/1889	Gunn	119/863
D344,038	S *	2/1994	Phillips et al.	D11/5
5,373,515	A *	12/1994	Wakabayashi et al.	356/519
5,622,294	A *	4/1997	Evans	224/184
D391,883	S *	3/1998	Close	D11/3
5,806,087	A *	9/1998	Grotefend	2/1
D402,224	S *	12/1998	Makarewycz	D11/3
D432,446	S *	10/2000	Santos	D11/5
D481,176	S *	10/2003	Kellner	D30/152
D500,393	S *	12/2004	Beacham et al.	D29/100
D577,305	S *	9/2008	Greenwood	D11/12

D584,479 S * 1/2009 Jones et al. D2/712

* cited by examiner

Primary Examiner—Cathron C Brooks

Assistant Examiner—Melanie Levy

(74) *Attorney, Agent, or Firm*—Michael I Kroll

(57) **CLAIM**

The ornamental design for a personalized tag bracelet, as shown and described.

DESCRIPTION

FIG. 1 is a perspective view of a personalized tag bracelet showing my new design;

FIG. 2 is a front elevational view of a personalized tag bracelet showing my new design;

FIG. 3 is a rear elevational view of a personalized tag bracelet showing my new design;

FIG. 4 is a left side elevational view of a personalized tag bracelet showing my new design;

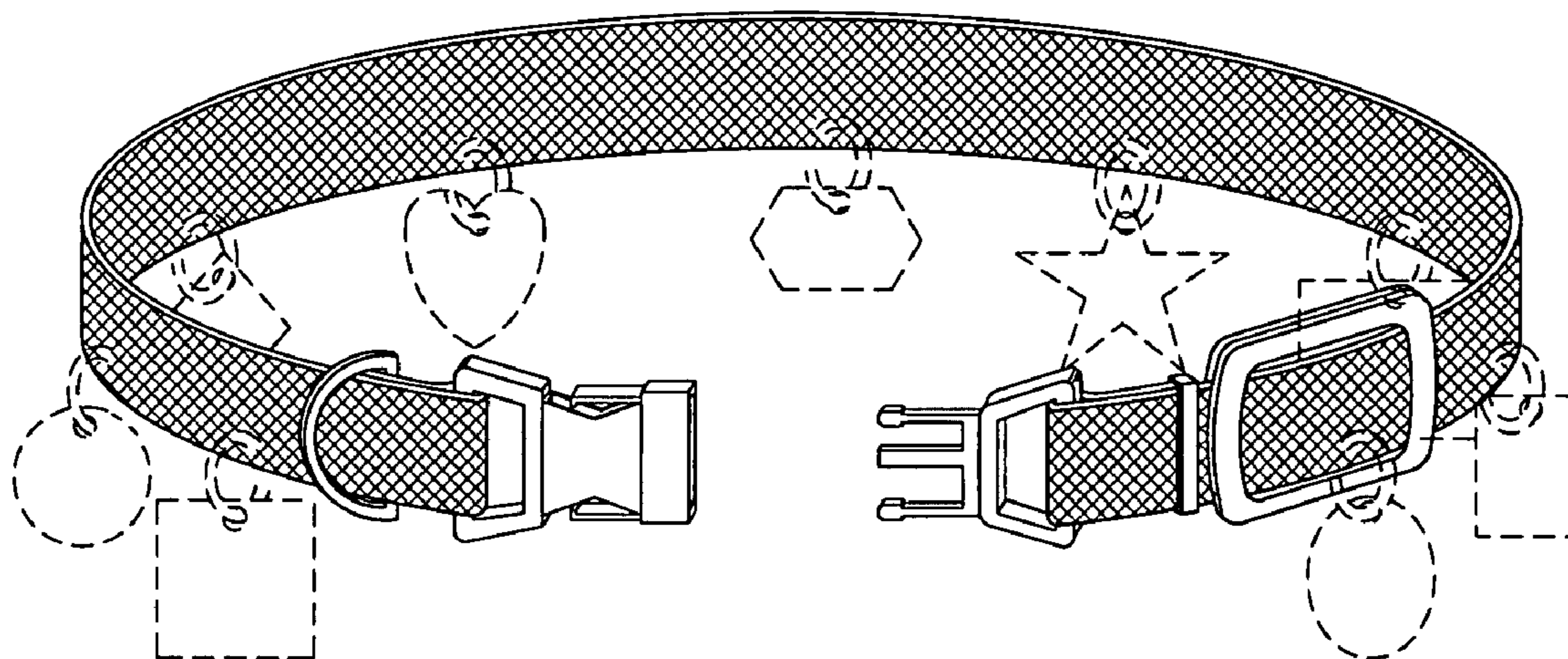
FIG. 5 is a right side elevational view of a personalized tag bracelet showing my new design;

FIG. 6 is a top plan view of a personalized tag bracelet showing my new design; and,

FIG. 7 is a bottom plan view of a personalized tag bracelet showing my new design.

The broken lines shown in the drawings represent unclaimed portions of the design and form no part thereof.

1 Claim, 7 Drawing Sheets



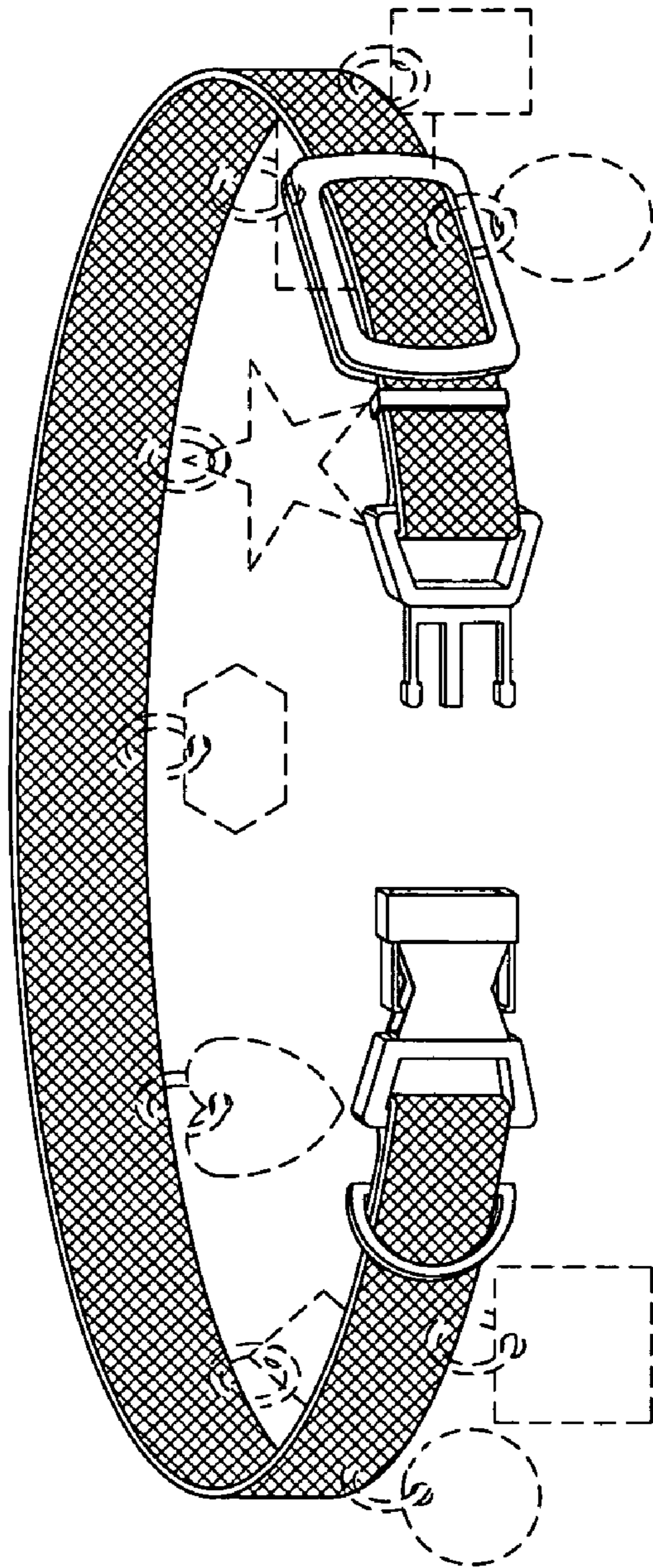


FIG. 1

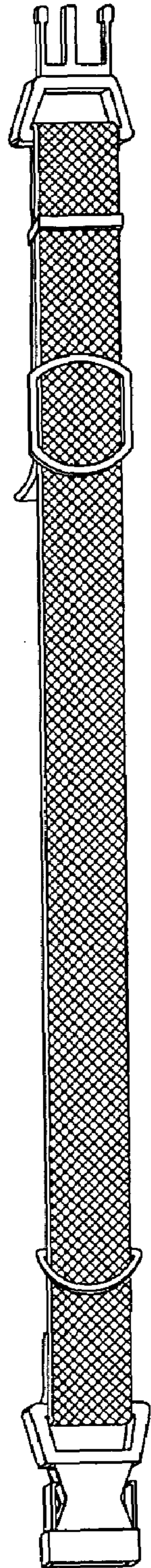


FIG. 2




FIG. 3

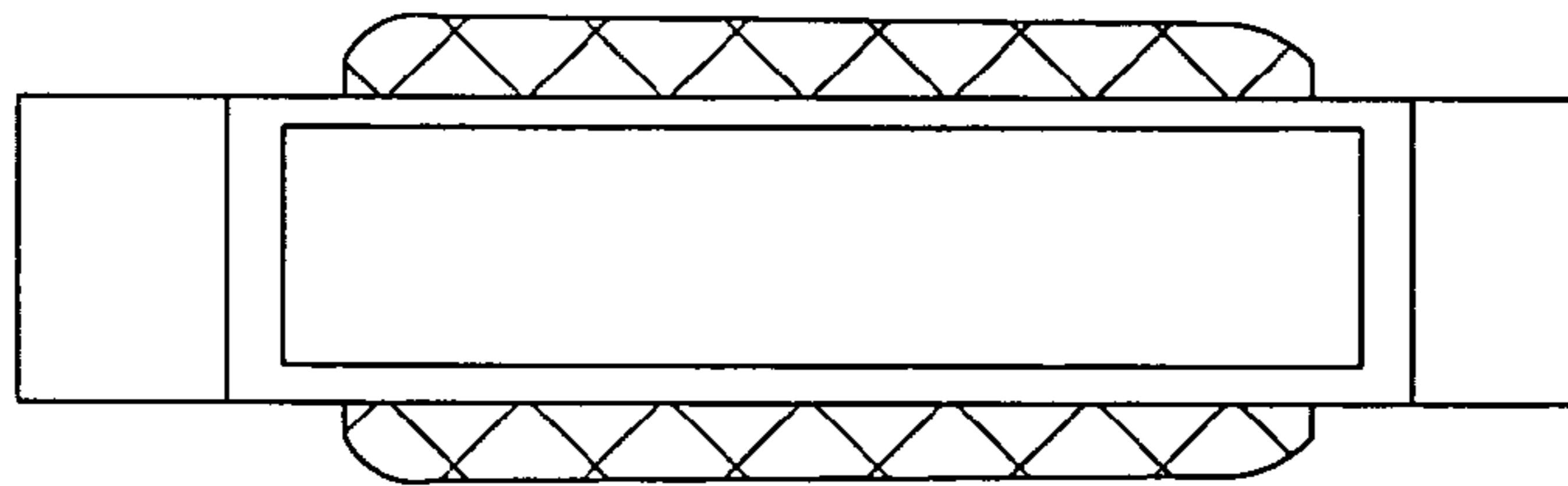


FIG. 4

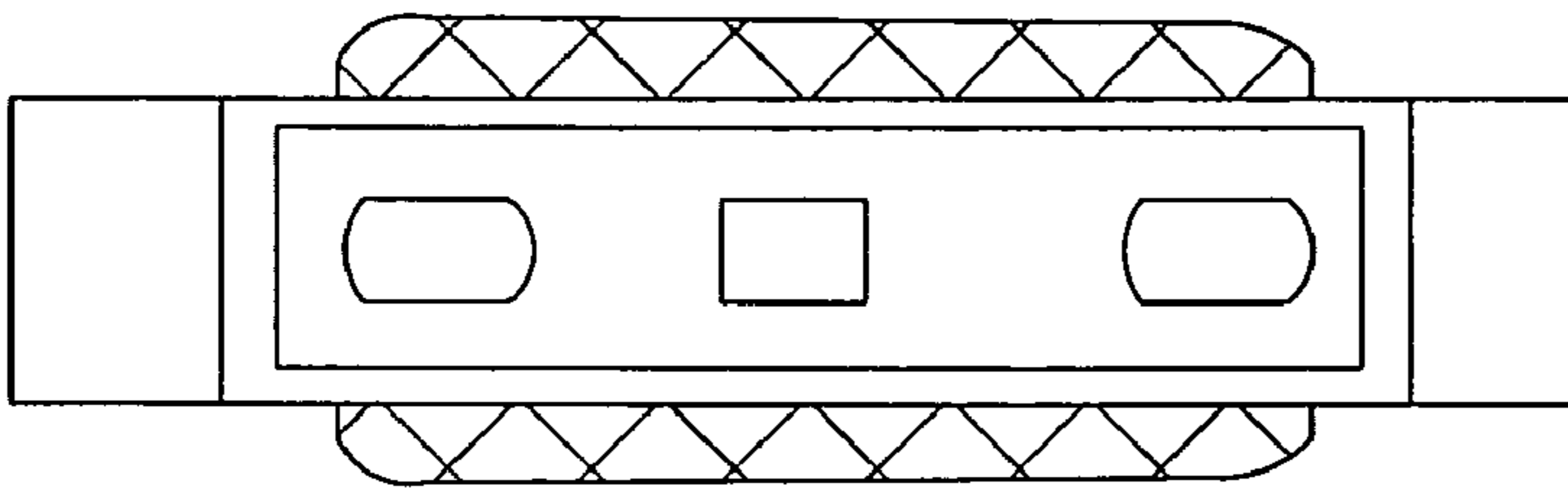


FIG. 5



FIG. 6



FIG. 7