



US00D593877S

(12) **United States Design Patent**
Jorst et al.

(10) **Patent No.:** **US D593,877 S**
(45) **Date of Patent:** **** Jun. 9, 2009**

(54) **WATCH**

(75) Inventors: **Charlotte Kjolbe Jorst**, Reno, NV
(US); **Henrik Jorst**, Reno, NV (US)

(73) Assignee: **Skagen Designs, Ltd.**, Reno, NV (US)

(**) Term: **14 Years**

(21) Appl. No.: **29/307,169**

(22) Filed: **Apr. 7, 2008**

(51) **LOC (9) Cl.** **10-02**

(52) **U.S. Cl.** **D10/32**

(58) **Field of Classification Search** D10/30-39,
D10/122-126; 368/276, 281, 282, 285, 294,
368/295, 80, 223, 228, 232; D11/3, 12
See application file for complete search history.

(56) **References Cited**

U.S. PATENT DOCUMENTS

2,518,163	A	*	8/1950	Megar	63/4
D214,937	S	*	8/1969	Uengsakul	D11/21
D226,966	S	*	5/1973	Cowan	D11/93
D244,707	S	*	6/1977	Tiep	D21/531
D297,123	S	*	8/1988	Kabaya	D10/32
D340,414	S	*	10/1993	DeGraeve	D10/39
D354,444	S	*	1/1995	Pandel	D10/30
D361,278	S	*	8/1995	Riley	D10/30
D403,971	S	*	1/1999	Walch	D10/32
D407,334	S	*	3/1999	Stoll	D10/32
D420,293	S	*	2/2000	Parmigiani	D10/30
D438,812	S	*	3/2001	Bert	D11/3
D442,093	S	*	5/2001	Fuchs	D10/39
D459,238	S	*	6/2002	Wunderman	D10/32
D465,163	S	*	11/2002	Bodino	D10/32
D470,422	S	*	2/2003	Grotell	D10/30

D473,797	S	*	4/2003	Berliat	D10/30
D474,117	S	*	5/2003	Dubois	D10/30
D474,983	S	*	5/2003	Wunderman	D10/32
D487,402	S	*	3/2004	Dubarry	D10/32
D490,000	S	*	5/2004	Lassigne	D10/32
D491,473	S	*	6/2004	Afshar	D10/32
D491,820	S	*	6/2004	Bitetto	D10/39
D493,111	S	*	7/2004	Afshar	D10/32
D515,947	S	*	2/2006	Jorst et al.	D10/39
D517,928	S	*	3/2006	Monachon	D10/32
D518,389	S	*	4/2006	Jorst et al.	D10/38
D523,358	S	*	6/2006	Lillegard et al.	D10/39
D539,176	S	*	3/2007	Lillegard et al.	D10/39
D545,221	S	*	6/2007	Jorst et al.	D10/32

OTHER PUBLICATIONS

The design of this watch builds on a design previously submitted by the same inventor in U.S. Appl. No. 29/288,184, filed Jun. 4, 2007.

* cited by examiner

Primary Examiner—Lucy Lieberman

(57) **CLAIM**

The ornamental design for a watch, as shown and described.

DESCRIPTION

FIG. 1 is a front perspective view of a watch showing our new design;

FIG. 2 is a front elevation thereof;

FIG. 3 is a rear elevation thereof;

FIG. 4 is a right side elevation thereof shown with the watch in an inverted position;

FIG. 5 is a left side elevation of the watch; and,

FIG. 6 is a bottom view of the watch.

1 Claim, 4 Drawing Sheets






FIG. 1




FIG. 3




FIG. 2



FIG. 5



FIG. 4




FIG. 6