

US00D593873S

(12) **United States Design Patent**
Kim

(10) **Patent No.:** **US D593,873 S**
(45) **Date of Patent:** **** Jun. 9, 2009**

(54) **CLOTHING ARTICLES ARRANGED IN A BOX**

(75) Inventor: **Cin Kim**, Alpine, NJ (US)

(73) Assignee: **Peacock Apparel Group, Inc.**, New York, NY (US)

(**) Term: **14 Years**

(21) Appl. No.: **29/318,279**

(22) Filed: **May 16, 2008**

(51) **LOC (9) Cl.** **09-03**

(52) **U.S. Cl.** **D9/721**

(58) **Field of Classification Search** D9/414,
D9/415, 418, 423, 430, 432, 434, 456, 457,
D9/715, 721, 722, 737; D2/500-502, 600,
D2/602, 605-607, 609, 728, 828-830, 840-842,
D2/847, 849, 853, 854; D3/272; D6/300;
2/66, 77, 102, 115, 137-139, 144, 145, 148,
2/151, 154; 206/242, 275, 299, 554, 769;
223/83, 84; 229/87.15, 122, 125.08, 136,
229/160-162, 240, 275

See application file for complete search history.

(56) **References Cited**

U.S. PATENT DOCUMENTS

698,266 A	4/1902	Elliott
1,862,353 A	6/1932	Allison
2,063,255 A	12/1936	Madsen et al.
2,233,207 A	2/1941	Gillam
3,043,494 A	7/1962	Moore
3,066,792 A	12/1962	Spilman
3,346,881 A	10/1967	Mathison
3,363,264 A	1/1968	Mathison
3,511,364 A	5/1970	Airido
3,670,881 A	6/1972	Dutcher

4,046,253 A	9/1977	Weaver
4,173,792 A	11/1979	Intengan
4,182,224 A	1/1980	Dutcher
D261,479 S	10/1981	Marks
D276,964 S *	1/1985	Boland, II D6/470
4,762,272 A	8/1988	Herrin
4,856,709 A	8/1989	Axelsson et al.
4,933,991 A	6/1990	Love
D343,356 S	1/1994	Wittman
D346,960 S	5/1994	Bennett
5,316,139 A	5/1994	Judd et al.
D349,181 S	8/1994	Cheng
5,499,484 A	3/1996	Herrin

(Continued)

Primary Examiner—Stella M Reid
Assistant Examiner—Shanda C Hill
(74) *Attorney, Agent, or Firm*—Leason Ellis LLP

(57) **CLAIM**

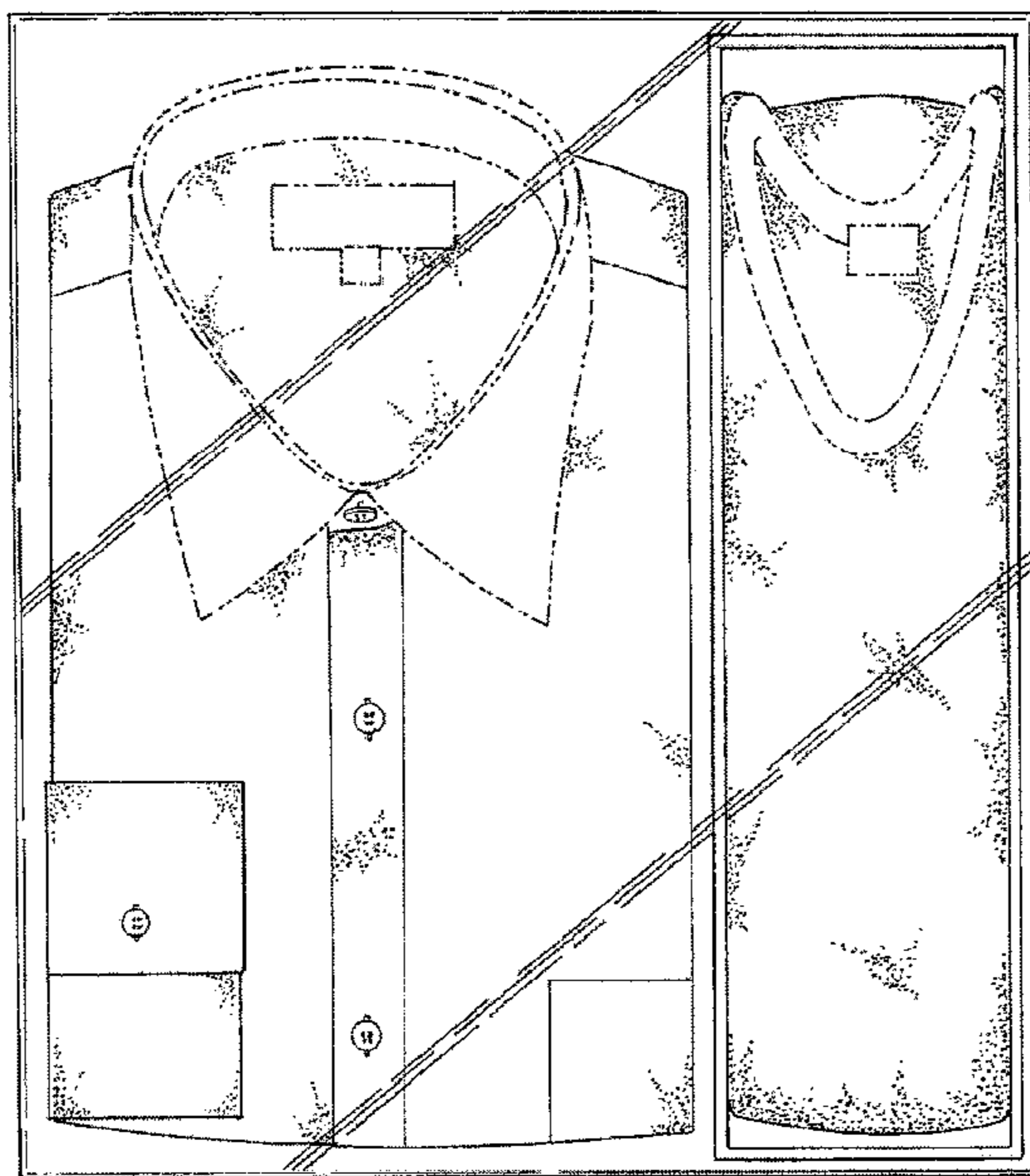
The ornamental design for clothing articles arranged in a box, as shown and described.

DESCRIPTION

FIG. 1 is a front elevation view of clothing articles arranged in a box showing my new design;
FIG. 2 is a bottom plan view thereof;
FIG. 3 is a top plan view thereof;
FIG. 4 is a rear elevation view thereof;
FIG. 5 is a right side elevation view thereof; and,
FIG. 6 is a left side elevation view thereof.

The broken lines shown in the drawing disclosure are for illustrative purposes only and form no part of the claimed design.

1 Claim, 3 Drawing Sheets



US D593,873 S

Page 2

U.S. PATENT DOCUMENTS

D368,588 S	4/1996	Goraleski et al.	D546,674 S	7/2007	Limber
5,549,243 A	8/1996	Dorier et al.	D553,495 S	10/2007	Vandecasteele et al.
5,673,434 A	10/1997	Risk	7,310,857 B2	12/2007	Kim
D390,339 S	2/1998	Dipietro	D565,965 S	4/2008	Kim
D392,112 S *	3/1998	Cynkar et al. D6/314	D565,966 S	4/2008	Kim
D394,959 S *	6/1998	Kwan D6/314	D574,722 S	8/2008	Kim
6,041,998 A	3/2000	Goldberg et al.	D574,723 S	8/2008	Kim
6,142,365 A	11/2000	Breitbach	D574,724 S	8/2008	Kim
D458,064 S *	6/2002	List et al. D6/509	D574,725 S	8/2008	Kim
D458,483 S *	6/2002	List et al. D6/509	D574,726 S	8/2008	Kim
6,460,189 B1	10/2002	Welch	D574,727 S	8/2008	Kim
D468,941 S *	1/2003	List et al. D6/509	D574,728 S	8/2008	Kim
D490,977 S *	6/2004	Freeman D3/273	D574,729 S	8/2008	Kim
D492,595 S	7/2004	Chang	D574,730 S	8/2008	Kim
7,096,509 B2	8/2006	Kim	D581,681 S *	12/2008	Goolrick D6/314
7,114,220 B2	10/2006	Kim	2007/0062846 A1	3/2007	Kim

* cited by examiner

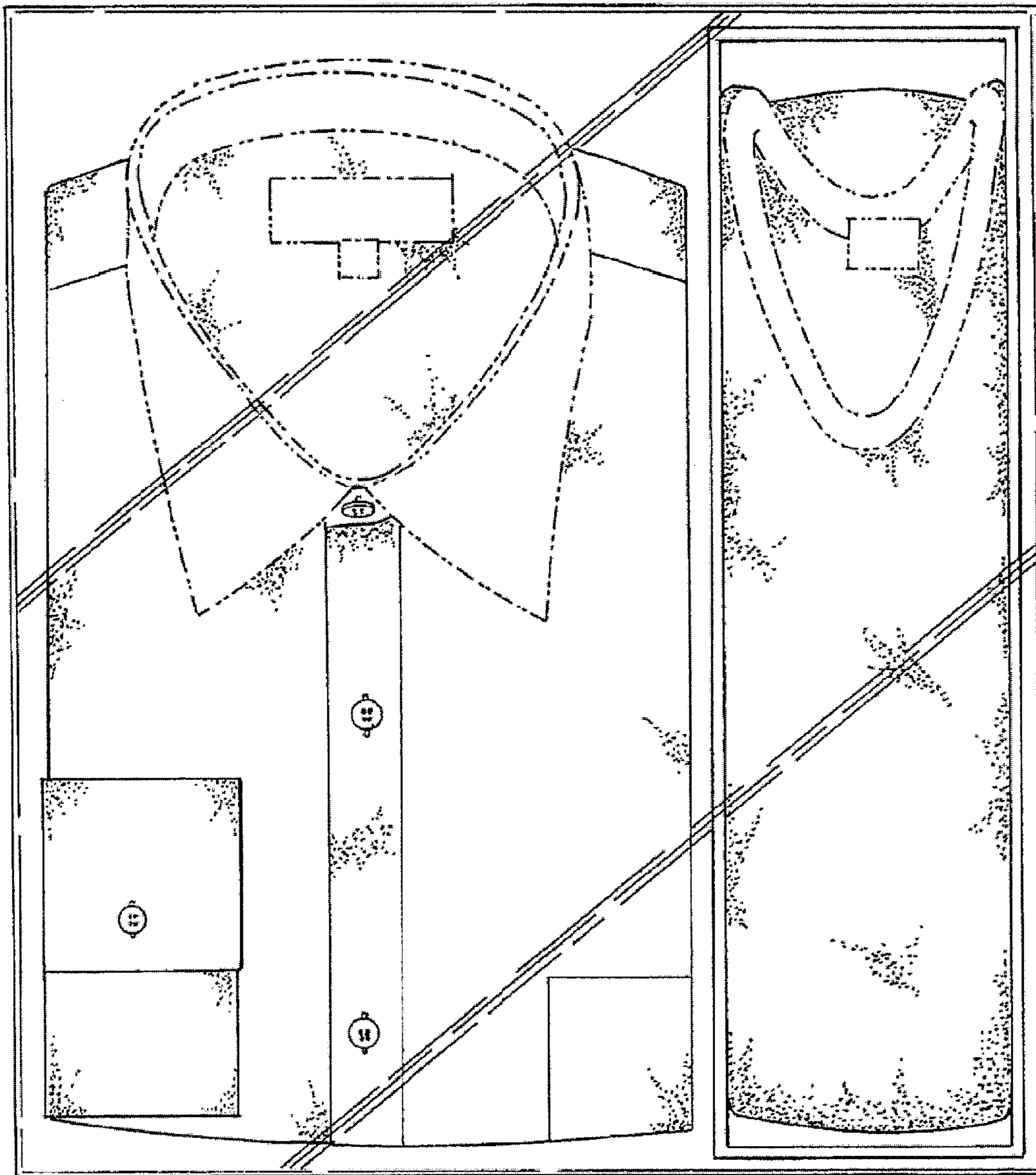


Fig. 1

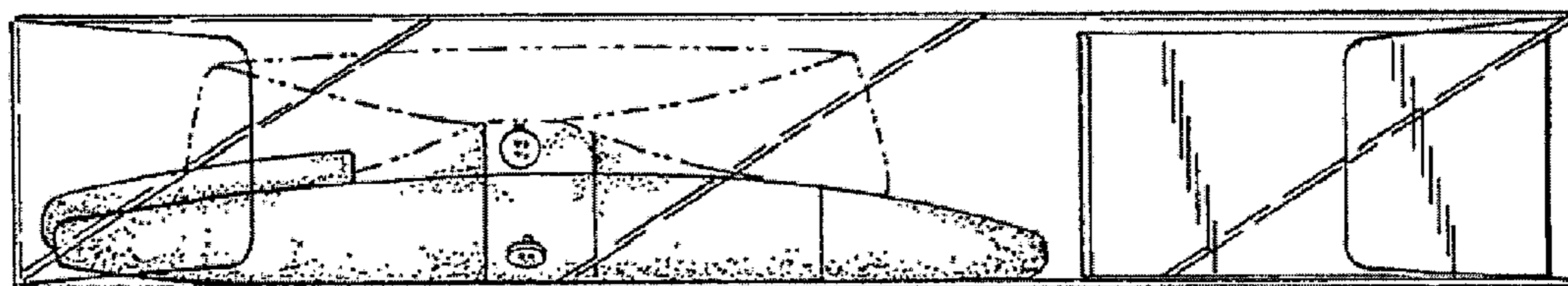


Fig. 2




Fig. 3

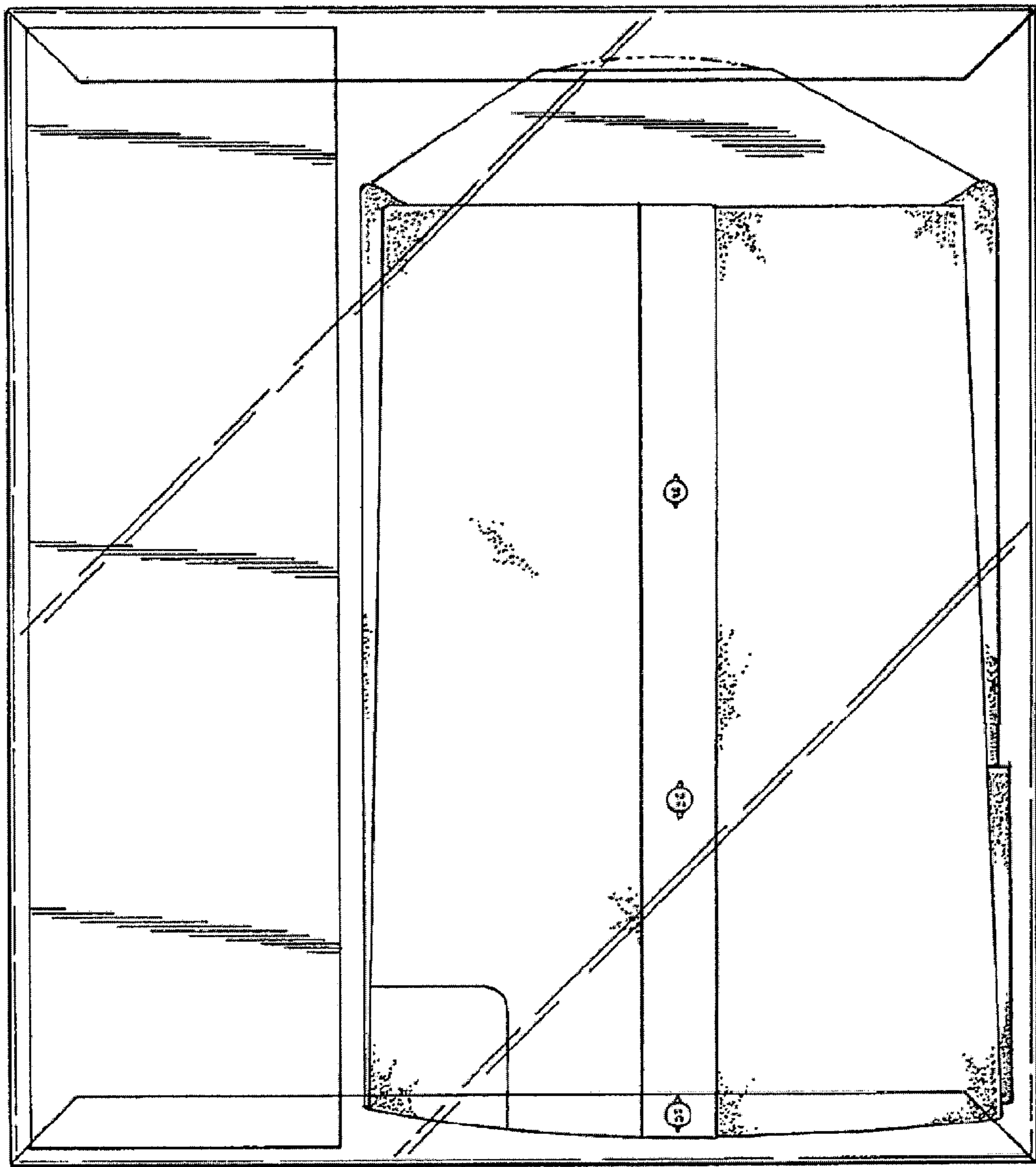


Fig. 4

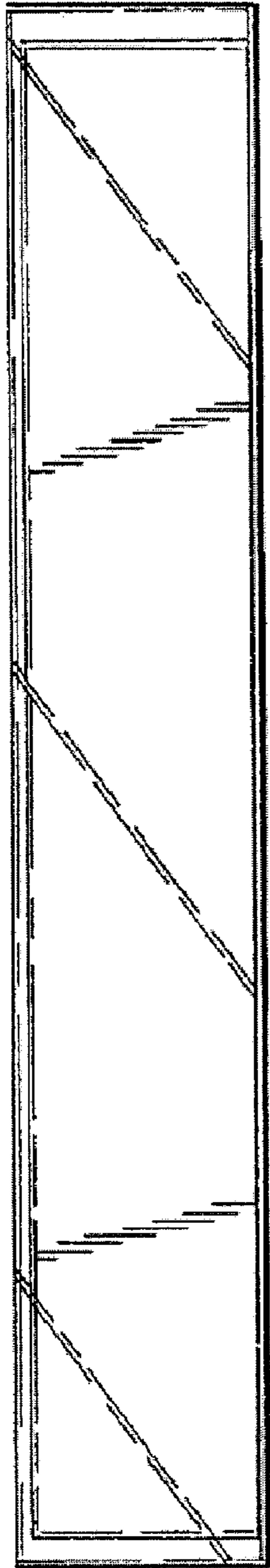


Fig. 5

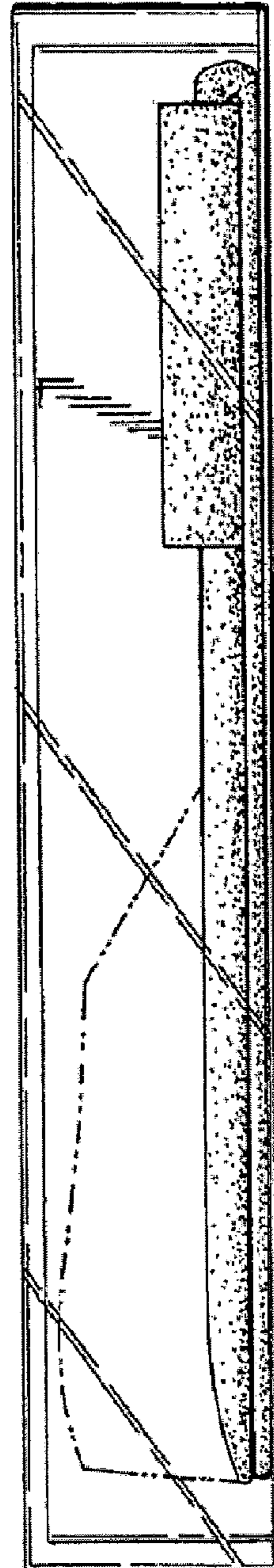


Fig. 6