

US00D593871S

(12) **United States Design Patent**  
**Schmidt**

(10) **Patent No.:** **US D593,871 S**

(45) **Date of Patent:** **\*\* Jun. 9, 2009**

(54) **CONTAINER WITH SCISSORS**

(75) Inventor: **Daniela Schmidt**, Solingen (DE)

(73) Assignee: **Jaguar Stahlwarenfabrik GmbH & Co. KG**, Solingen (DE)

(\*\*) Term: **14 Years**

(21) Appl. No.: **29/280,500**

(22) Filed: **May 30, 2007**

(30) **Foreign Application Priority Data**

Apr. 5, 2007 (EM) ..... 000703491

(51) **LOC (9) Cl.** ..... **09-03**

(52) **U.S. Cl.** ..... **D9/721**

(58) **Field of Classification Search** ..... D9/414,  
D9/415, 418, 424, 428, 500, 501, 503, 504,  
D9/715, 718, 719, 721; D7/354, 612; D3/200,  
D3/205; D28/7, 9, 10, 44, 56, 99; 206/204,  
206/418, 421, 422; 220/611; 229/4.5, 5.6,  
229/5.7; D8/57; D24/148  
See application file for complete search history.

(56) **References Cited**

**U.S. PATENT DOCUMENTS**

D259,768 S \* 7/1981 Banasiak, Jr. .... D9/780  
D278,600 S \* 4/1985 Fortuna ..... D9/556  
D315,095 S \* 3/1991 Wright ..... D9/503  
D316,671 S \* 5/1991 Rohmeder ..... D9/715

D320,469 S \* 10/1991 Hoenig ..... D28/7  
D400,005 S \* 10/1998 Wolff ..... D7/612  
D424,932 S \* 5/2000 Seidler ..... D9/715  
D446,122 S \* 8/2001 Weinstein et al. .... D9/504  
D492,600 S \* 7/2004 Moore ..... D9/503  
D538,640 S \* 3/2007 Limber ..... D9/428  
D538,641 S \* 3/2007 Limber ..... D9/428  
D543,411 S \* 5/2007 Rittberg ..... D7/354  
D547,650 S \* 7/2007 Limber ..... D9/428

\* cited by examiner

*Primary Examiner*—Stella M Reid

*Assistant Examiner*—Shanda C Hill

(74) *Attorney, Agent, or Firm*—Grossman Tucker Perreault & Pflieger, PLLC

(57) **CLAIM**

The original design for a container with scissors, as shown and described.

**DESCRIPTION**

FIG. 1 is a front view of a container with scissors showing my new design;

FIG. 2 is a rear view of FIG. 1;

FIG. 3 is a left side view of FIG. 1;

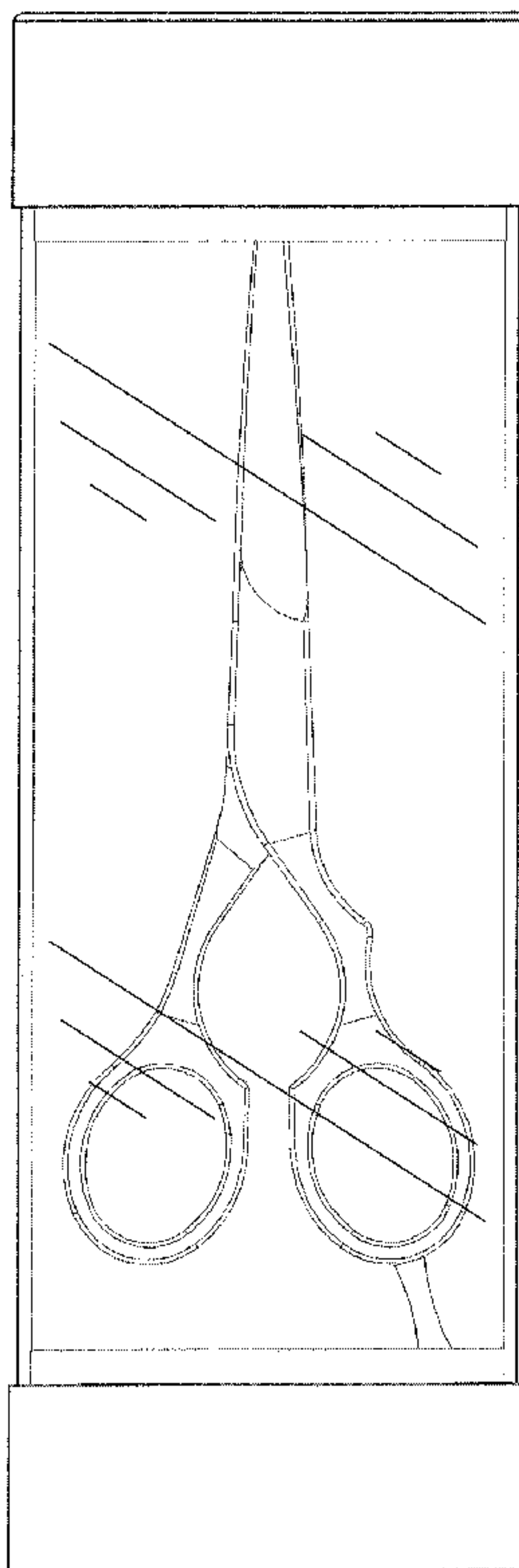
FIG. 4 is a right side view of FIG. 1;

FIG. 5 is a bottom view of FIG. 1;

FIG. 6 is a top view of FIG. 1; and,

FIG. 7 is a perspective view of FIG. 1.

**1 Claim, 6 Drawing Sheets**



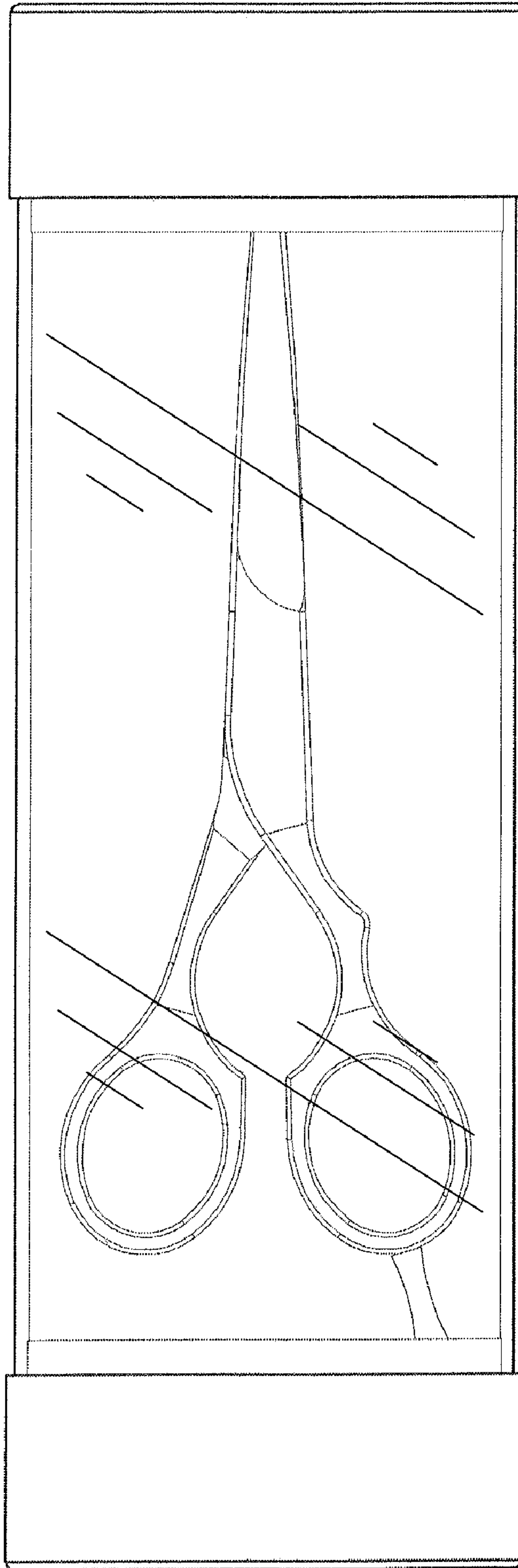


FIG. 1

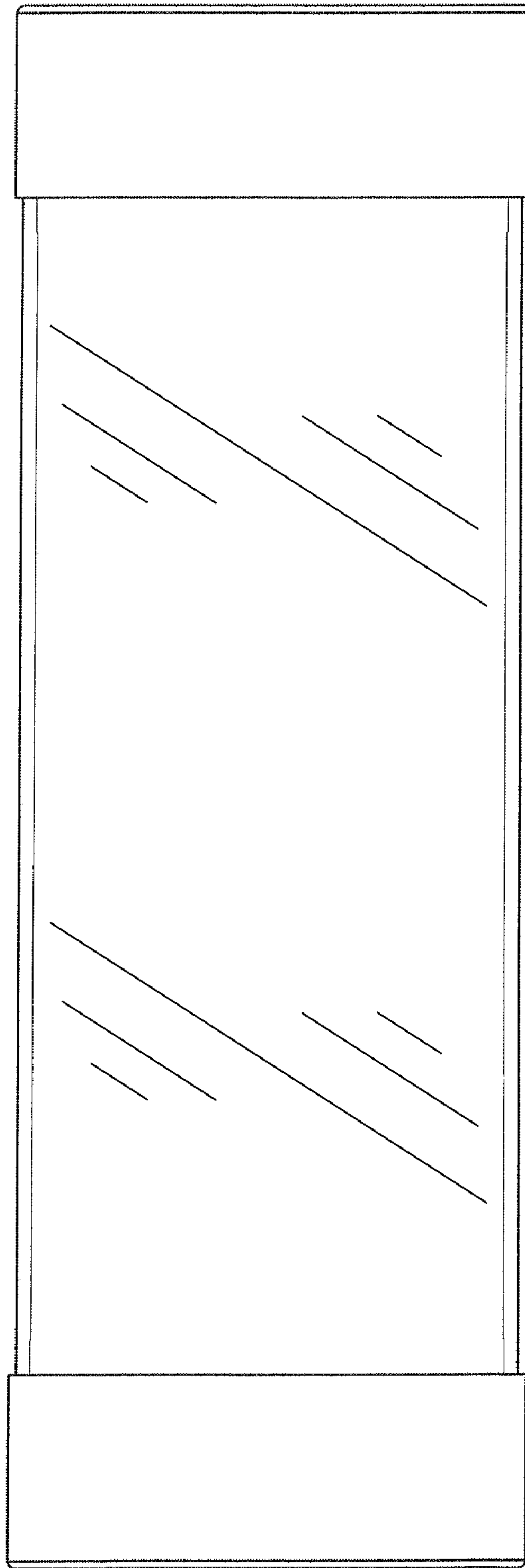


FIG. 2

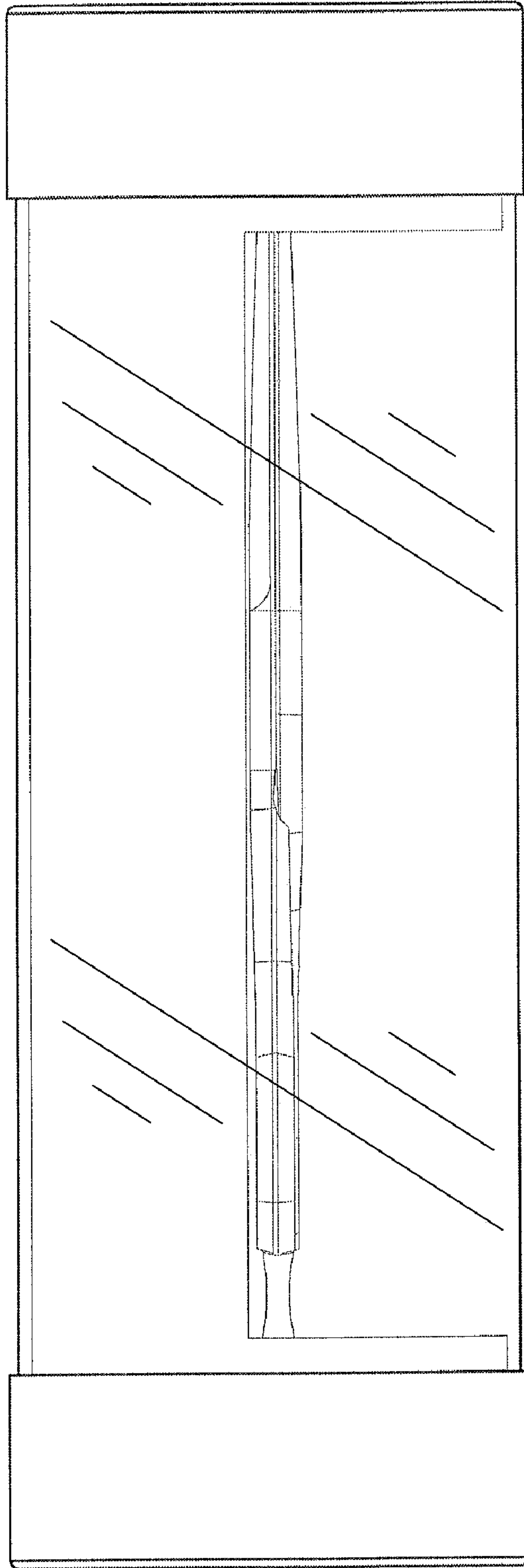


FIG. 3

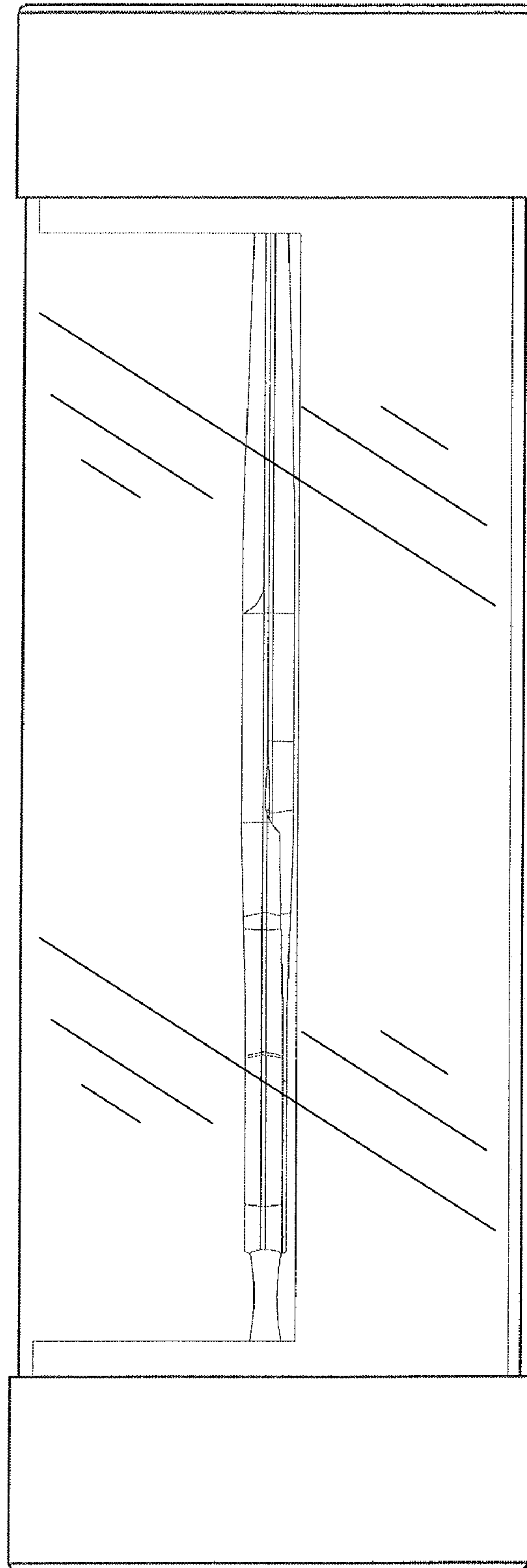


FIG. 4




FIG.5




FIG.6



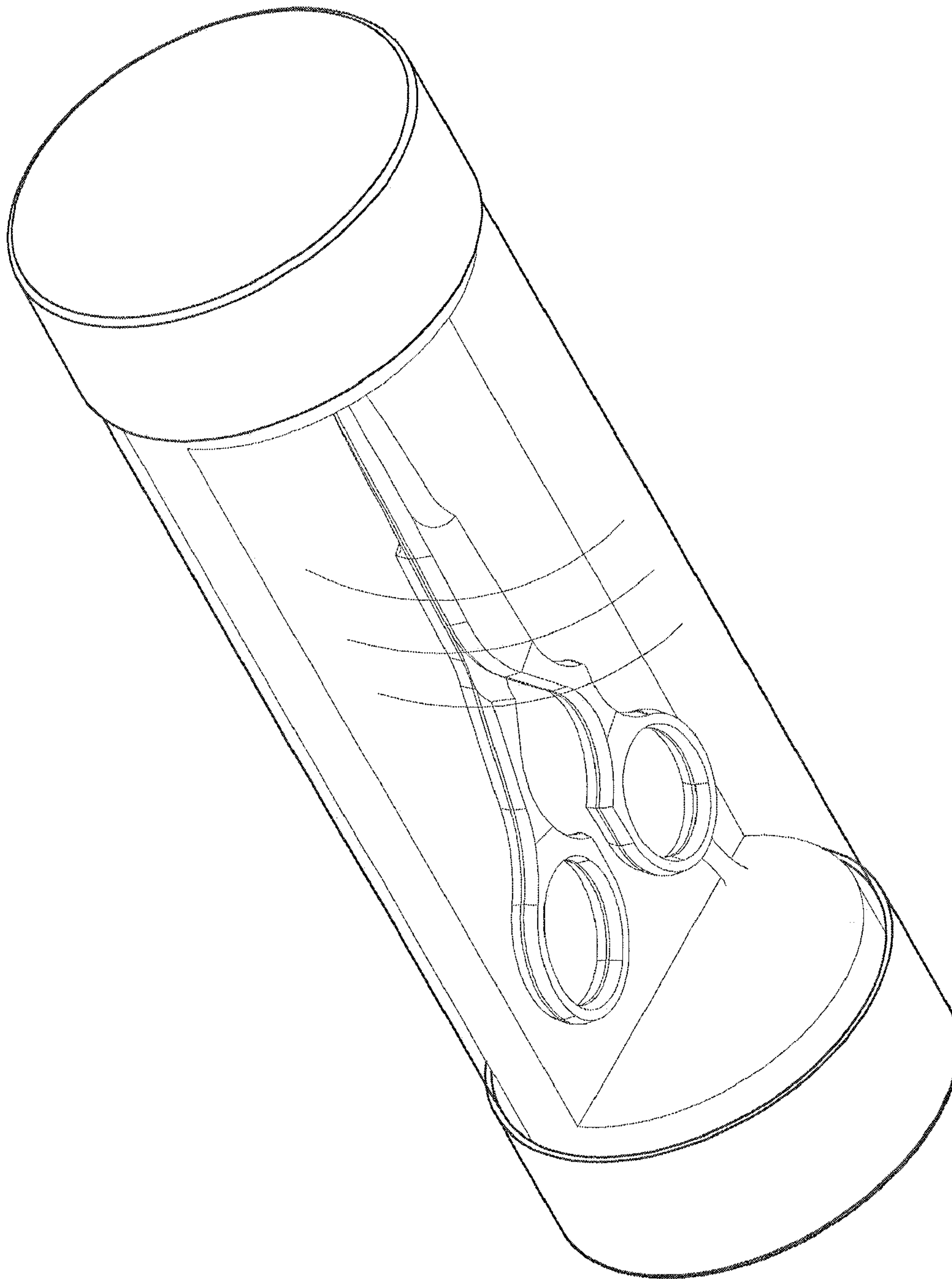


FIG. 7