



US00D593870S

(12) **United States Design Patent**
Wehling

(10) **Patent No.:** **US D593,870 S**
(45) **Date of Patent:** **** Jun. 9, 2009**

(54) **STAND-UP POUCH FOR A LIQUID**

D563,242 S * 3/2008 Murray D9/708
D574,258 S * 8/2008 Girard et al. D9/708

(75) Inventor: **Michael Wehling**, Ritterhude (DE)

OTHER PUBLICATIONS

(73) Assignee: **KHS Hensen Packaging GmbH**,
Verden (DE)

OHIM database record for Registered Community Design
000713409-0001, published Jun. 12, 2007 and filed by the Assignee
of the current application on Apr. 25, 2007.

(**) Term: **14 Years**

* cited by examiner

(21) Appl. No.: **29/319,496**

Primary Examiner—Caron Veynar

Assistant Examiner—Abraham Bahta

(22) Filed: **Jun. 10, 2008**

(74) *Attorney, Agent, or Firm*—Proskauer Rose LLP

(51) **LOC (9) Cl.** **09-05**

(52) **U.S. Cl.** **D9/708**

(58) **Field of Classification Search** D9/702–703,
D9/705, 707–708, 710, 714, 434–435, 522,
D9/696; 206/822; 383/61.1, 80–81, 104,
383/901, 63, 103, 203; 222/92, 107

See application file for complete search history.

(57) **CLAIM**

The ornamental design for a stand-up pouch for a liquid, as
shown and described.

(56) **References Cited**

DESCRIPTION

FIG. 1 is a front view of a stand-up pouch for a liquid, the back
view being a mirror image thereof; and,

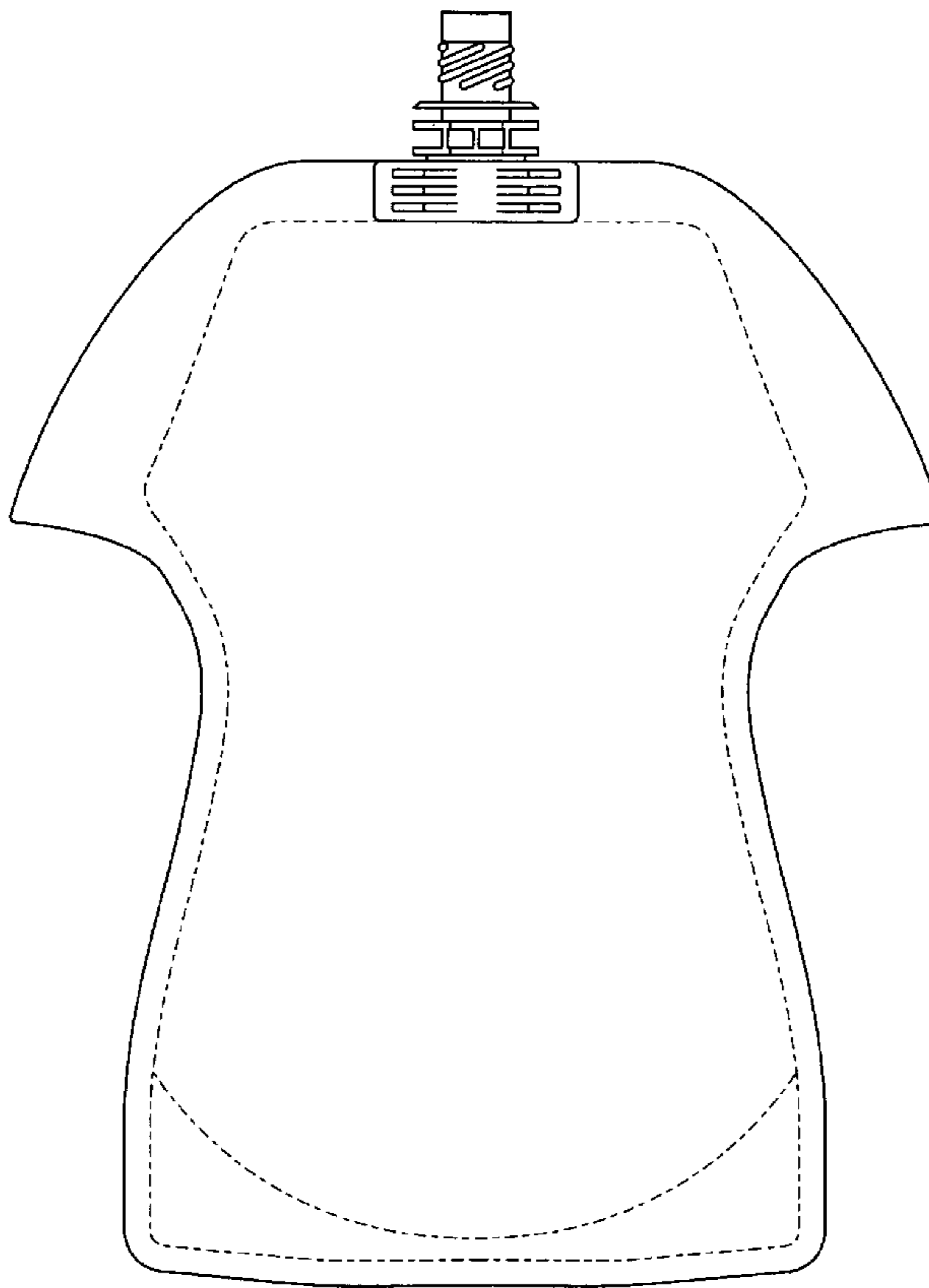
FIG. 2. is a bottom view of the stand-up pouch of FIG. 1.

The broken lines shown in the drawings are for illustrative
purposes only and form no part of the claimed design. For
example, the broken lines in FIG. 1 represent at least in part an
interior liquid receptacle. It will be appreciated that the inter-
ior receptacle can have any configuration and is not part of
the claimed design.

U.S. PATENT DOCUMENTS

D435,440 S *	12/2000	Croft et al.	D9/696
D504,610 S *	5/2005	Berman	D9/708
D528,011 S *	9/2006	Ueda	D9/702
D532,703 S *	11/2006	Wild	D9/708
D551,568 S *	9/2007	Berman	D9/708
D555,011 S *	11/2007	Spanjaard	D9/708
D557,614 S *	12/2007	Murray	D9/708
D560,122 S *	1/2008	Fuchs et al.	D9/708

1 Claim, 2 Drawing Sheets



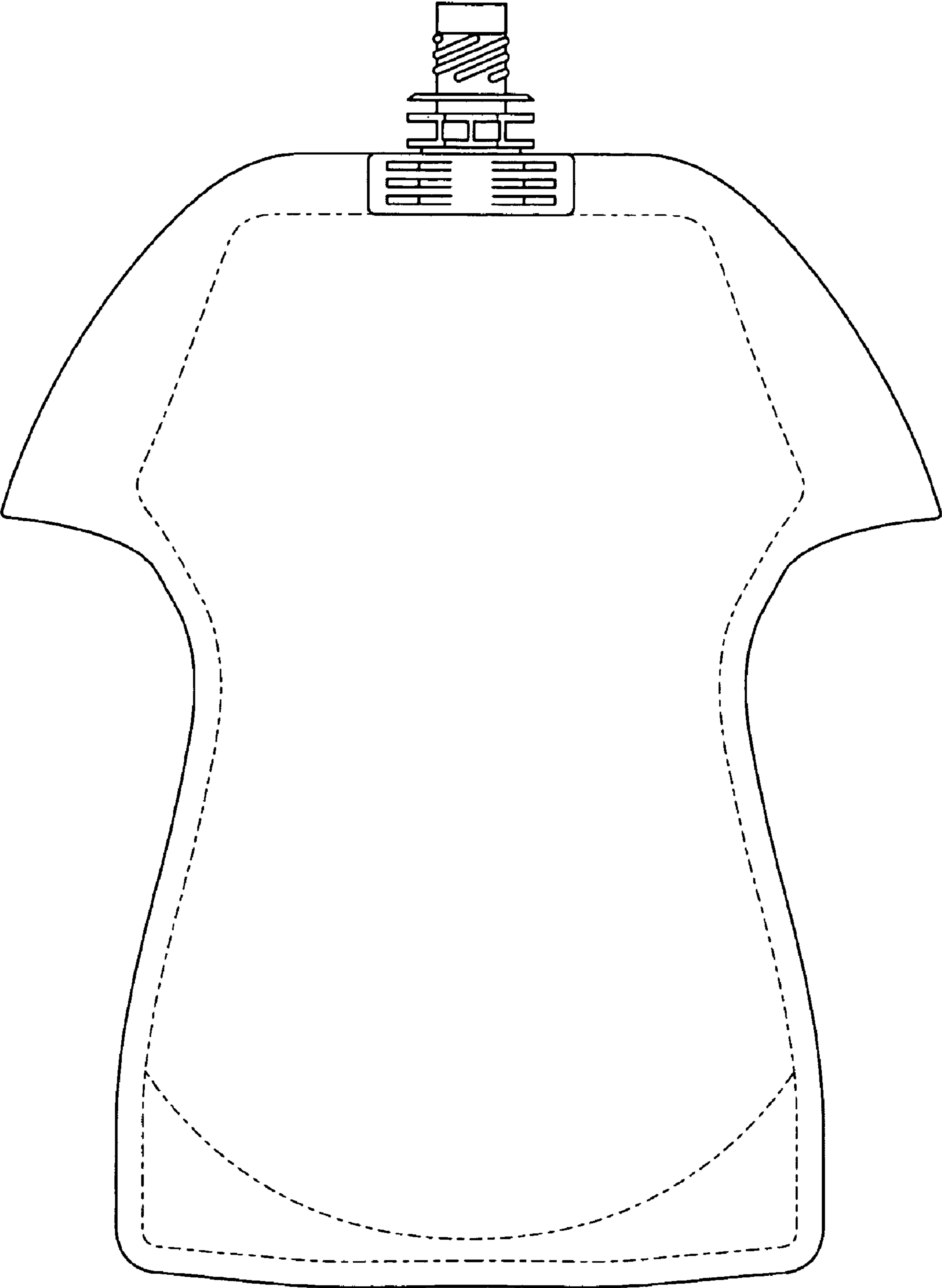


FIG. 1

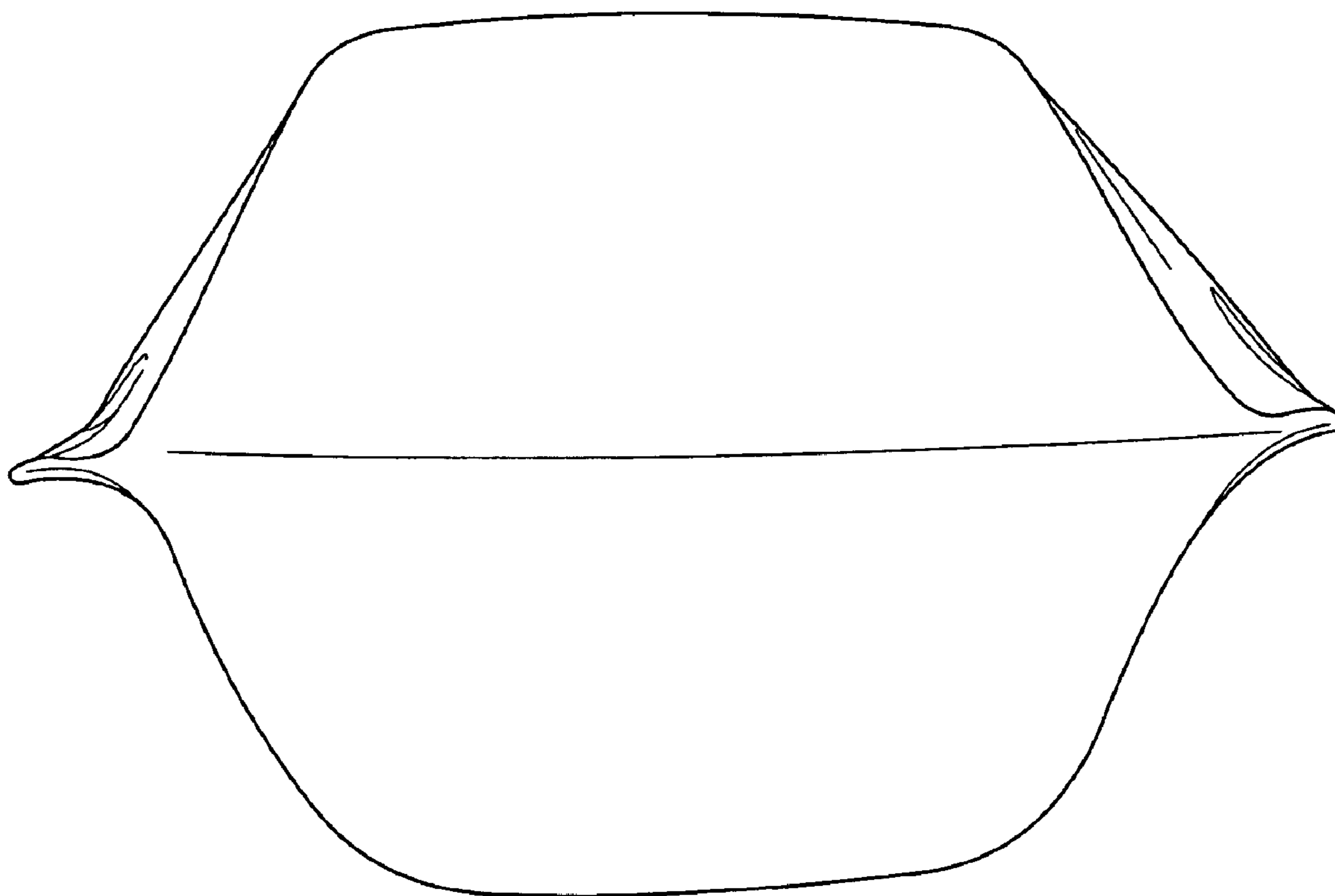


FIG. 2