

US00D593852S

(12) **United States Design Patent**
Hoebeek

(10) **Patent No.:** **US D593,852 S**
(45) **Date of Patent:** **** Jun. 9, 2009**

(54) **RETAINING CLIP**

(75) Inventor: **Rudi Hoebeek**, Londerzeel (BE)

(73) Assignee: **Hoebeek N.V.**, Willebroek (BE)

(**) Term: **14 Years**

(21) Appl. No.: **29/237,466**

(22) Filed: **Aug. 31, 2005**

(30) **Foreign Application Priority Data**

Mar. 10, 2005 (EM) 000307145-0001
Mar. 10, 2005 (EM) 000307145-0002

(51) **LOC (9) Cl.** **08-08**

(52) **U.S. Cl.** **D8/394**

(58) **Field of Classification Search** D8/354,
D8/356, 371, 394-396; D19/65; D24/128;
248/74.2, 215, 227.1, 49, 300, 301, 316.7,
248/51, 489; 24/570; D32/61

See application file for complete search history.

(56) **References Cited**

U.S. PATENT DOCUMENTS

D140,381 S * 2/1945 Anderson D8/383
3,055,072 A * 9/1962 Brown 24/277
D234,925 S * 4/1975 Kallansrud D8/363
4,750,638 A * 6/1988 Sosower 220/495.09
D312,038 S * 11/1990 Sachs D8/371

D329,372 S * 9/1992 Wilms D8/380
D333,421 S * 2/1993 Patti D8/356
5,572,775 A * 11/1996 Mailloux et al. 24/339
6,005,195 A * 12/1999 Kam 174/135
D483,254 S * 12/2003 Sels D8/394
D536,957 S * 2/2007 Reiff D8/394
D542,629 S * 5/2007 Thompson D8/356

* cited by examiner

Primary Examiner—T. Chase Nelson
Assistant Examiner—John Windmuller
(74) *Attorney, Agent, or Firm*—Barnes & Thornburg LLP

(57) **CLAIM**

The ornamental design for a retaining clip, as shown and described.

DESCRIPTION

FIG. 1 is a top perspective view of a retaining clip showing a first embodiment of my new design;

FIG. 2 is a bottom perspective view thereof;

FIG. 3 is a front elevation view thereof; the rear elevation view being a mirror image thereof;

FIG. 4 is a bottom perspective view of a retaining clip showing a second embodiment of my new design;

FIG. 5 is a top perspective view thereof; and,

FIG. 6 is a front elevation view thereof; the rear elevation view being a mirror image thereof.

1 Claim, 2 Drawing Sheets

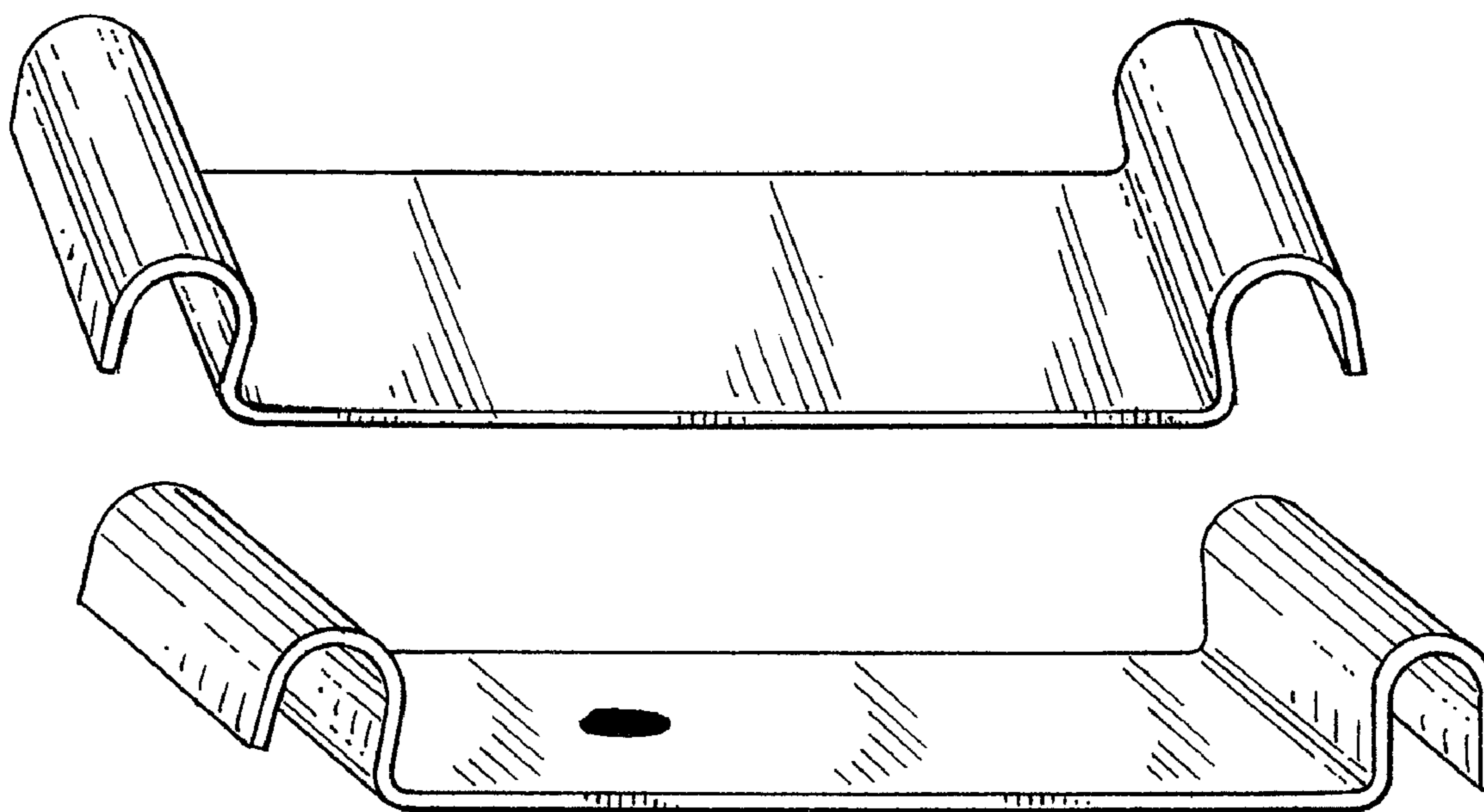


FIG. 1

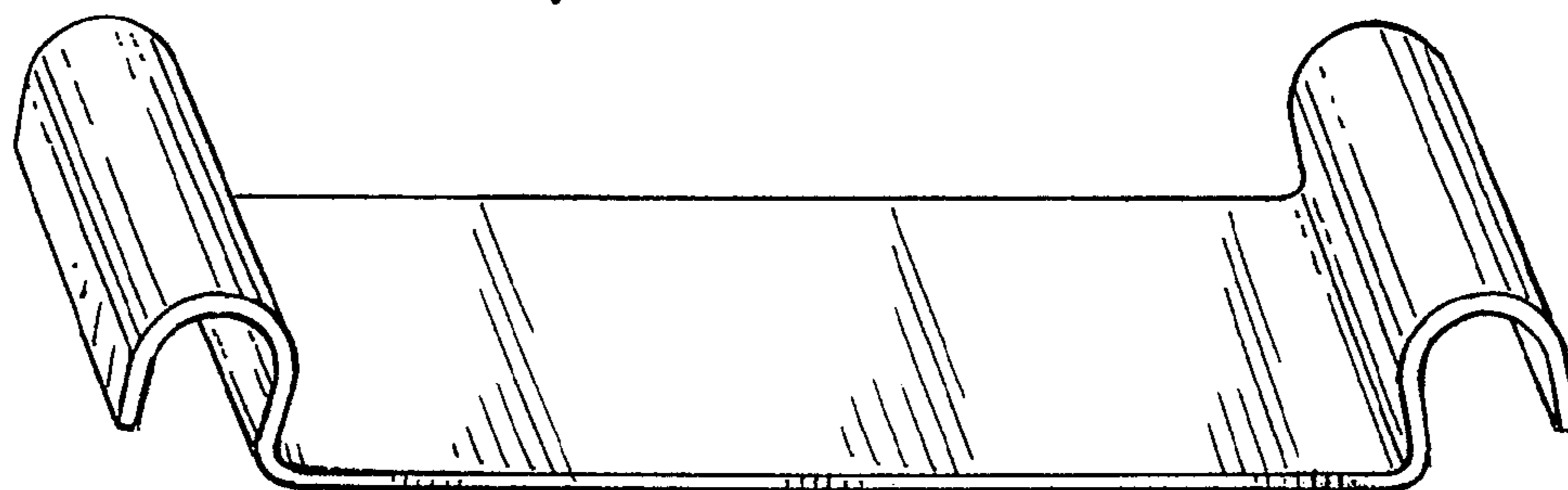


FIG. 2

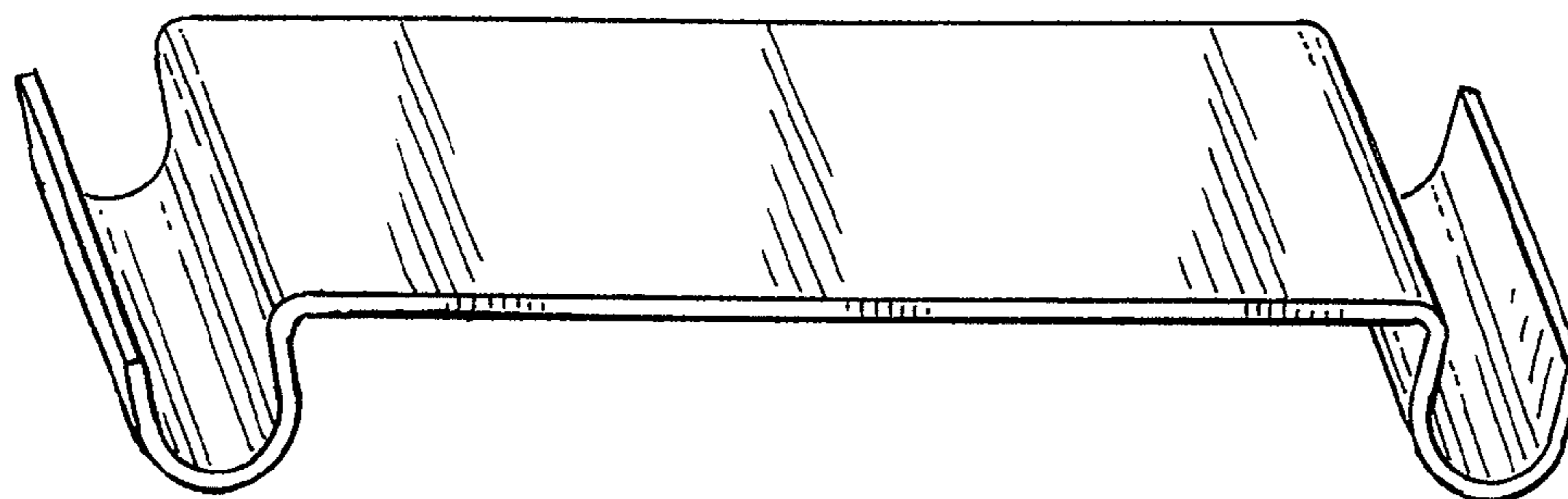


FIG. 3



FIG. 4

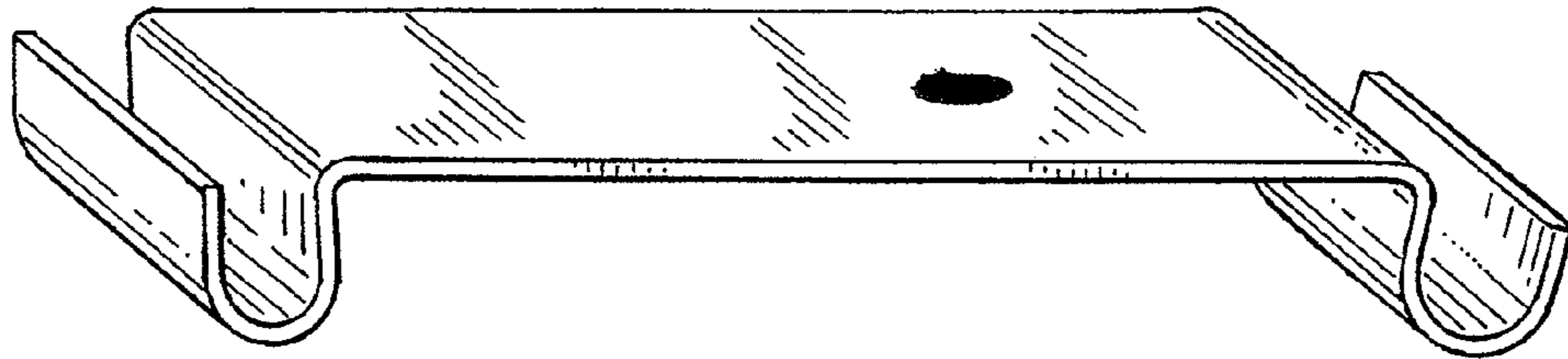


FIG. 5




FIG. 6

