



US00D593846S

(12) **United States Design Patent**  
**Bates**

(10) **Patent No.:** **US D593,846 S**

(45) **Date of Patent:** **\*\* Jun. 9, 2009**

(54) **GRAB BAR**

(75) Inventor: **Michael R. Bates**, Sheboygan Falls, WI  
(US)

(73) Assignee: **Kohler Co.**, Kohler, WI (US)

(\*\*) Term: **14 Years**

(21) Appl. No.: **29/304,560**

(22) Filed: **Mar. 4, 2008**

(51) **LOC (9) Cl.** ..... **08-05**

(52) **U.S. Cl.** ..... **D8/363**

(58) **Field of Classification Search** ..... D8/349,  
D8/354, 363; D6/519; 248/309.1; 211/60.1,  
211/105.1; 4/576.1

See application file for complete search history.

(56) **References Cited**

**U.S. PATENT DOCUMENTS**

D197,771 S \* 3/1964 Brenner ..... D8/377  
D314,132 S \* 1/1991 Goodell ..... D8/377  
5,337,525 A 8/1994 Zaccai et al.

**OTHER PUBLICATIONS**

An untitled photo from the Home Portfolio web site, depicting a tubular grab rail, undated.

A page from a Kohler brochure entitled "Free Will Barrier—Free Showers", depicting grab rails, undated.

\* cited by examiner

*Primary Examiner*—Holly H Baynham

(74) *Attorney, Agent, or Firm*—Quales & Brady LLP

(57) **CLAIM**

The ornamental design for a grab bar, as shown and described.

**DESCRIPTION**

In a preferred embodiment, the nature of this product is as a grab bar mountable along a shower area wall.

FIG. 1 is a top, right, frontal perspective view of a grab bar embodying my new design;

FIG. 2 is a top plan view thereof;

FIG. 3 is a front elevational view thereof;

FIG. 4 is a right side elevational view thereof;

FIG. 5 is a left side elevational view thereof;

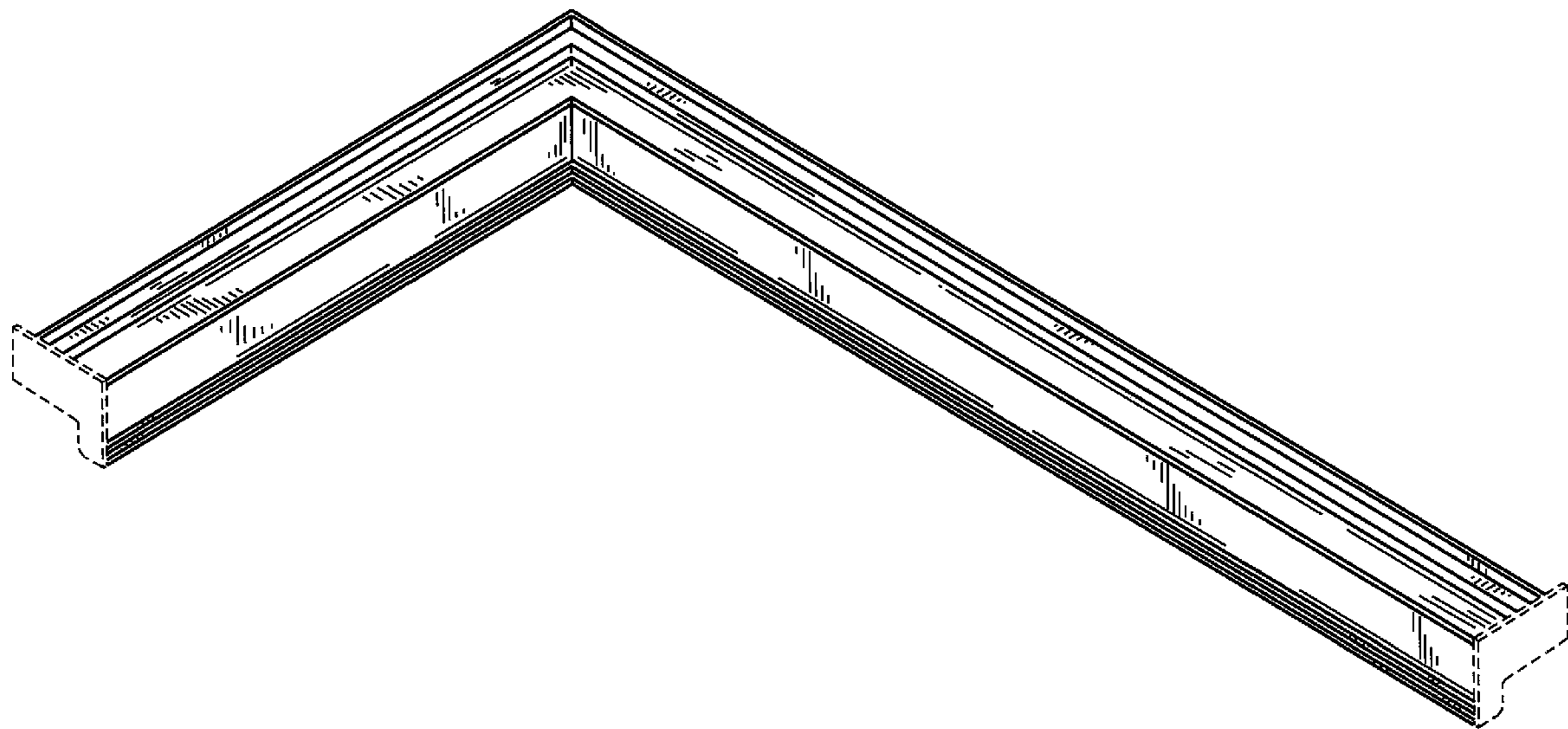
FIG. 6 is a rear elevational view thereof;

FIG. 7 is a bottom plan view thereof; and,

FIG. 8 is a top plan view of a second embodiment, which is a mirror image of the first embodiment. Hence, the front elevational view thereof is a mirror image of FIG. 3, the left side elevational view thereof is a mirror image of FIG. 4, the right side elevational view thereof is a mirror image of FIG. 5, the rear elevational view thereof is a mirror image of FIG. 6, and the bottom plan view thereof is a mirror image of FIG. 7.

The broken line representations in the figures are for the purpose of illustration only, and form no part of the claimed design.

**1 Claim, 6 Drawing Sheets**



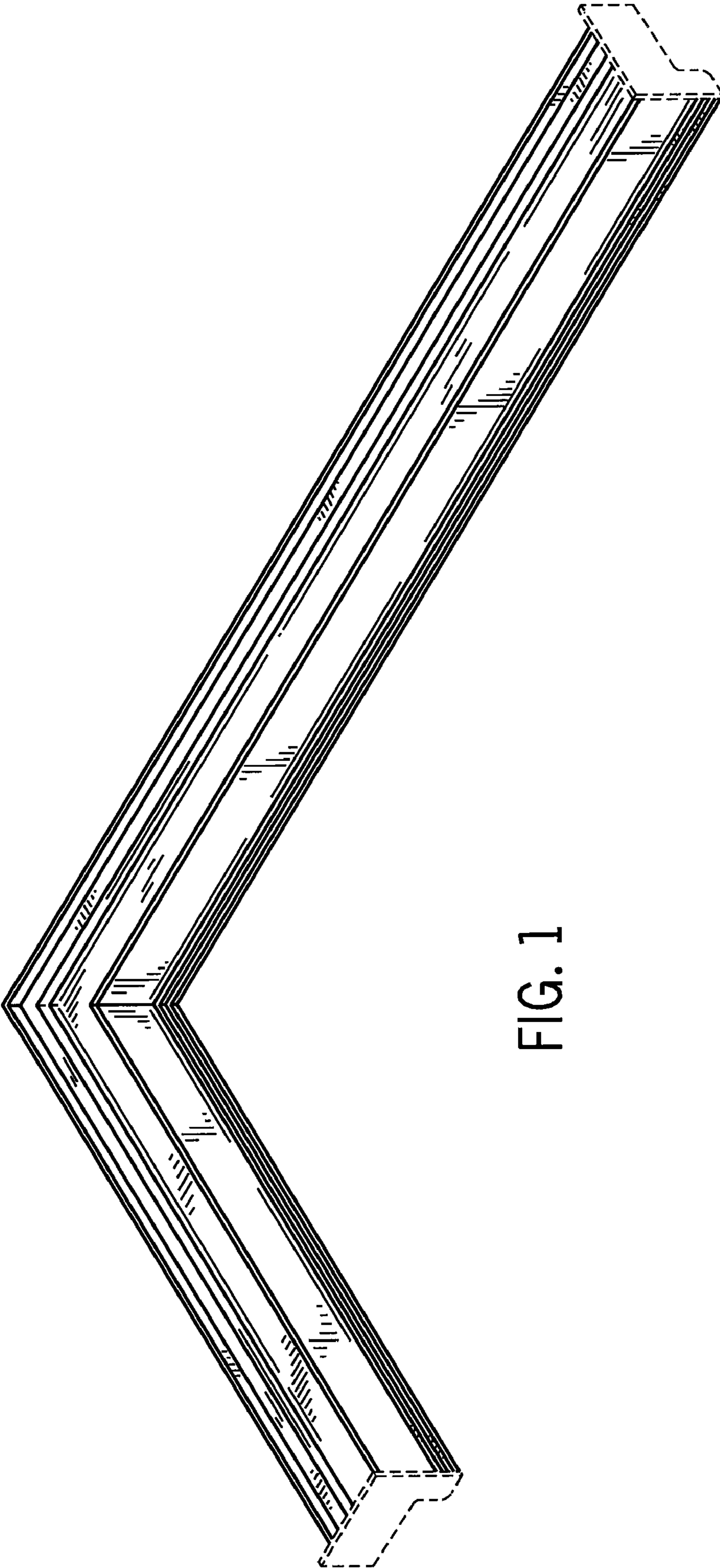


FIG. 1

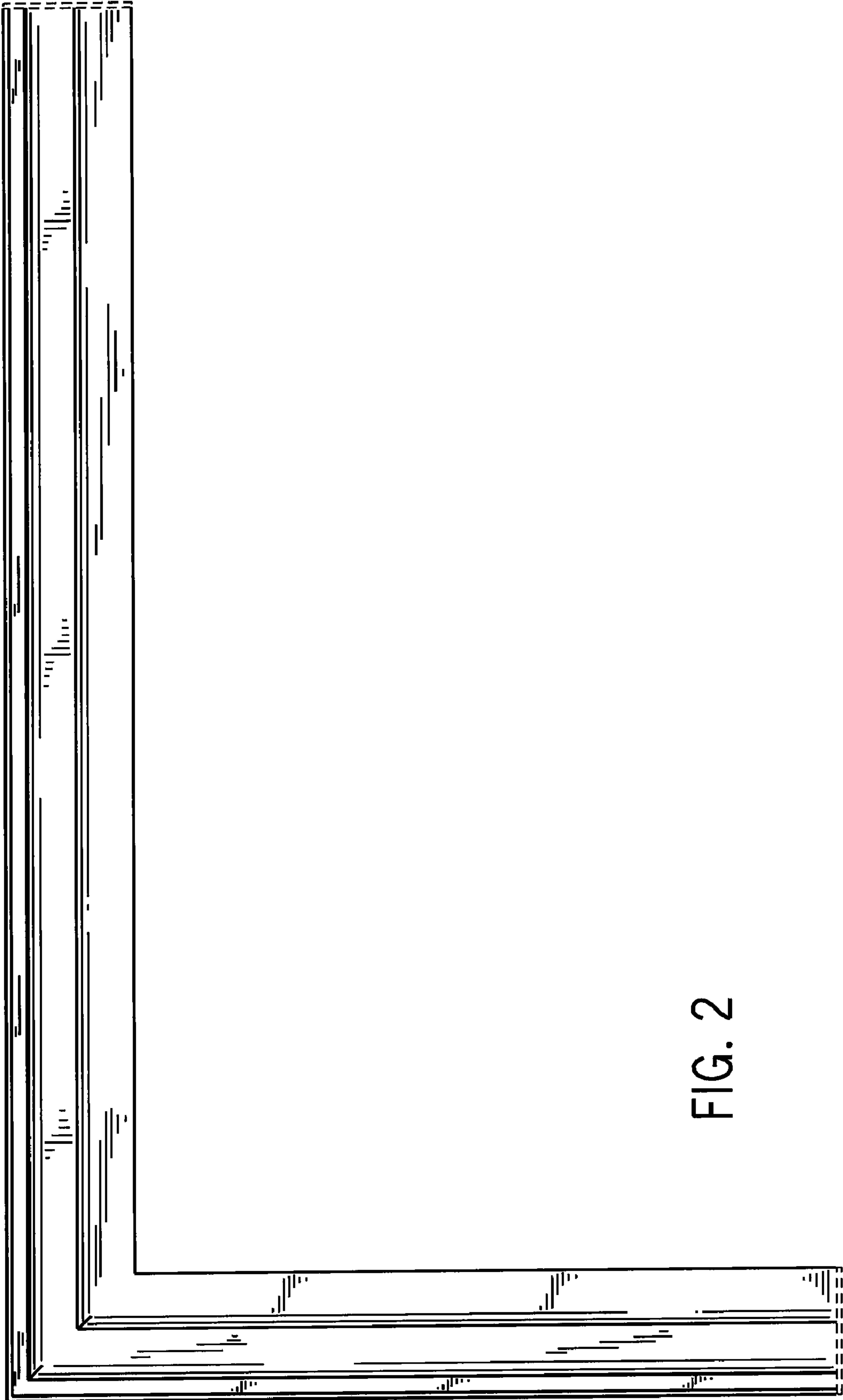


FIG. 2

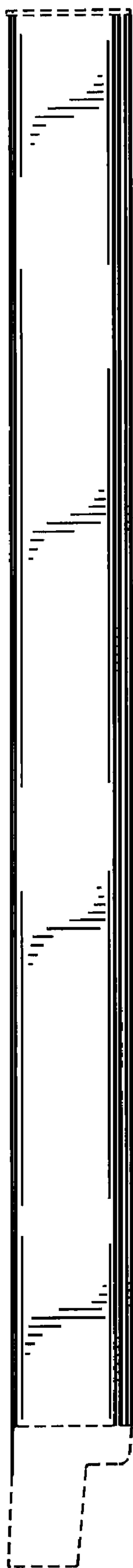


FIG. 3




FIG. 4



FIG. 5




FIG. 6

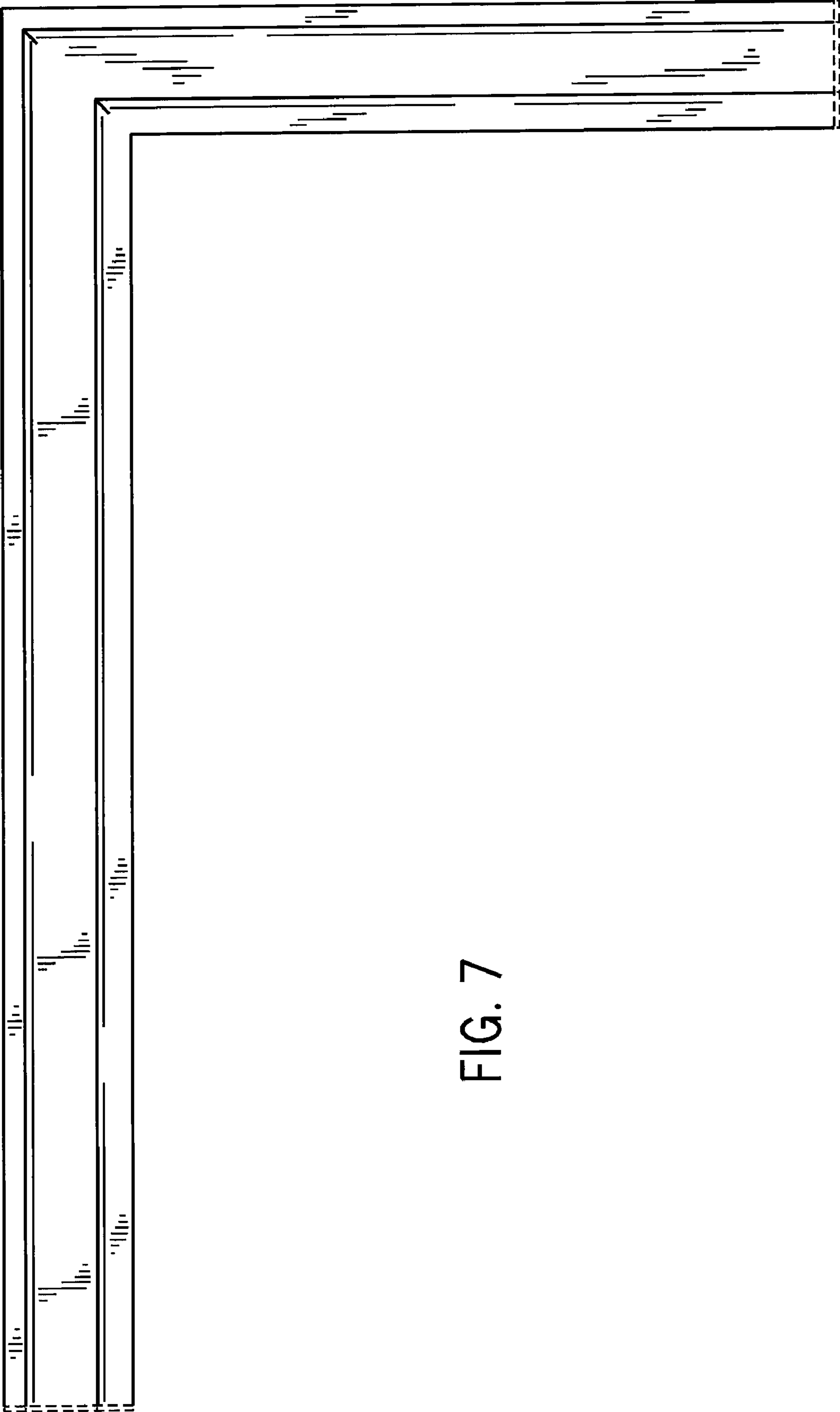


FIG. 7




FIG. 8