



US00D593839S

(12) **United States Design Patent**
Ireland

(10) **Patent No.:** **US D593,839 S**

(45) **Date of Patent:** **** Jun. 9, 2009**

(54) **KNIFE**

(75) **Inventor:** **William Alfred Ireland**, Gloucestershire
(GB)

(73) **Assignee:** **WAI Designs Limited** (GB)

(**) **Term:** **14 Years**

(21) **Appl. No.:** **29/312,471**

(22) **Filed:** **Oct. 22, 2008**

(51) **LOC (9) Cl.** **08-03**

(52) **U.S. Cl.** **D8/102**

(58) **Field of Classification Search** D8/98,
D8/107, 102, 103, 104, 48, 99, 41; D19/65;
30/DIG. 3, 294; 254/28; 7/160
See application file for complete search history.

(56) **References Cited**

U.S. PATENT DOCUMENTS

D333,773 S * 3/1993 Schapiro, Jr. D8/102
D372,655 S * 8/1996 Lin D8/102
5,581,895 A * 12/1996 Jeffcoat 30/294
D388,306 S * 12/1997 Vaught D8/104

D435,778 S * 1/2001 Chen D8/103
D488,698 S * 4/2004 Moore D8/102
D552,951 S * 10/2007 Shor D8/50
D556,005 S * 11/2007 Huang D8/104
2005/0102844 A1 * 5/2005 Addis 30/299

* cited by examiner

Primary Examiner—Cathron C Brooks

Assistant Examiner—Austin Murphy

(74) *Attorney, Agent, or Firm*—Skinner & Associates

(57) **CLAIM**

The ornamental design for a knife, as shown.

DESCRIPTION

FIG. 1 is a top plan view of the knife.

FIG. 2 is a front view of the knife.

FIG. 3 is a bottom view of the knife.

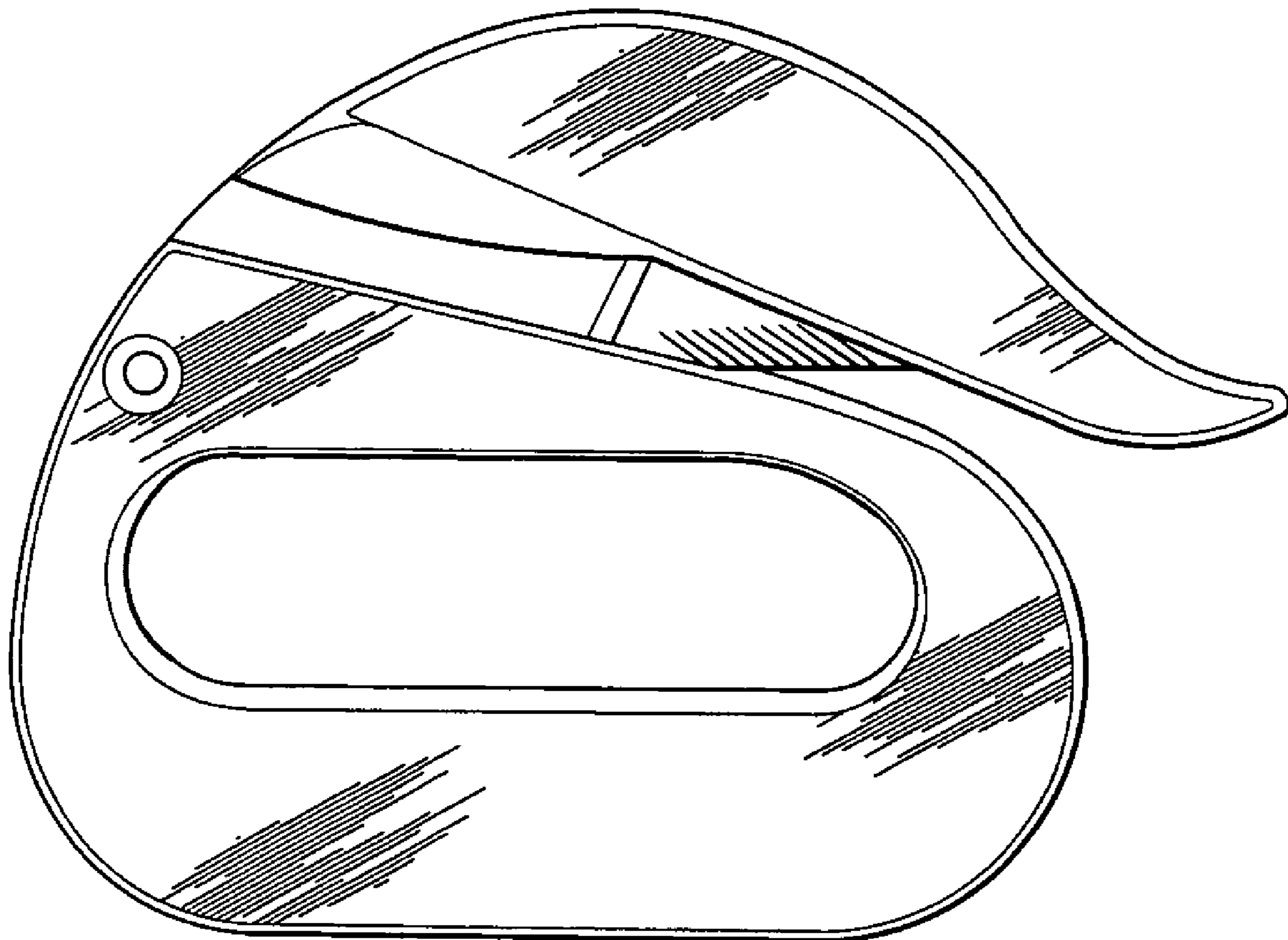
FIG. 4 is a left side view of the knife.

FIG. 5 is a right side view of the knife.

FIG. 6 is a rear view of the knife; and,

FIG. 7 is a perspective view of the knife.

1 Claim, 2 Drawing Sheets



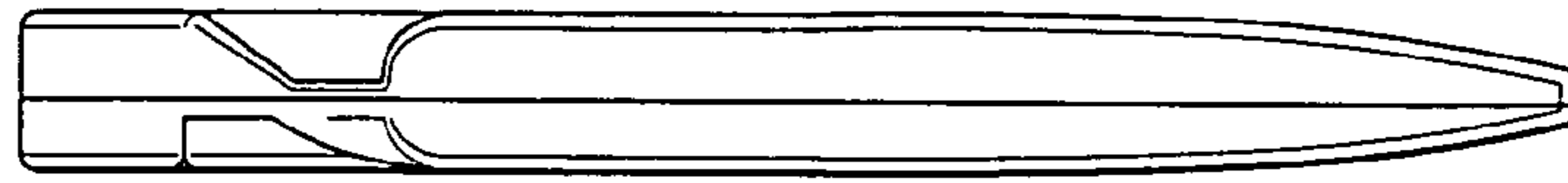


FIG 1

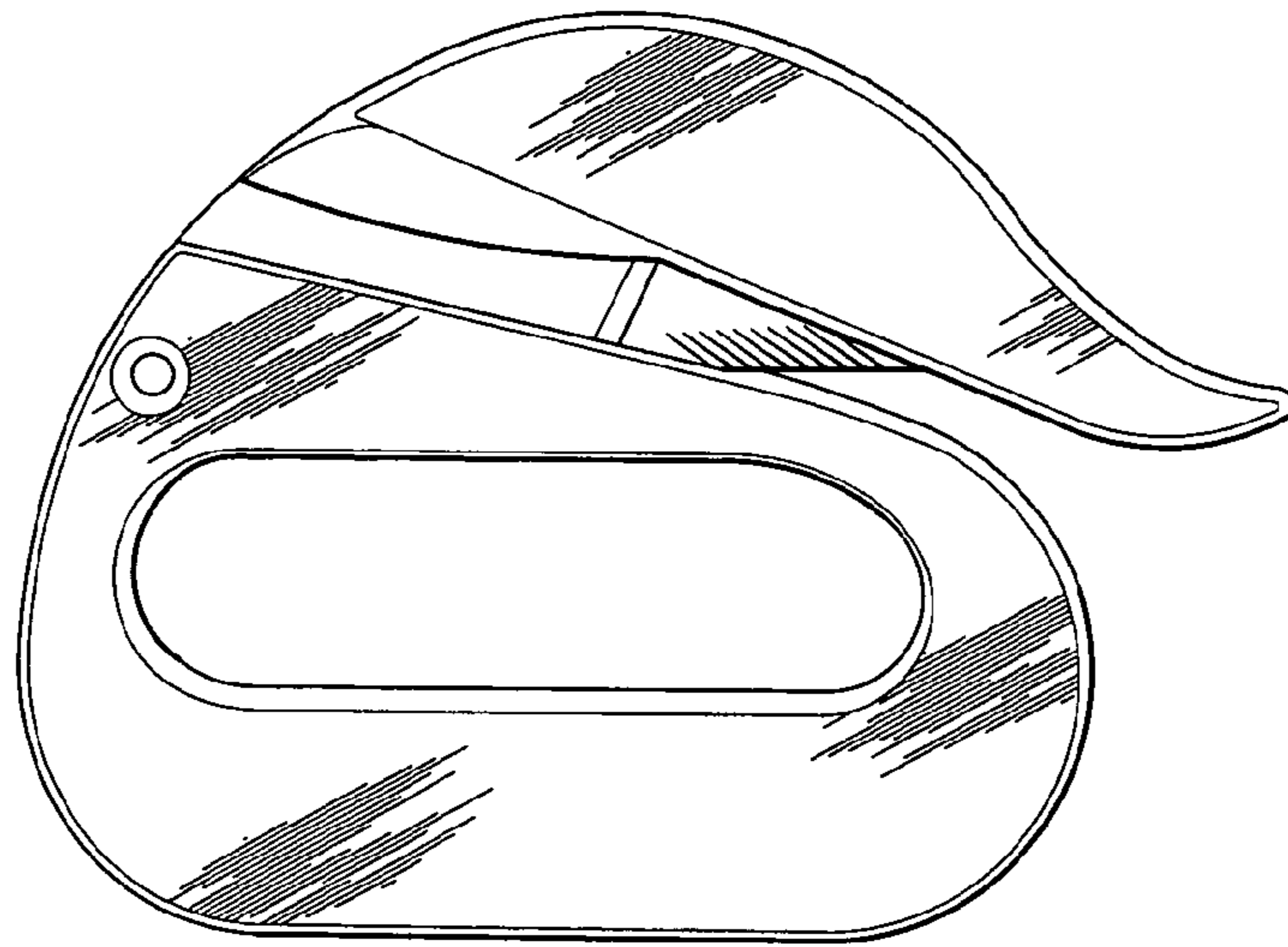


FIG 2




FIG 3

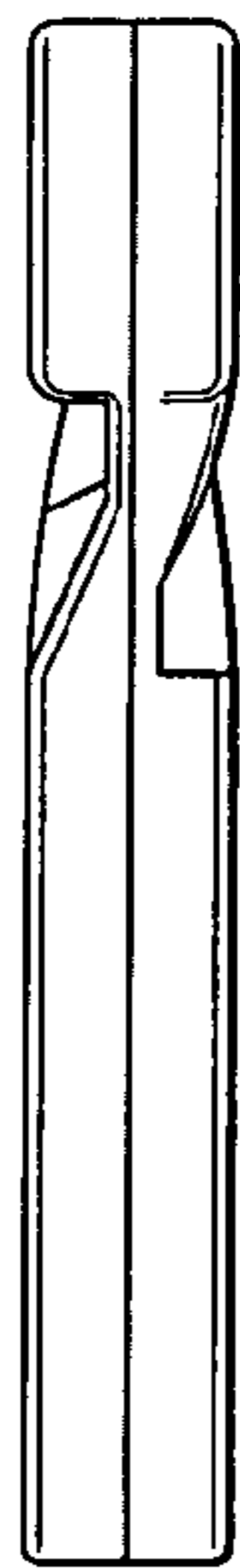


FIG 4

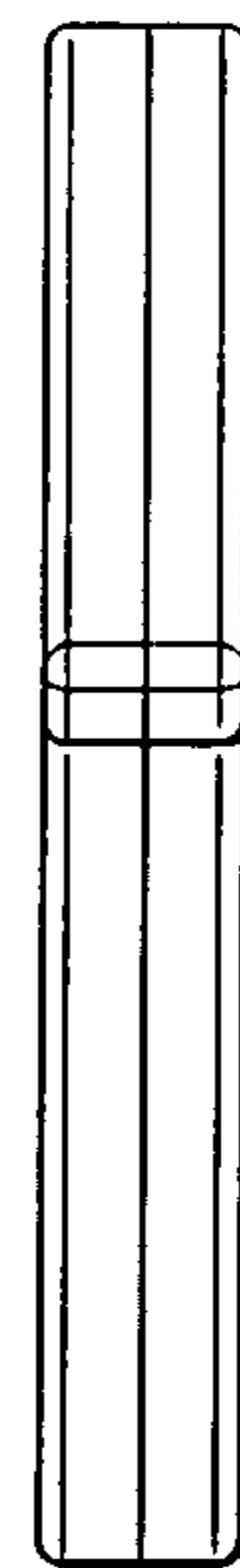


FIG 5




FIG 6

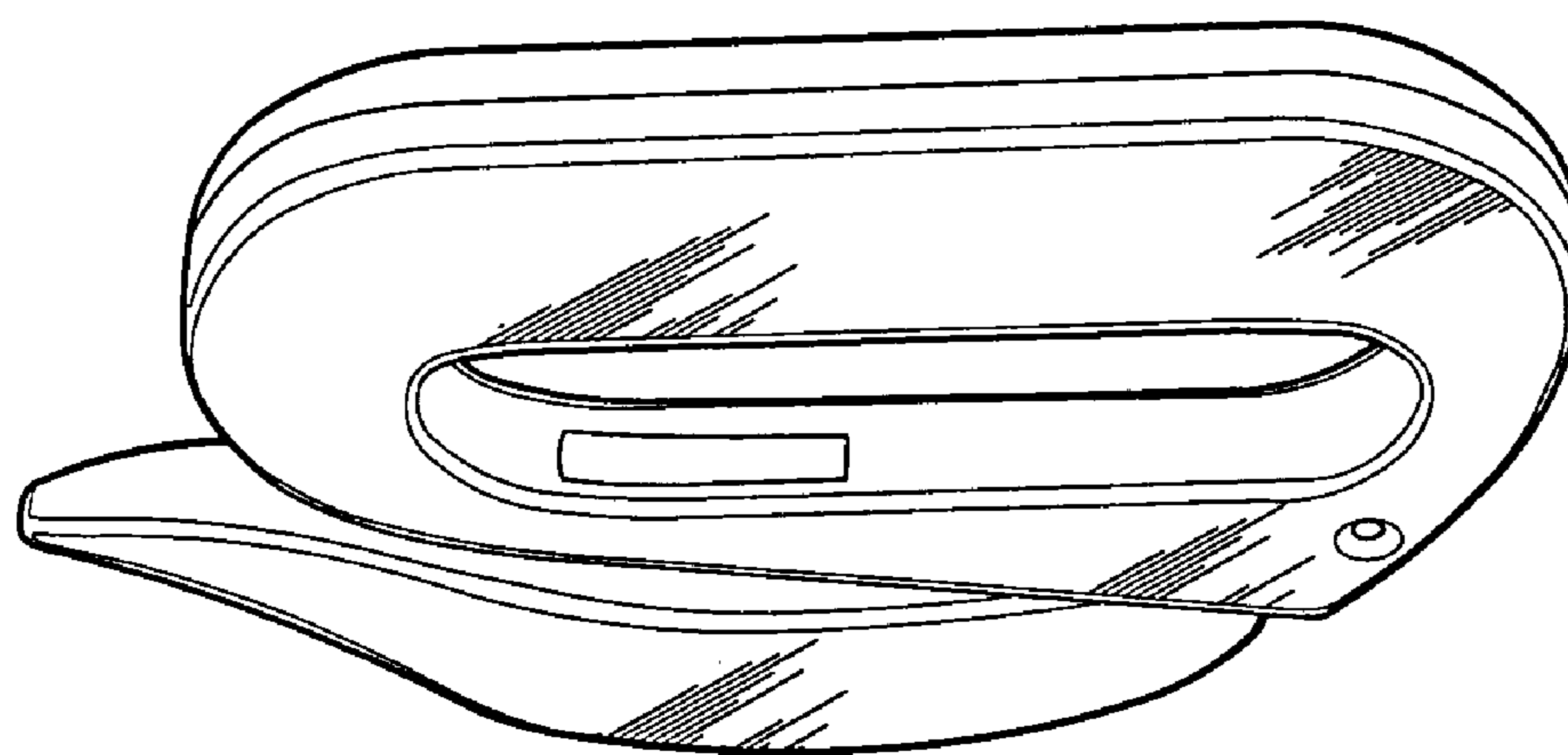


FIG 7