



US00D593835S

(12) **United States Design Patent**
Good

(10) **Patent No.:** **US D593,835 S**
(45) **Date of Patent:** **** Jun. 9, 2009**

(54) **ARTICULATING PRY BAR**

6,772,994 B1 * 8/2004 Lawless 254/25
6,986,504 B1 * 1/2006 Eby et al. 254/25
7,278,626 B1 * 10/2007 Chang 254/25

(75) Inventor: **Mark D. Good**, Wauconda, IL (US)

(73) Assignee: **Sears Brands, LLC**, Hoffman Estates, IL (US)

* cited by examiner

Primary Examiner—Philip S Hyder

(74) *Attorney, Agent, or Firm*—Greenberg Traurig LLP

(**) Term: **14 Years**

(21) Appl. No.: **29/303,042**

(57) **CLAIM**

(22) Filed: **Jan. 31, 2008**

What is claimed is the ornamental design for an articulating pry bar, as shown and described.

(51) **LOC (9) Cl.** **08-05**

(52) **U.S. Cl.** **D8/89**

(58) **Field of Classification Search** D8/1,
D8/14, 88, 89; 294/26, 19.1; 254/25, 129,
254/131; 7/166

DESCRIPTION

See application file for complete search history.

FIG. 1 is a front perspective view of an articulating pry bar showing my new design;

FIG. 2 is a left side elevational view thereof, the right side elevational view thereof being identical;

FIG. 3 is a top plan view thereof;

FIG. 4 is a bottom plan view thereof;

FIG. 5 is a front elevational view thereof; and,

FIG. 6 is a rear elevational view thereof.

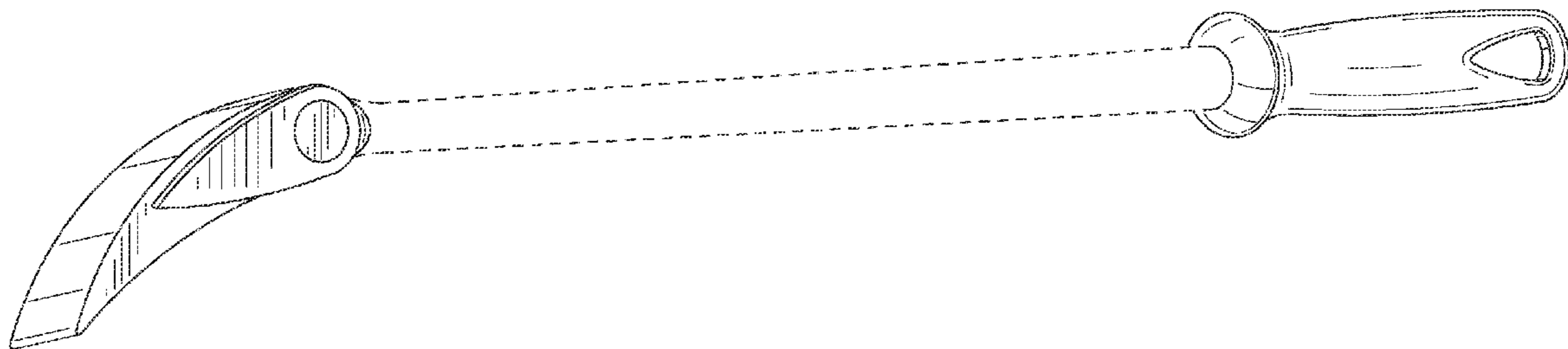
The dotted lines showing the articulating pry bar shaft are provided for illustrative purposes only and form no part of the design claimed.

(56) **References Cited**

U.S. PATENT DOCUMENTS

D230,128 S *	1/1974	Fistler et al.	D8/26
D300,800 S *	4/1989	Sutphen, Jr.	D8/14
D344,666 S *	3/1994	Breitrick	D8/89
D367,597 S *	3/1996	Westcott	D8/14
D395,808 S *	7/1998	Loucks	D8/14
5,820,107 A *	10/1998	Hall	254/25
6,471,186 B1 *	10/2002	Lawless	254/25
D475,258 S *	6/2003	Wilson	D8/14

1 Claim, 3 Drawing Sheets






FIG. 1




FIG. 2




FIG. 3




FIG. 4

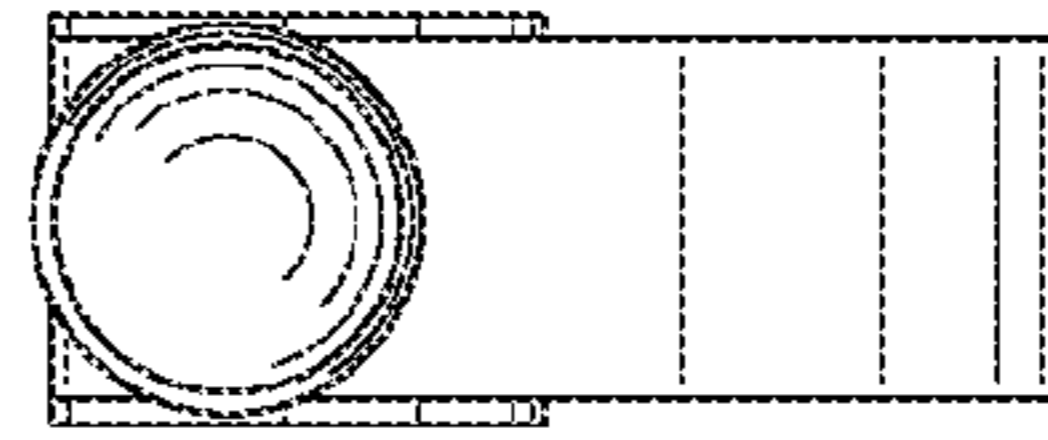


FIG. 6



FIG. 5