

US00D593834S

(12) **United States Design Patent**
Johnson

(10) **Patent No.:** **US D593,834 S**

(45) **Date of Patent:** **** Jun. 9, 2009**

(54) **BOARD STRAIGHTER**

D417,600 S * 12/1999 Heatwole D8/88
D450,993 S * 11/2001 Kayson et al. D8/99
D485,477 S * 1/2004 Gaskins D8/14

(76) Inventor: **John F. Johnson**, 1427 Shananadoad
Pkw., Chesapeake, VA (US) 23320

(**) Term: **14 Years**

* cited by examiner

(21) Appl. No.: **29/293,657**

Primary Examiner—Philip S Hyder
(74) *Attorney, Agent, or Firm*—William G. Sykes

(22) Filed: **Dec. 6, 2007**

(57) **CLAIM**

(51) **LOC (9) Cl.** **08-05**

The ornamental design for a board straighter, as shown.

(52) **U.S. Cl.** **D8/88**

(58) **Field of Classification Search** D8/14,
D8/88, 89; 254/17, 21, 25, 129, 130, 131;
7/166

DESCRIPTION

See application file for complete search history.

FIG. 1 is a front right isometric view of a board straighter showing my new design;

FIG. 2 is a front elevation view thereof;

FIG. 3 is an enlarged size top plan view thereof;

FIG. 4 is an enlarged size bottom plan view thereof;

FIG. 5 is a right side elevation view thereof;

FIG. 6 is a left side elevation view thereof; and,

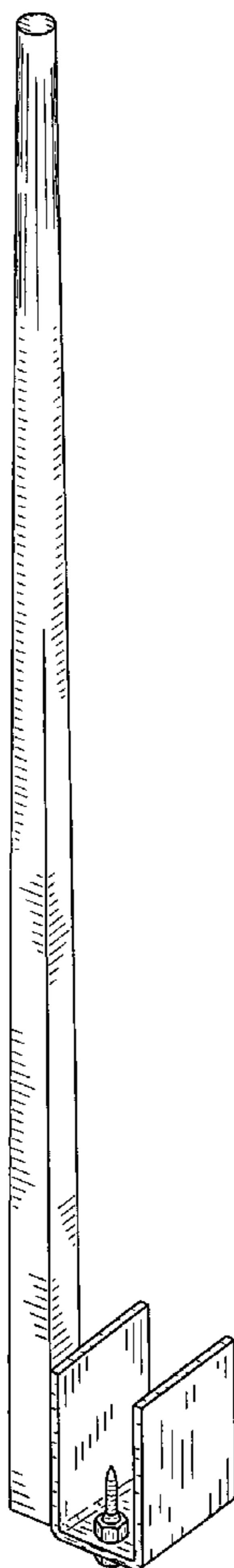
FIG. 7 is a back elevation view.

(56) **References Cited**

U.S. PATENT DOCUMENTS

1,665,430	A *	4/1928	Arzt	254/17
2,896,910	A *	7/1959	Cooper et al.	254/131
4,621,791	A *	11/1986	Staskiewicz et al.	254/17
4,821,784	A *	4/1989	Cone	254/17
5,248,127	A *	9/1993	Young	254/15
D353,987	S *	1/1995	Pasto	D8/88

1 Claim, 7 Drawing Sheets



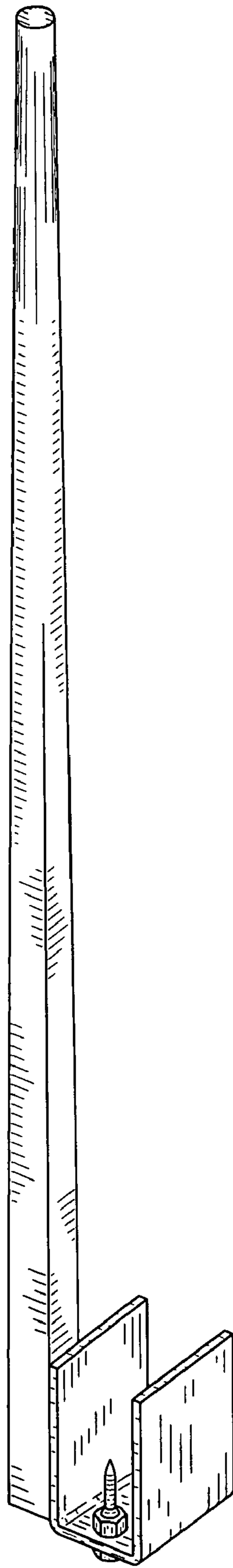


Fig. 1

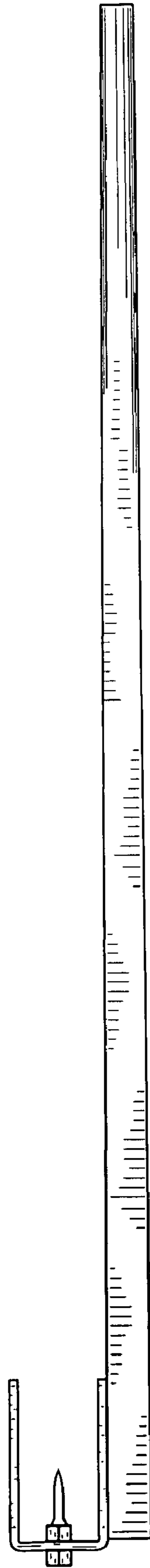


Fig. 2

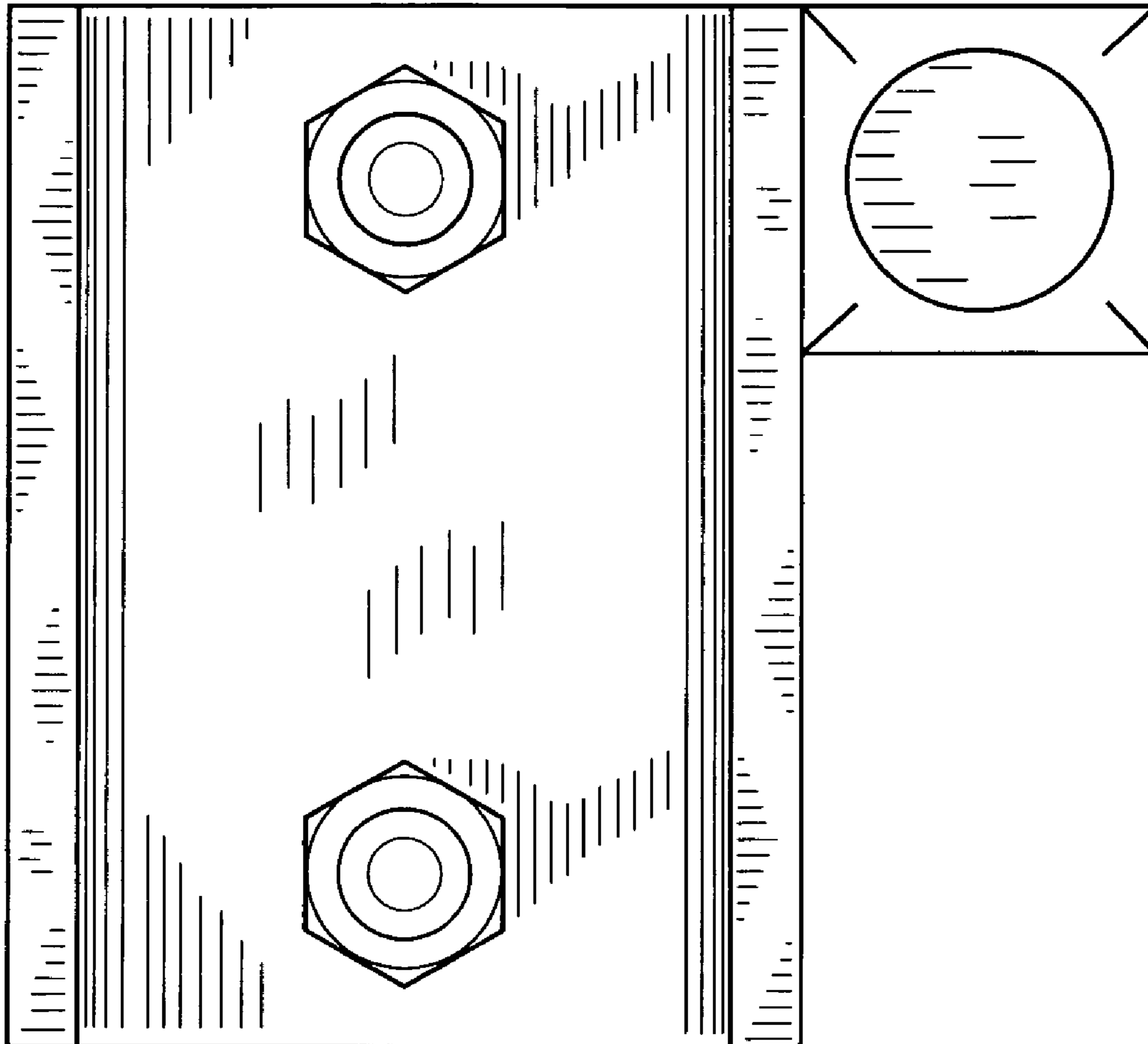


Fig. 3

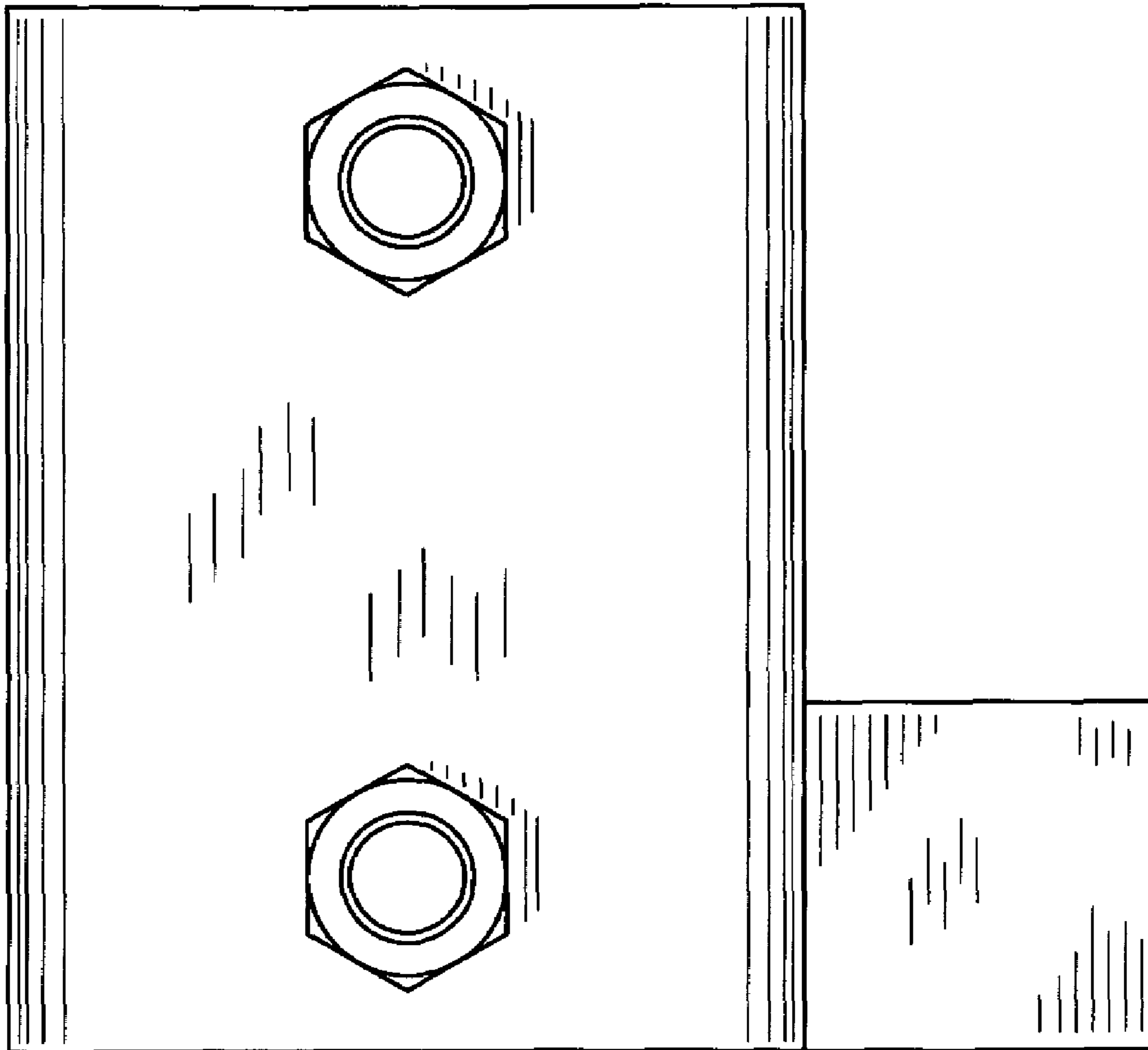


Fig. 4

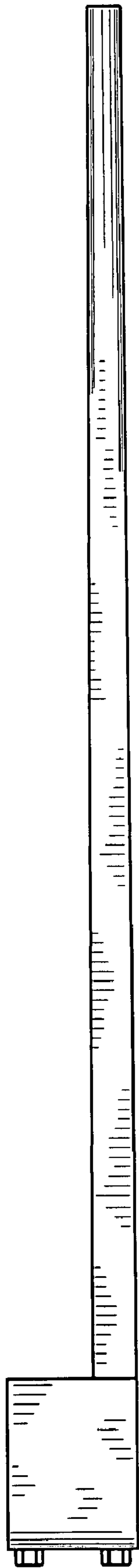


Fig. 5

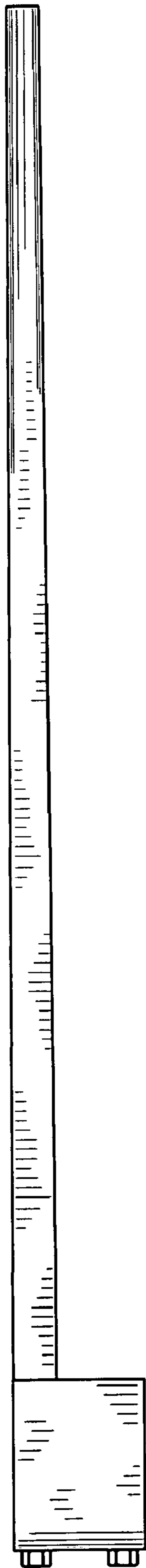


Fig. 6

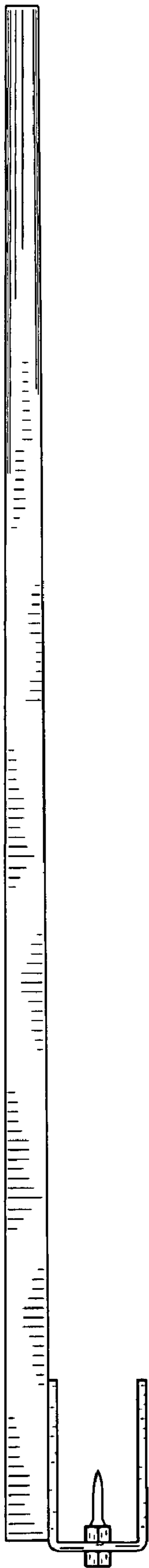


Fig. 7