



US00D593833S

(12) **United States Design Patent**  
**Newhall et al.**

(10) **Patent No.:** **US D593,833 S**  
(45) **Date of Patent:** **\*\* Jun. 9, 2009**

(54) **CUTTING TOOL**

(75) Inventors: **Thomas A. Newhall**, Tucson, AZ (US);  
**Mark A. Newhall**, Tucson, AZ (US)

(73) Assignee: **GG & G, Inc.**, Tucson, AZ (US)

(\*\*) Term: **14 Years**

(21) Appl. No.: **29/278,355**

(22) Filed: **Mar. 27, 2007**

(51) **LOC (9) Cl.** ..... **08-02**

(52) **U.S. Cl.** ..... **D8/76**

(58) **Field of Classification Search** ..... D8/75,  
D8/76, 77, 78, 79, 80, 81; 30/308.1, 308.2;  
D22/118

See application file for complete search history.

(56) **References Cited**

**U.S. PATENT DOCUMENTS**

2,005,176	A	6/1935	Arbuckle	
D163,911	S *	7/1951	Sutter	D8/76
2,721,340	A	10/1955	Shultz	
3,252,489	A	5/1966	Houston	
D233,405	S *	10/1974	Frey	D8/76
D270,654	S *	9/1983	Barrett	D22/117
4,435,868	A	3/1984	McQueen	
4,519,108	A	5/1985	Hodgson	

D299,414	S *	1/1989	Bajza et al.	D8/105
D318,896	S *	8/1991	Crain	D22/117
D370,398	S *	6/1996	Juranitch	D8/76
D382,187	S *	8/1997	Hibben	D8/76
D402,874	S	12/1998	Hall	
D528,394	S *	9/2006	Lothe	D8/76
D560,460	S *	1/2008	Taylor	D8/76

\* cited by examiner

*Primary Examiner*—Philip S Hyder

(74) *Attorney, Agent, or Firm*—Lawrence R. Oremland, P.C.

(57) **CLAIM**

The ornamental design for a cutting tool, as shown and described.

**DESCRIPTION**

FIG. 1 is a left side view of a cutting tool, according to our basic design (with a hole that is used to hang the cutting tool, and not considered part of our design, shown in phantom), a right side view being a mirror image of FIG. 1;

FIG. 2 is a rear view thereof;

FIG. 3 is a front view thereof;

FIG. 4 is a top view thereof; and,

FIG. 5 is a bottom view thereof.

**1 Claim, 3 Drawing Sheets**

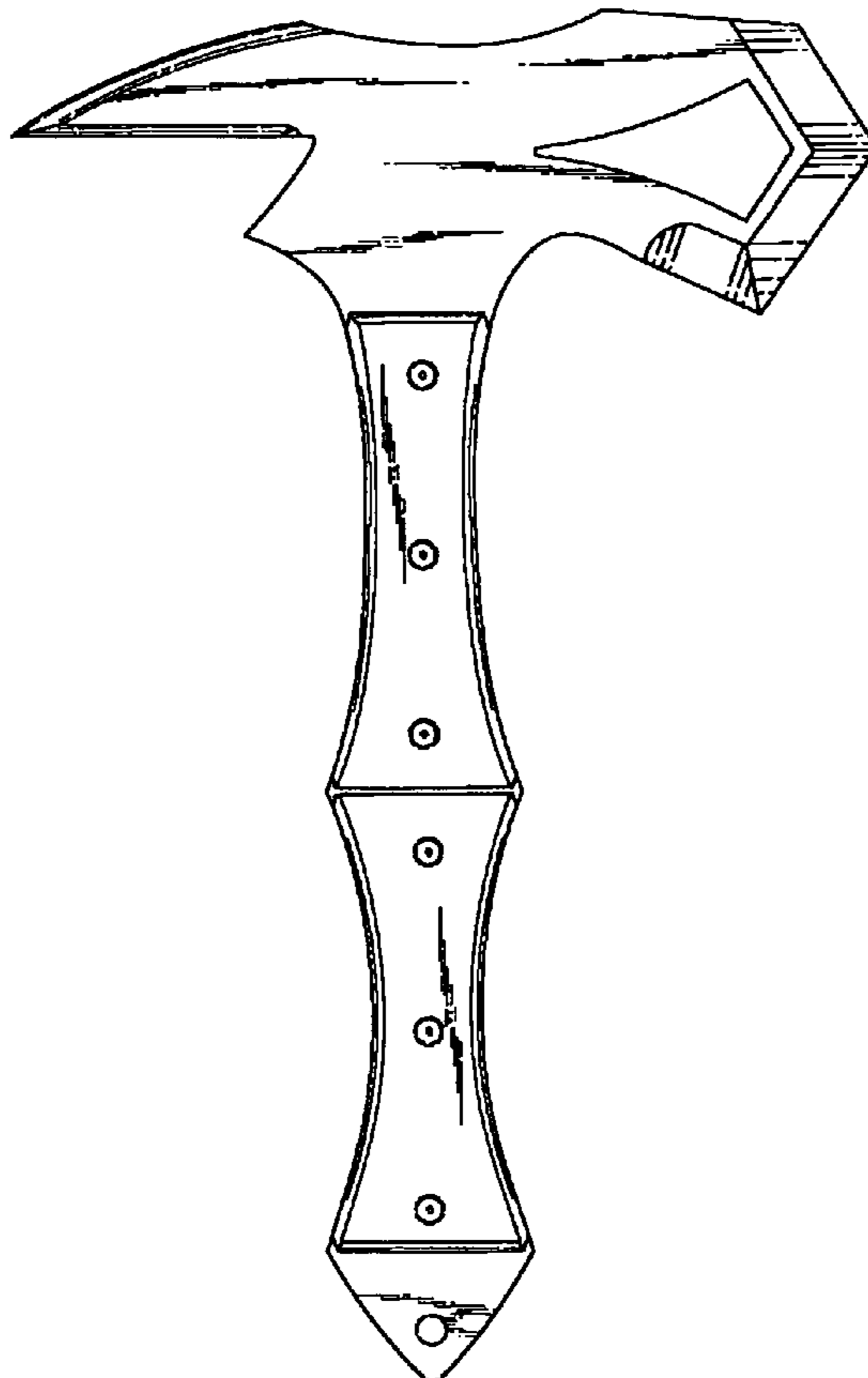


FIG. 1

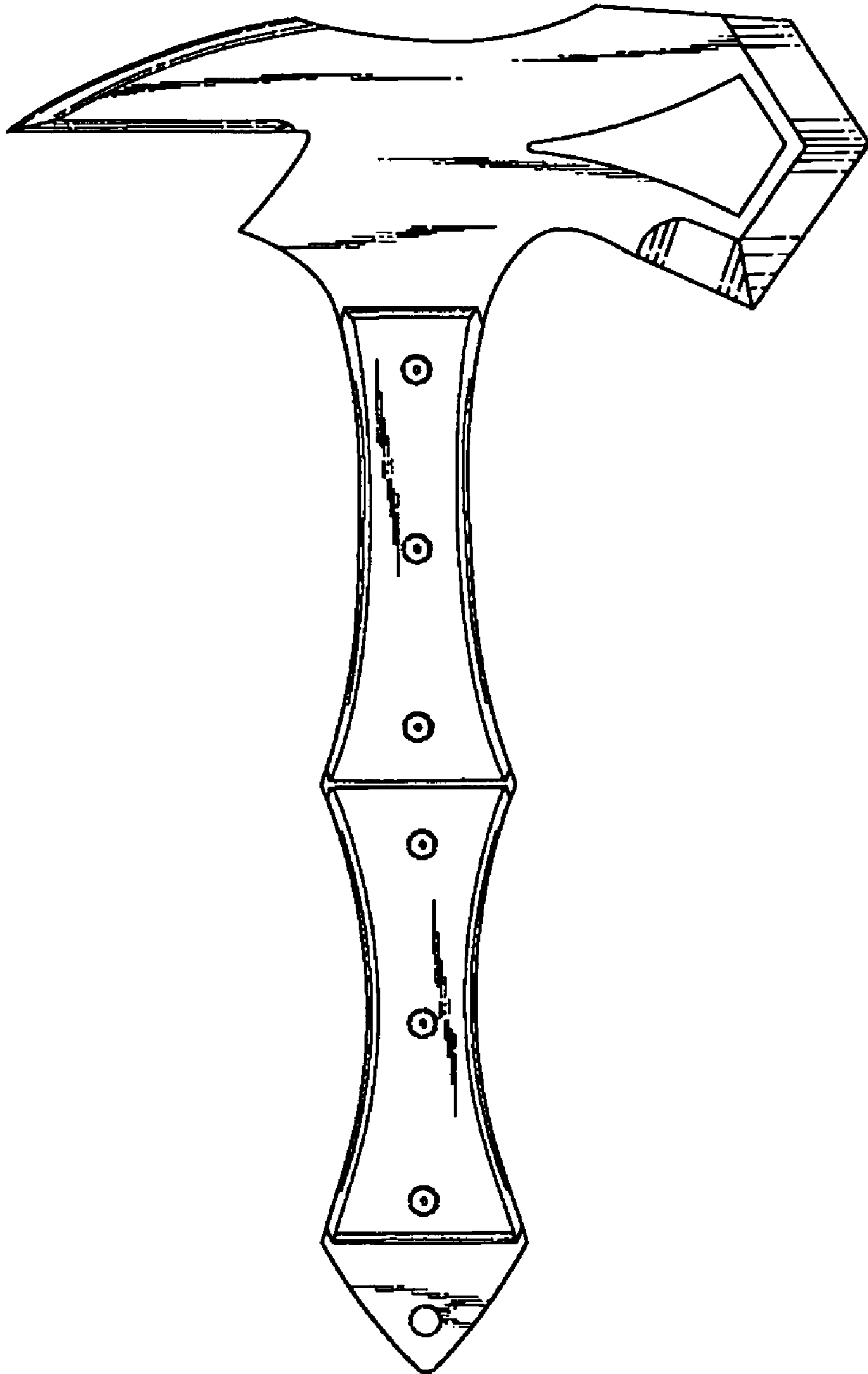


FIG. 2



FIG. 3



FIG. 4

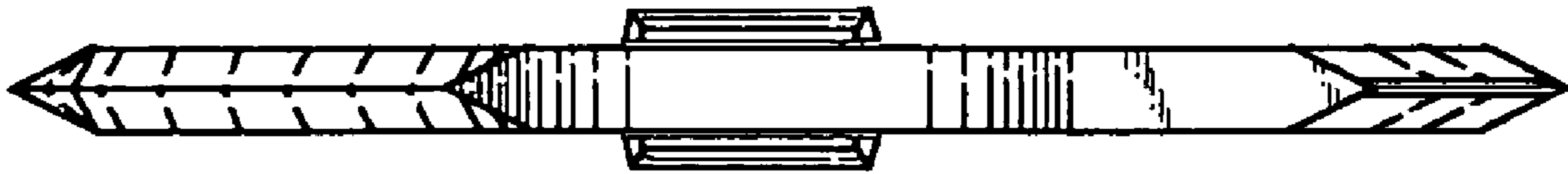


FIG. 5

