



US00D593825S

(12) **United States Design Patent**
Huie

(10) **Patent No.:** **US D593,825 S**
(45) **Date of Patent:** **** Jun. 9, 2009**

(54) **WICK TRIMMER**

D505,607 S * 5/2005 McMinn D8/57
7,047,851 B2 * 5/2006 Waisath 30/131
D554,458 S * 11/2007 Wittke-Kothe D8/57

(76) Inventor: **Bryce E. Huie**, P.O. Box 11027,
Memphis, TN (US) 38111

* cited by examiner

(**) Term: **14 Years**

Primary Examiner—Cathron Brooks
Assistant Examiner—Deanna Fluegeman
(74) *Attorney, Agent, or Firm*—Joe D. Calhoun

(21) Appl. No.: **29/275,447**

(22) Filed: **Dec. 27, 2006**

(57) **CLAIM**

(51) **LOC (9) Cl.** **08-05**

The ornamental design for a wick trimmer, as shown and described.

(52) **U.S. Cl.** **D8/53; D8/57**

(58) **Field of Classification Search** D8/1,

D8/4, 5, 14, 44, 51–57, 60, 71, 105–107;
30/120, 145, 194, 229, 230, 257, 191, 131,
30/233; 431/120; 606/174; D24/148; D3/18;
D28/56, 57; D7/648, 654, 660, 663

See application file for complete search history.

DESCRIPTION

(56) **References Cited**

U.S. PATENT DOCUMENTS

D310,714 S * 9/1990 Dolwick D24/148
D417,376 S * 12/1999 Schmithorst D8/57
D422,470 S * 4/2000 Mosca et al. D8/57
D423,894 S * 5/2000 Schmithorst D8/57
D427,037 S * 6/2000 Schmithorst D8/57
D429,614 S * 8/2000 Ploeger D8/57
D454,291 S * 3/2002 Mosca D8/57
D464,243 S * 10/2002 Mosca D8/57
6,761,725 B1 * 7/2004 Grayzel et al. 606/174
D503,326 S * 3/2005 Mildon et al. D8/57

FIG. 1 depicts a perspective view of the invention, from above.

FIG. 2 depicts a perspective view of the invention, from below.

FIG. 3 depicts a top plan view of the invention of FIG. 1.

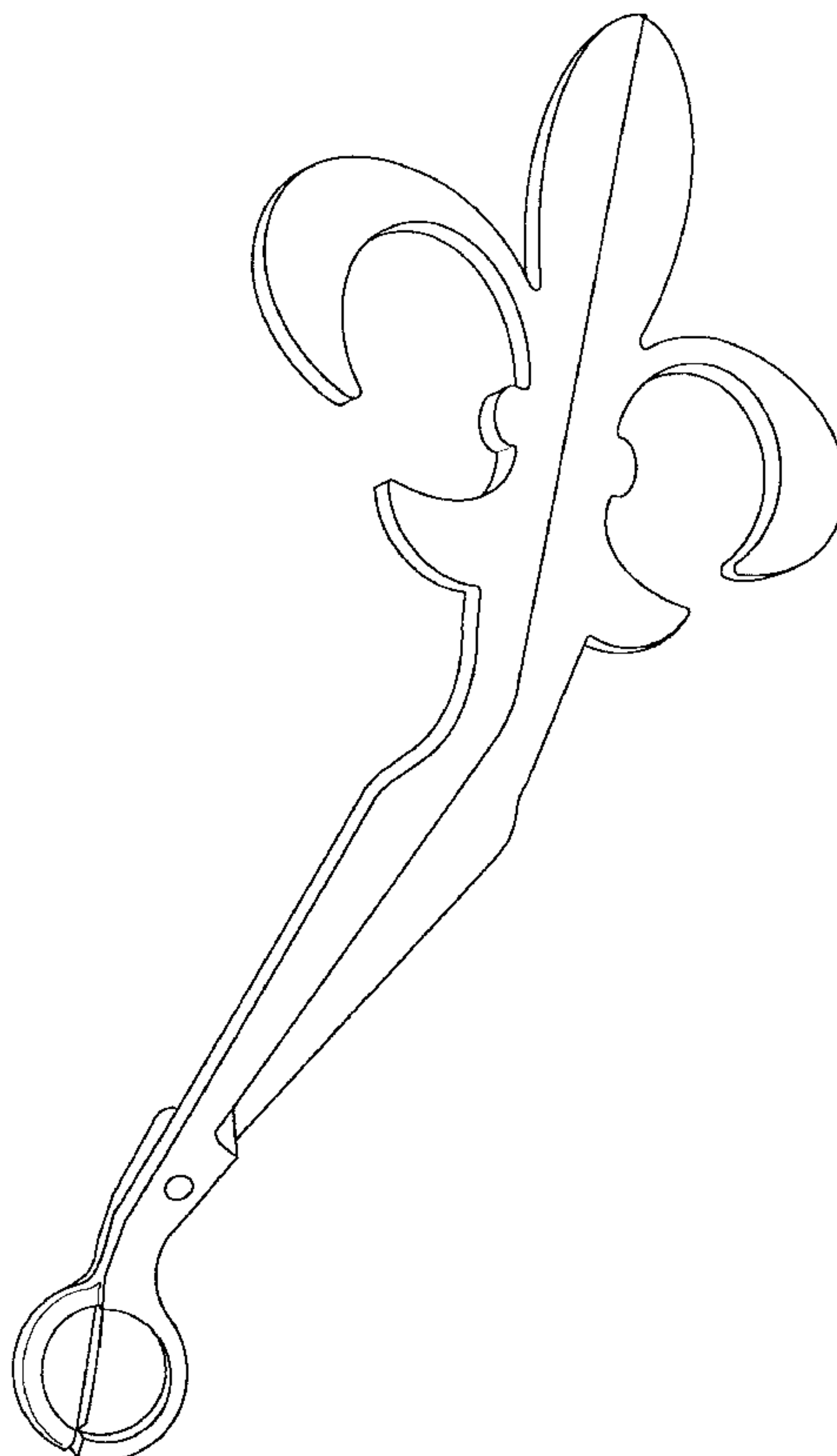
FIG. 4 depicts a bottom plan view of the invention of FIG. 1.

FIG. 5 depicts a top plan view of the invention of FIG. 1, in an open configuration.

FIG. 6 depicts a side elevation view of the invention of FIG. 1; and,

FIG. 7 depicts a side elevation view of the other side of the invention of FIG. 1.

1 Claim, 5 Drawing Sheets



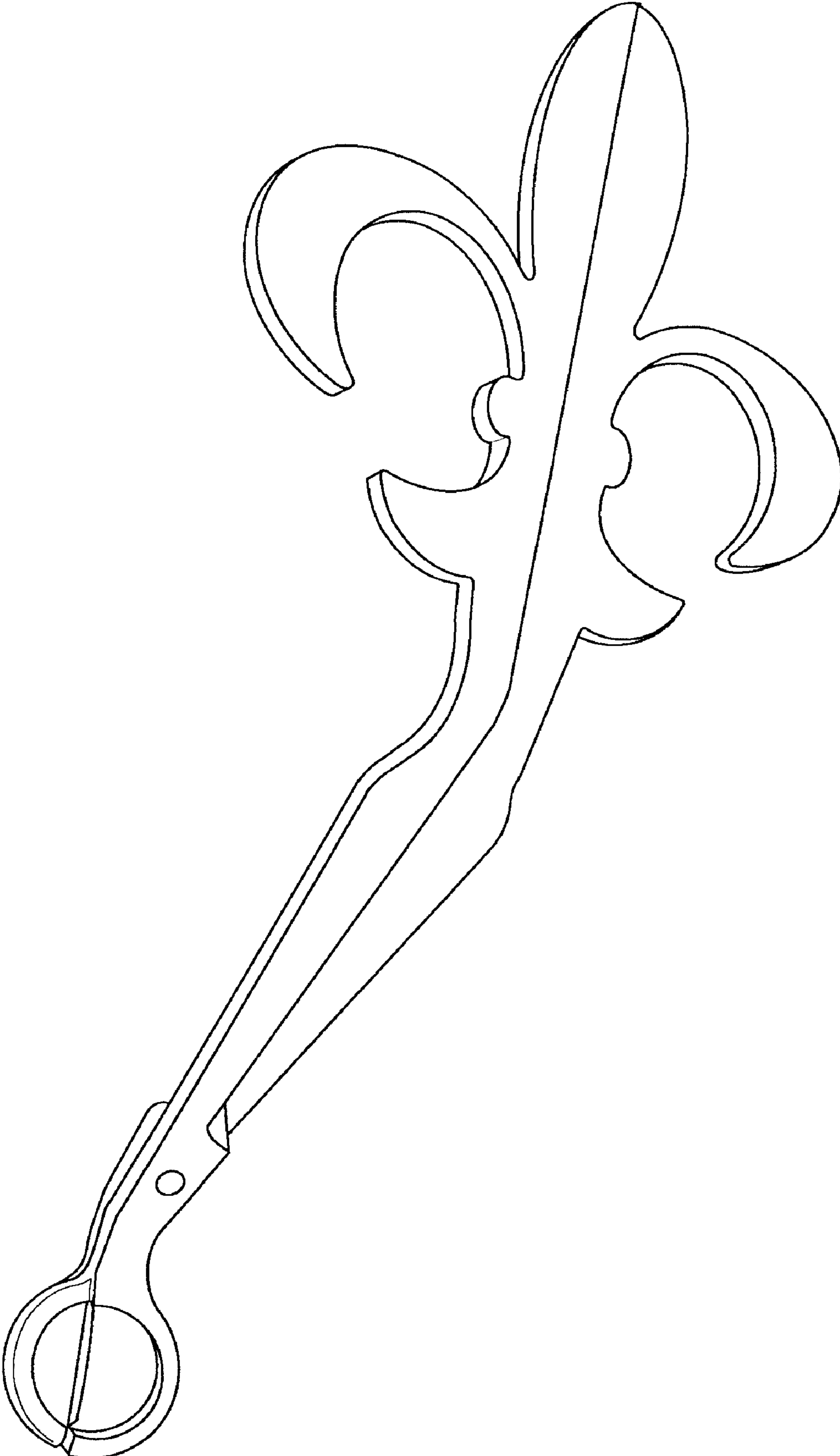


FIG. 1

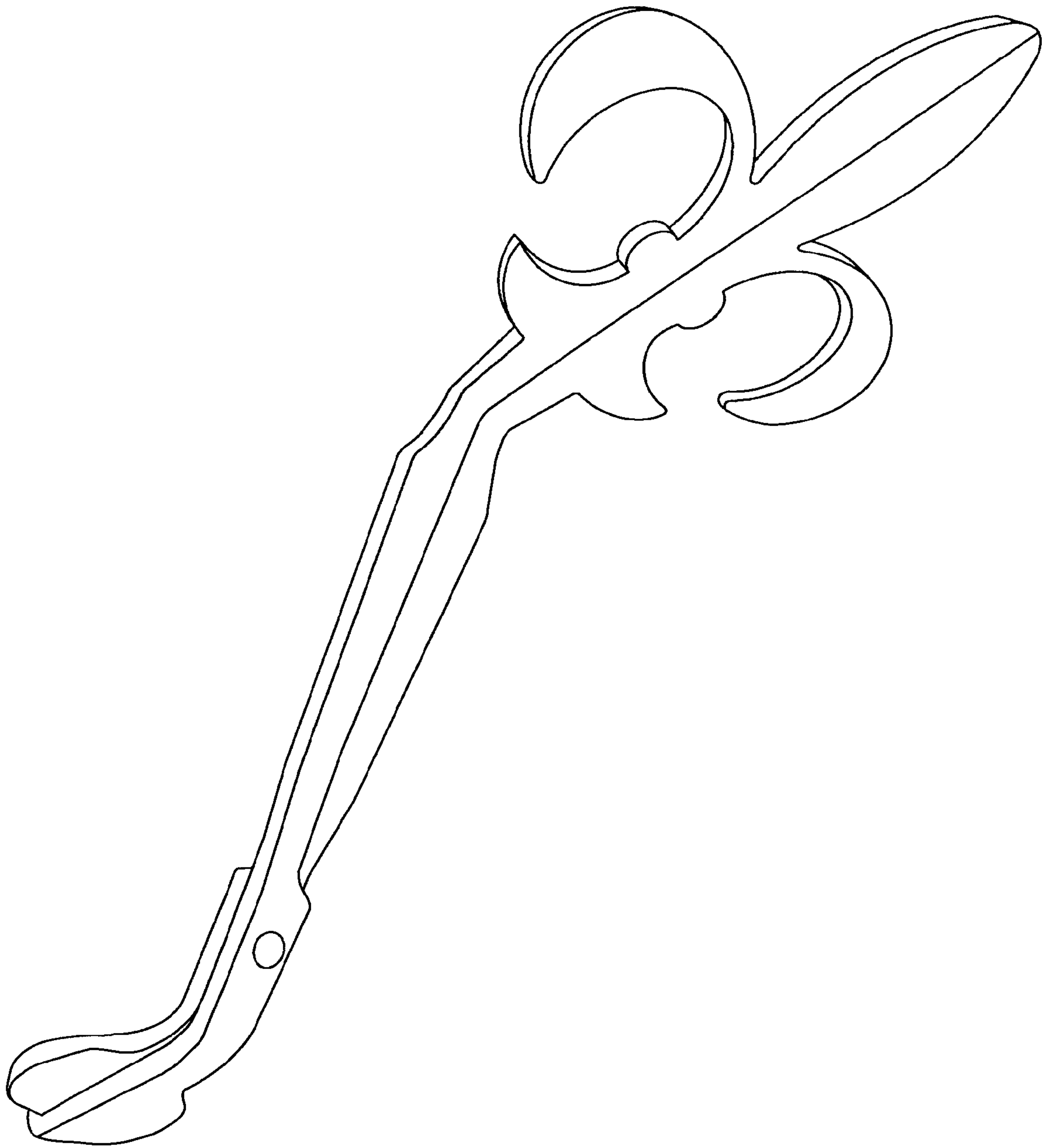


FIG. 2

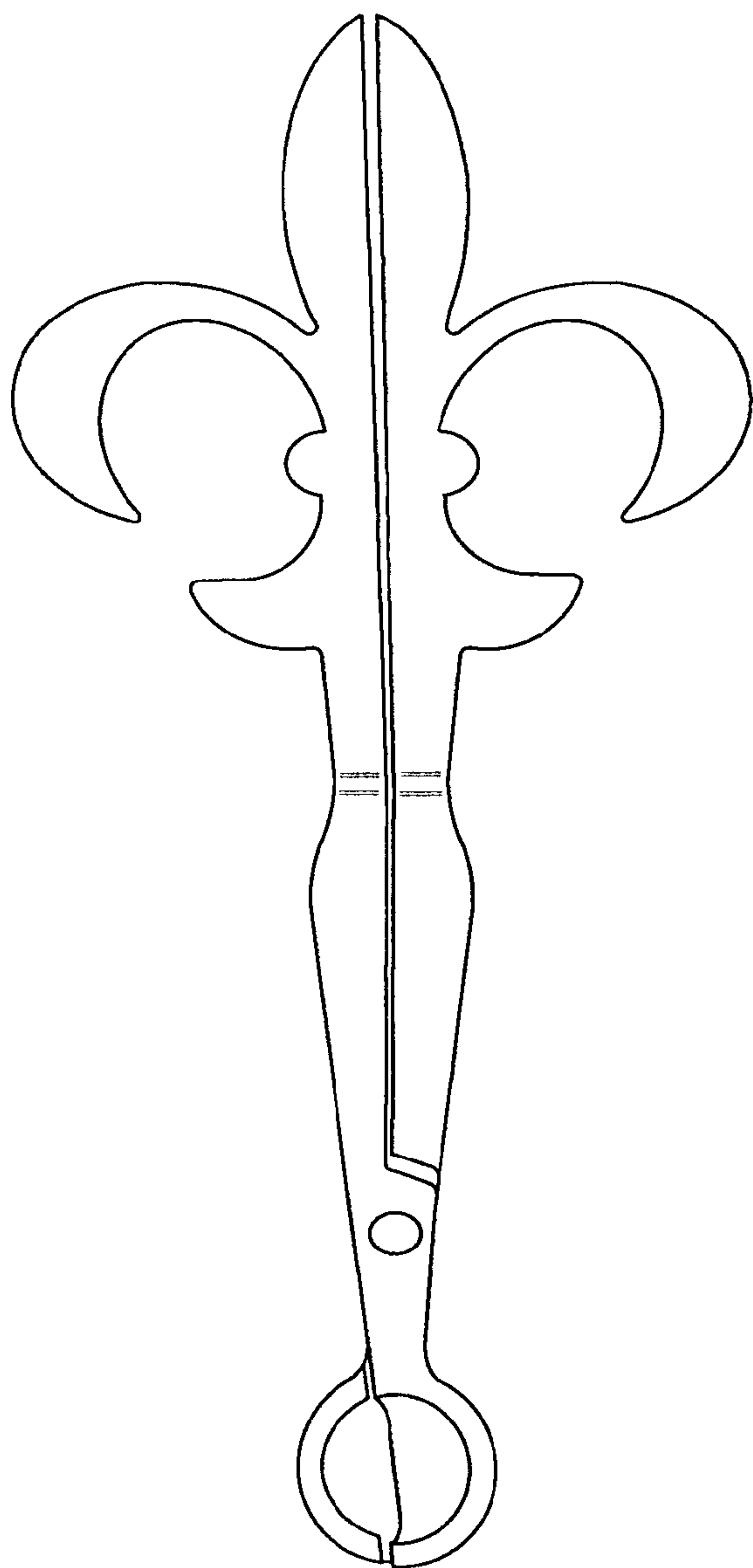


FIG. 3

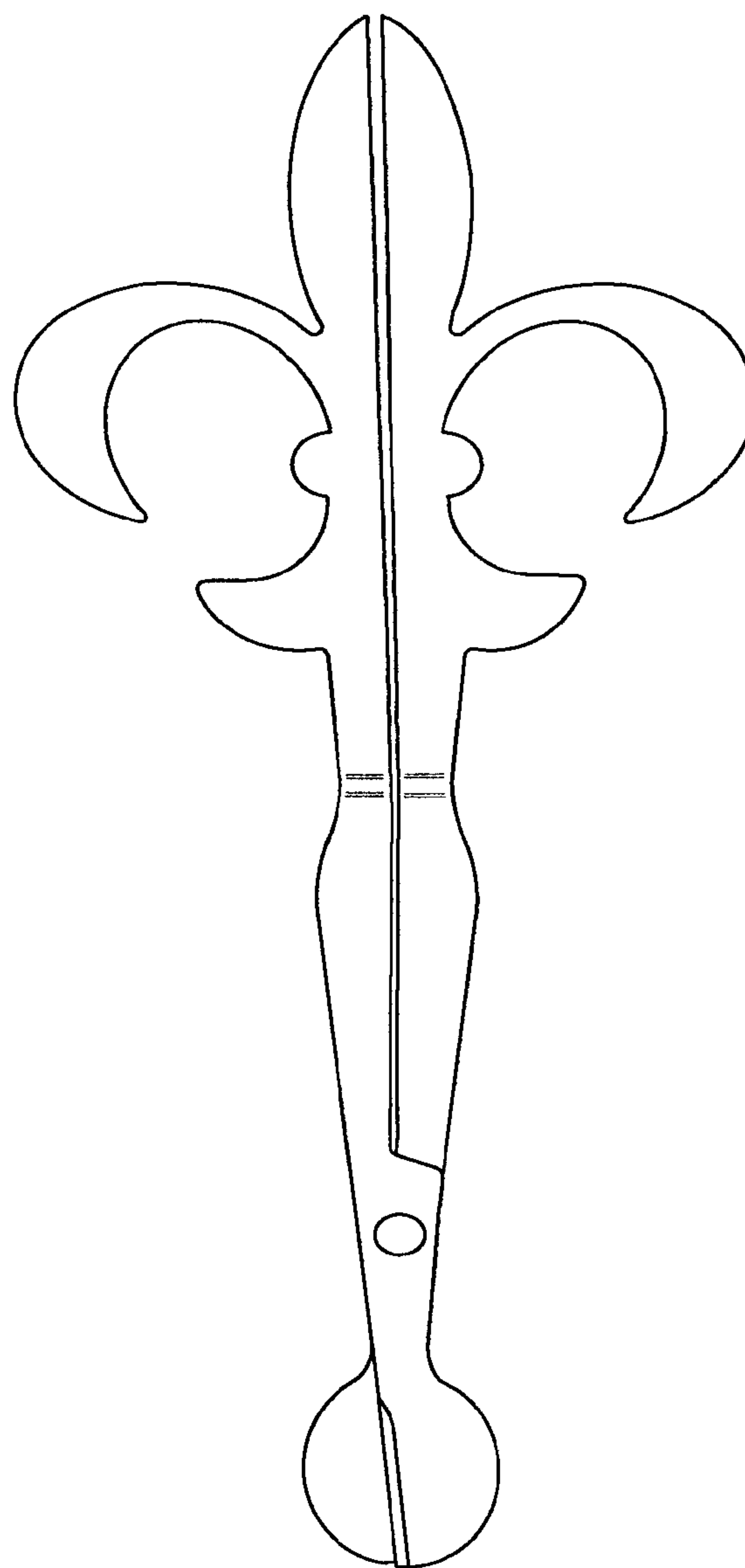


FIG. 4




FIG. 5

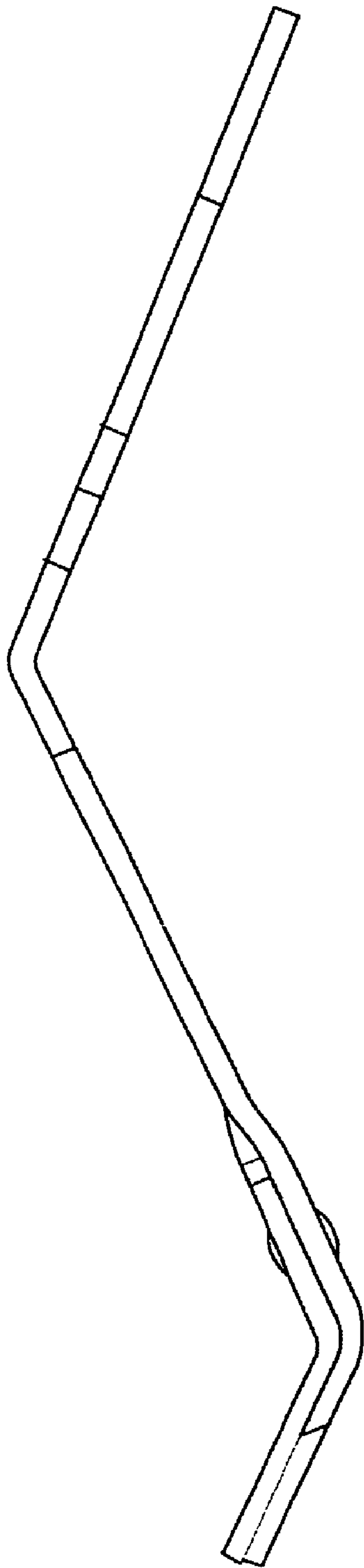


FIG. 6

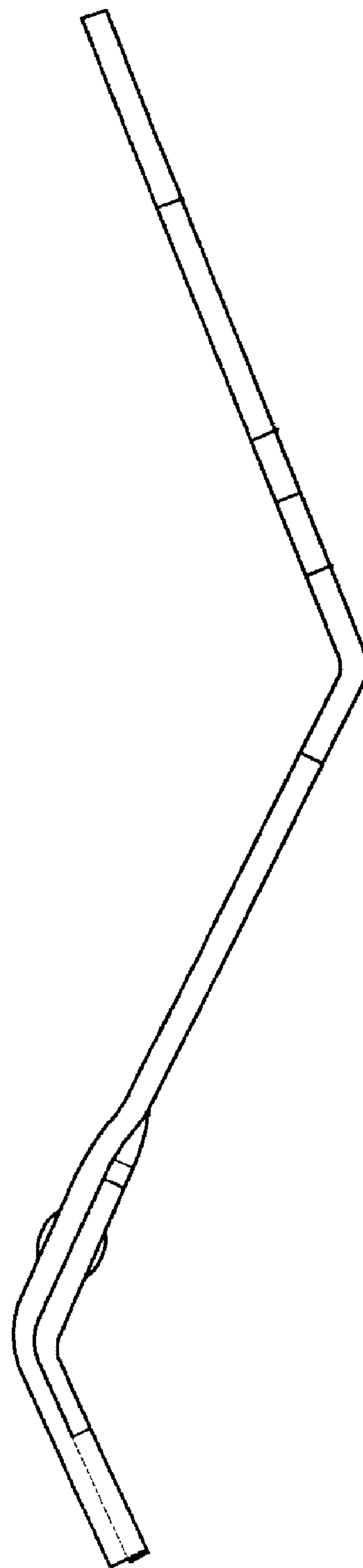


FIG. 7