

US00D593804S

(12) **United States Design Patent**
Bardolet

(10) **Patent No.:** **US D593,804 S**
(45) **Date of Patent:** **** Jun. 9, 2009**

(54) **PLATE**

(75) Inventor: **Jesús Bardolet**, Barcelona (ES)

(73) Assignee: **Bardolet & Co., S.L.**, Barcelona (ES)

(**) Term: **14 Years**

(21) Appl. No.: **29/308,797**

(22) Filed: **Jul. 7, 2008**

(30) **Foreign Application Priority Data**

Feb. 6, 2008 (EM) 000873500-0001

(51) **LOC (9) Cl.** **07-01**

(52) **U.S. Cl.** **D7/553.8; D7/549**

(58) **Field of Classification Search** D7/500,
D7/505, 540, 555, 560, 554.2, 566, 584, 585,
D7/587, 570, 567, 543, 624.1, 552.1, 553.4,
D7/554.3, 554.4, 557, 561, 562, 586, 553.8,
D7/549; 229/401; 220/574.1, 575, 574.2;
206/426, 454, 563, 564; D9/456

See application file for complete search history.

(56) **References Cited**

U.S. PATENT DOCUMENTS

421,264 A * 2/1890 Gibbons 220/575
D49,930 S * 11/1916 Douglas D11/210
D52,278 S * 8/1918 Kraus D7/555
D87,682 S * 8/1932 Porter D7/543
D150,666 S * 8/1948 Zachary D7/555

D188,285 S * 6/1960 Scavullo D7/555
D221,884 S * 9/1971 Selz D7/555
D270,324 S * 8/1983 French D7/505
D305,191 S * 12/1989 Wasserman D7/555
D331,860 S * 12/1992 Stanfield D7/549
5,419,455 A * 5/1995 Rousseau 220/575
D373,052 S * 8/1996 Di Biase D7/555
D373,933 S * 9/1996 Gibbs, III D7/555
D388,661 S * 1/1998 Vignau et al. D7/549
D415,930 S * 11/1999 Schmidt D7/553.1
6,651,836 B1 * 11/2003 Hofheins et al. 220/575

* cited by examiner

Primary Examiner—Charles A Rademaker

(74) *Attorney, Agent, or Firm*—Abelman, Frayne & Schwab

(57) **CLAIM**

I claim the ornamental design for a plate, as shown and described.

DESCRIPTION

FIG. 1 is a top, front perspective view of a plate showing my new design;

FIG. 2 is a top plan thereof;

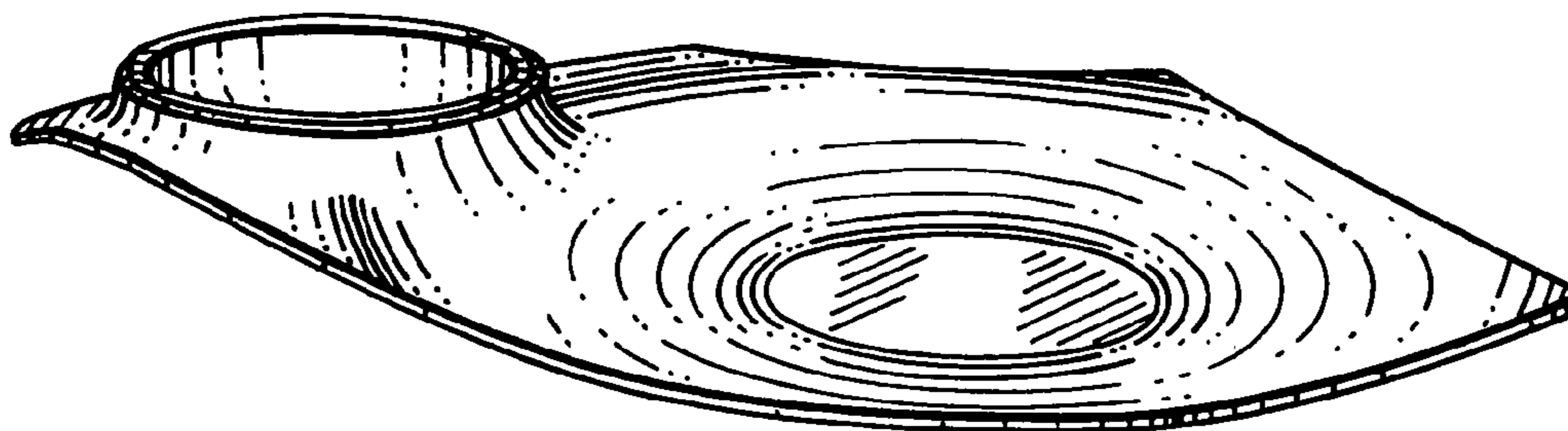
FIG. 3 is a right side elevation thereof;

FIG. 4 is a rear elevation thereof the side opposite being a mirror image;

FIG. 5 is a left side elevation thereof; and,

FIG. 6 is a bottom plan view.

1 Claim, 2 Drawing Sheets



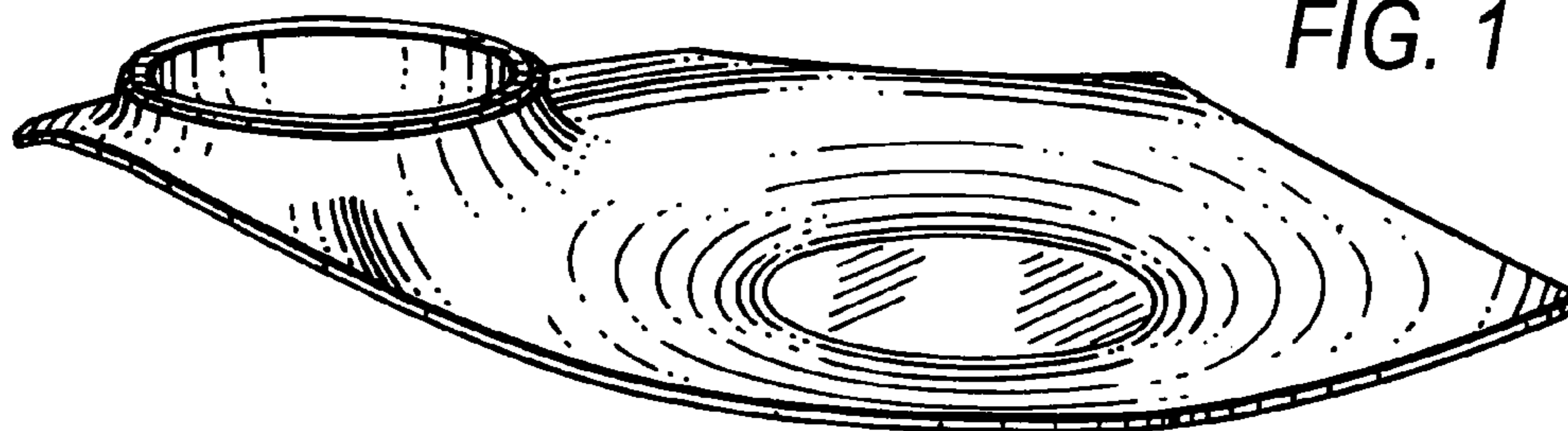


FIG. 1

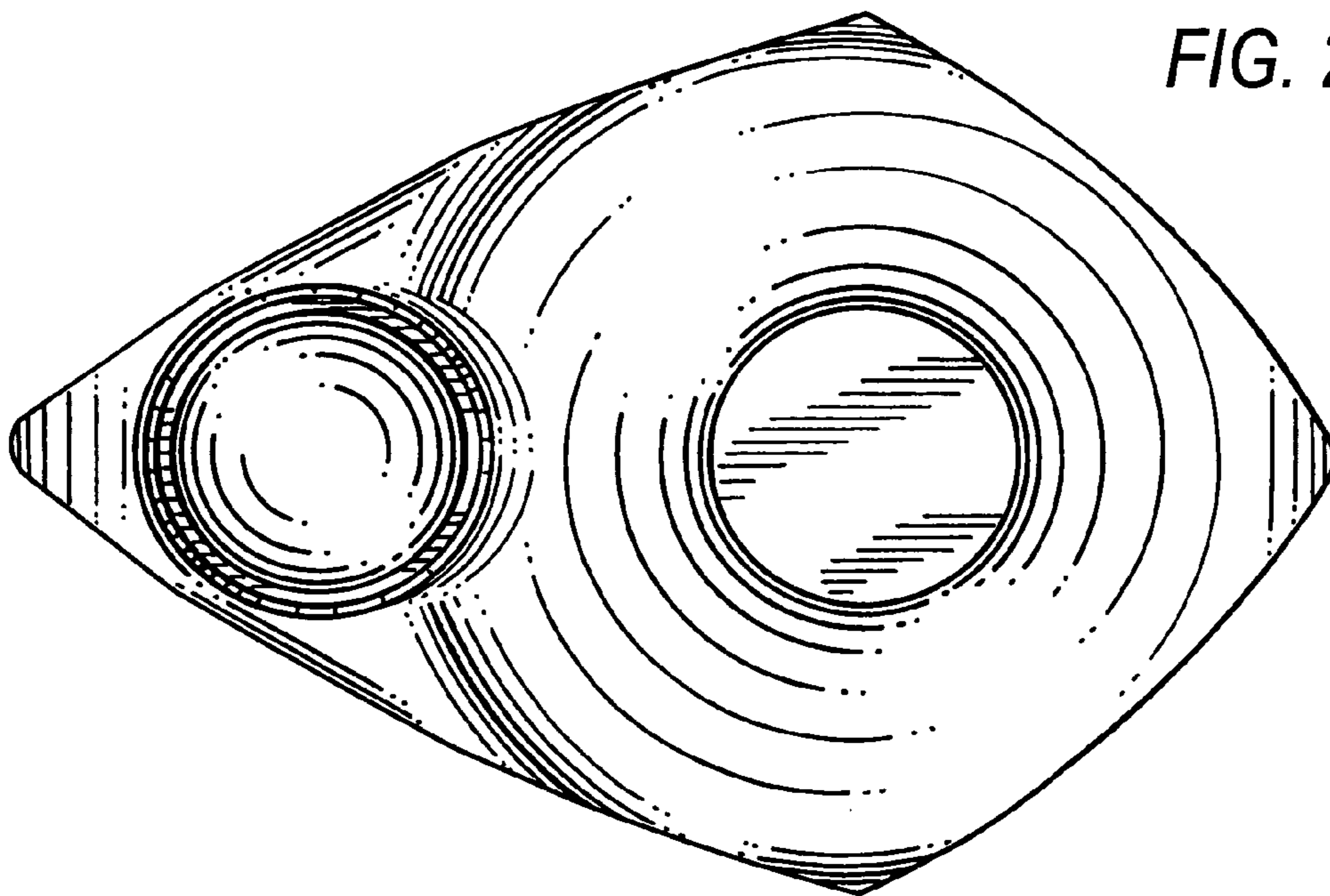


FIG. 2

FIG. 3




FIG. 4



FIG. 5



FIG. 6

