



US00D593795S

(12) **United States Design Patent**  
**Tremblay**

(10) **Patent No.:** **US D593,795 S**  
(45) **Date of Patent:** **\*\* Jun. 9, 2009**

(54) **FILTER FOR BREWING BEVERAGES**

(76) Inventor: **Christian Tremblay**, 985 Tousignant,  
Trois-Rivières, Quebec (CA) G8V 2R7

(\*\*) Term: **14 Years**

(21) Appl. No.: **29/308,788**

(22) Filed: **Jul. 7, 2008**

(51) **LOC (9) Cl.** ..... **07-01**

(52) **U.S. Cl.** ..... **D7/400; D7/399**

(58) **Field of Classification Search** ..... D7/400,  
D7/399, 397, 387, 647, 667, 602, 532, 523,  
D7/509, 619.1; D9/455, 428, 502, 500; D23/209;  
D6/476, 468; D34/1; 99/501-513, 495,  
99/403, 426; 100/113, 116, 213; 210/464-478,  
210/498, 499, 800, 497.01, 497.3, 348, 232;  
220/676, 62, 675, DIG. 1; 229/400

See application file for complete search history.

(56) **References Cited**

**U.S. PATENT DOCUMENTS**

752,019 A \* 2/1904 Adwen ..... 210/249  
D107,761 S \* 1/1938 Fair ..... D1/118  
2,456,912 A \* 12/1948 Burrows ..... 210/495  
2,641,365 A \* 6/1953 Lundeen ..... 210/153  
D336,727 S \* 6/1993 Skerker et al. .... D7/409  
5,252,204 A \* 10/1993 Chiodo ..... 210/232  
5,266,194 A \* 11/1993 Chiodo ..... 210/232

D349,211 S \* 8/1994 Cerato ..... D7/400  
5,386,926 A \* 2/1995 Assier ..... 220/676  
D381,866 S \* 8/1997 St-Gelais ..... D7/400  
D462,233 S \* 9/2002 Jørgensen ..... D7/400  
D514,398 S \* 2/2006 Feil ..... D7/667  
D524,599 S \* 7/2006 Bodum ..... D7/400

\* cited by examiner

*Primary Examiner*—Philip S Hyder

*Assistant Examiner*—Cynthia Underwood

(74) *Attorney, Agent, or Firm*—Eric Fincham

(57) **CLAIM**

An ornamental design for a filter for brewing beverages, as shown and described.

**DESCRIPTION**

FIG. 1 is a perspective view of the filter for brewing beverages;

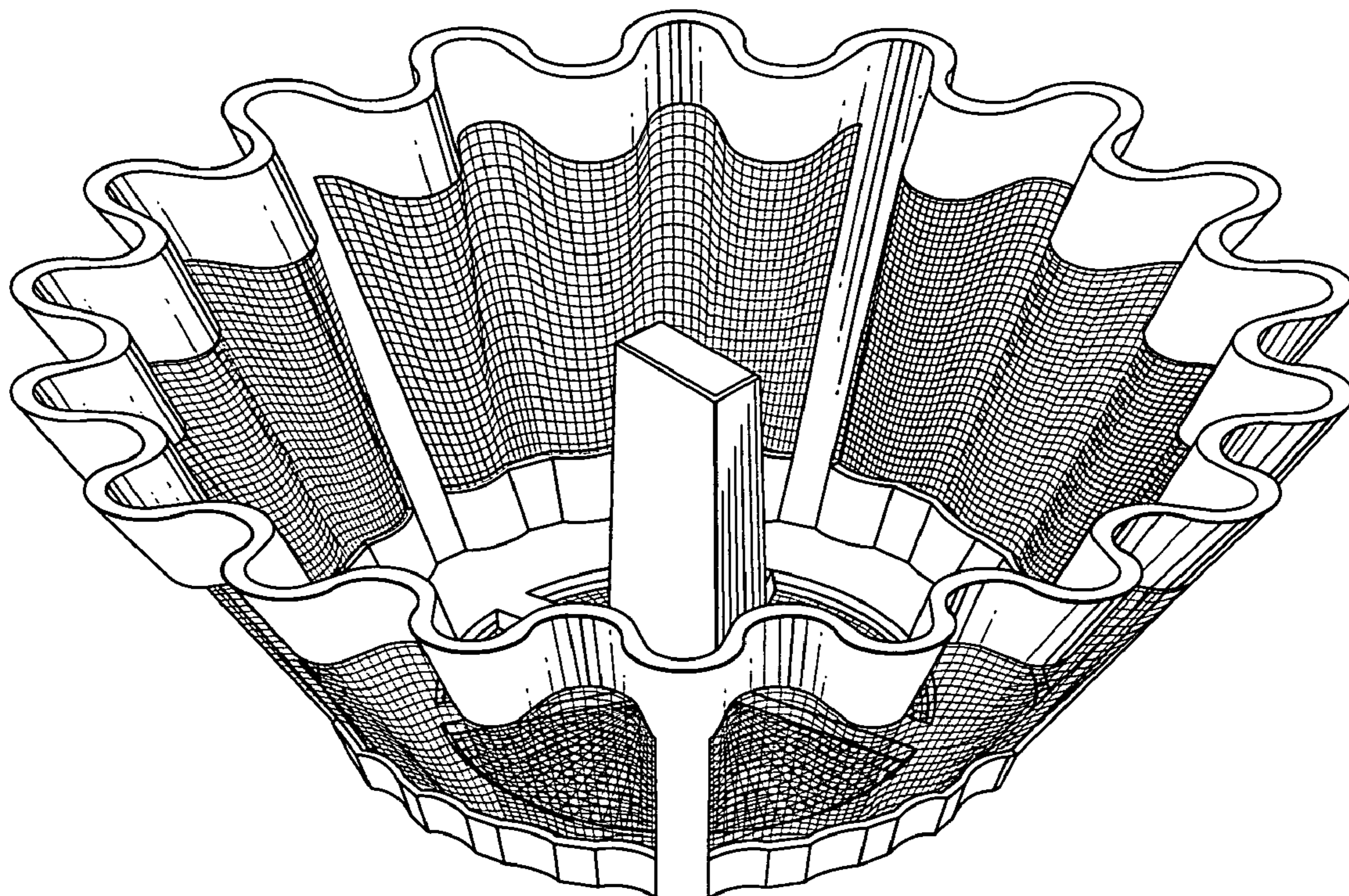
FIG. 2 is a top plan view thereof;

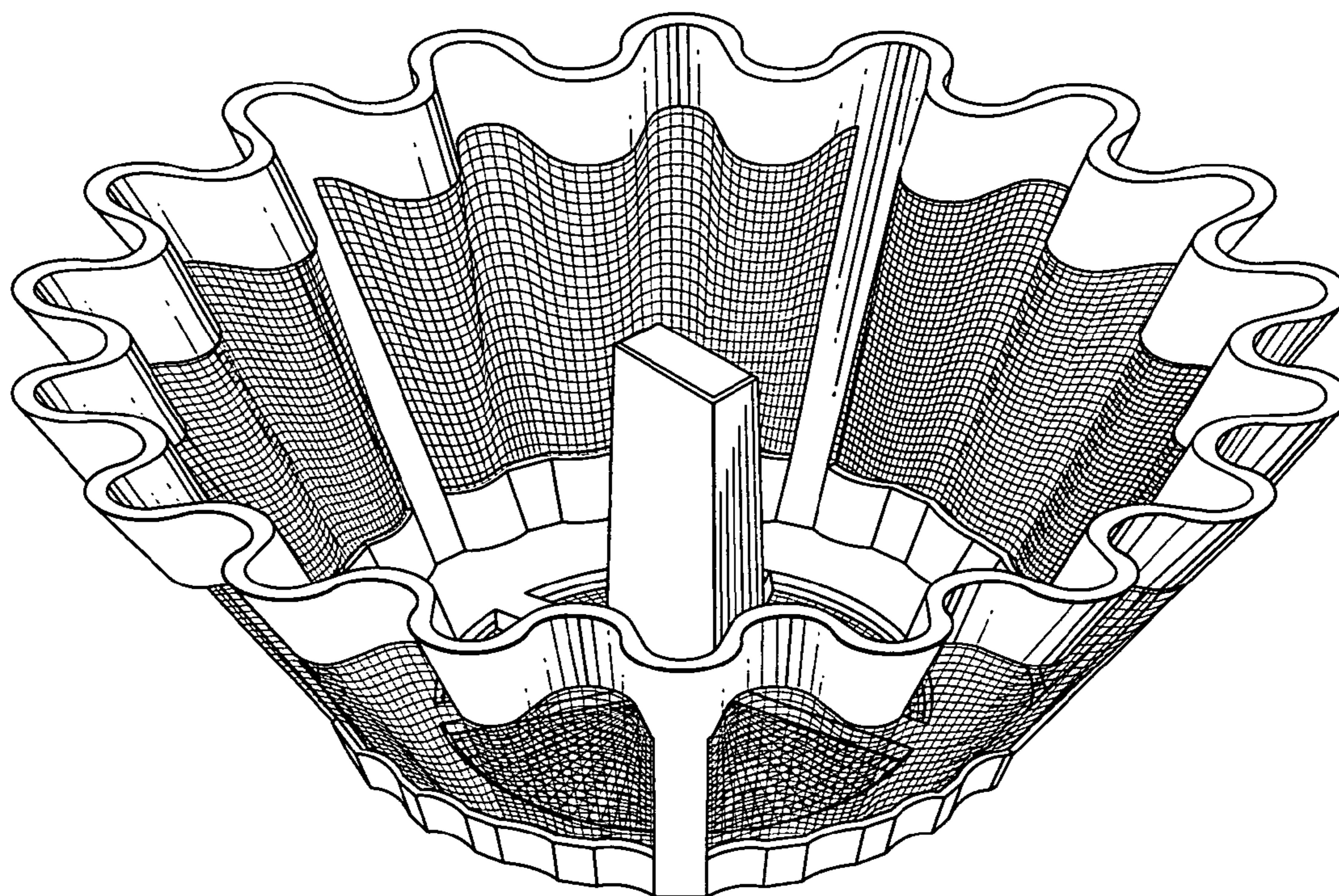
FIG. 3 is a side elevational view as seen from the right hand side of FIG. 2 with the view from the left hand side being a mirror image thereof;

FIG. 4 is a side elevational view as seen from the bottom of FIG. 2 with the opposite side view being a mirror image thereof; and,


FIG. 5 is a bottom plan view thereof.

**1 Claim, 2 Drawing Sheets**

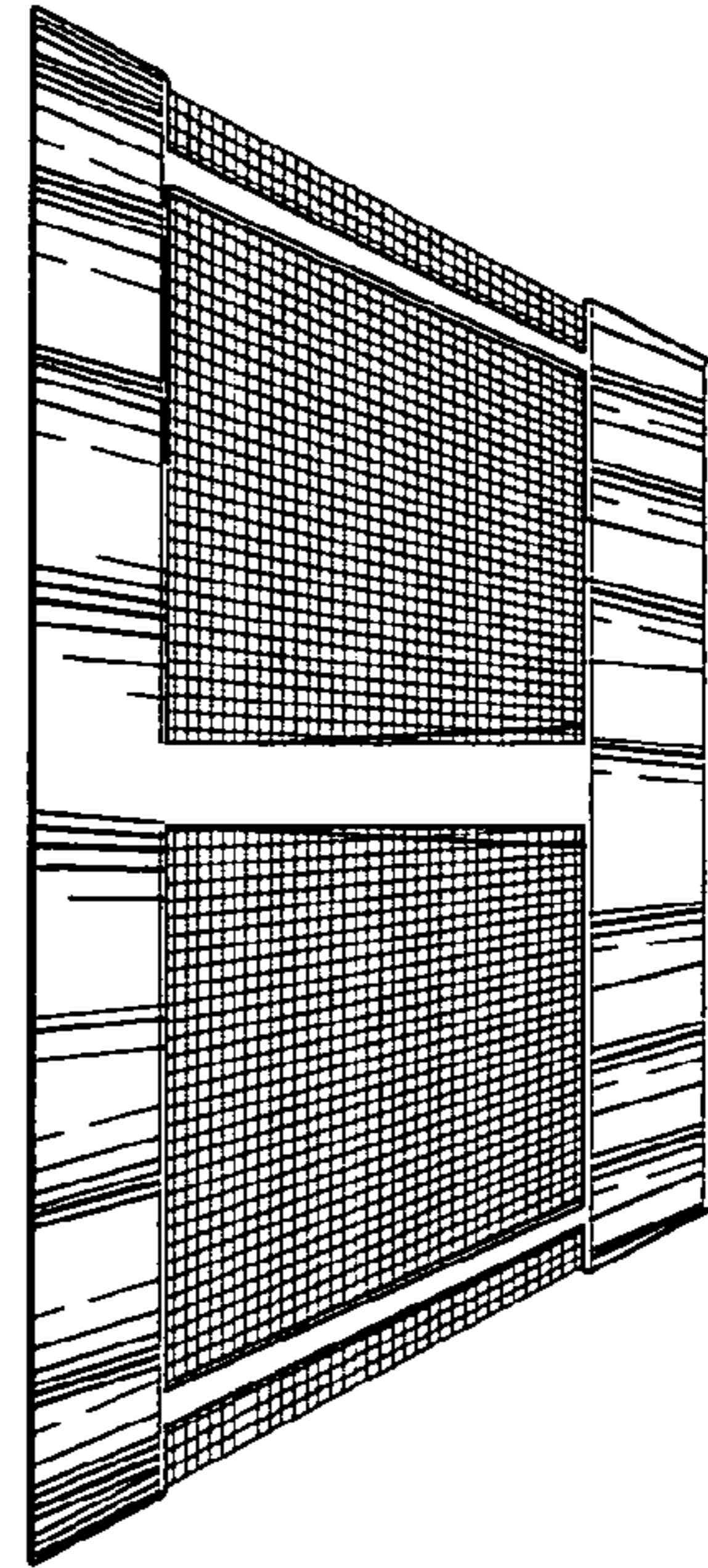




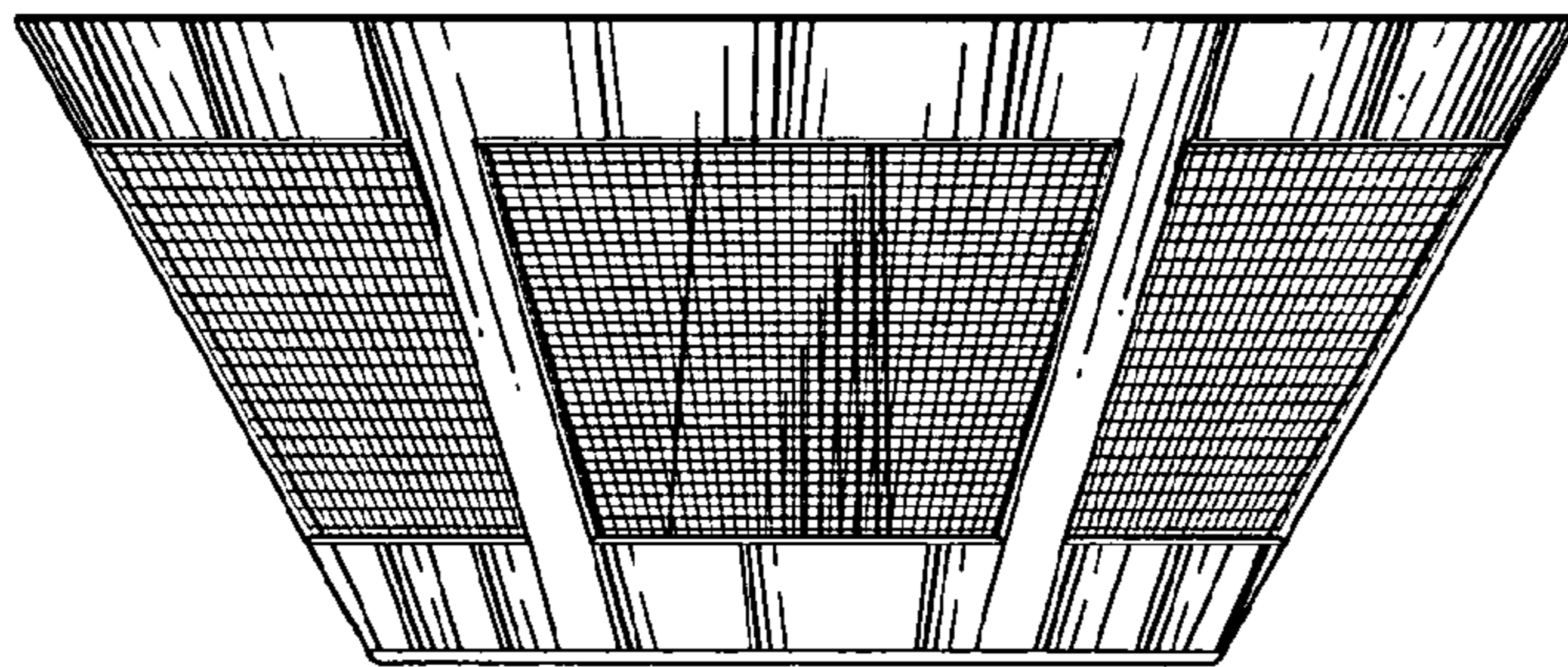
**FIG. 1**



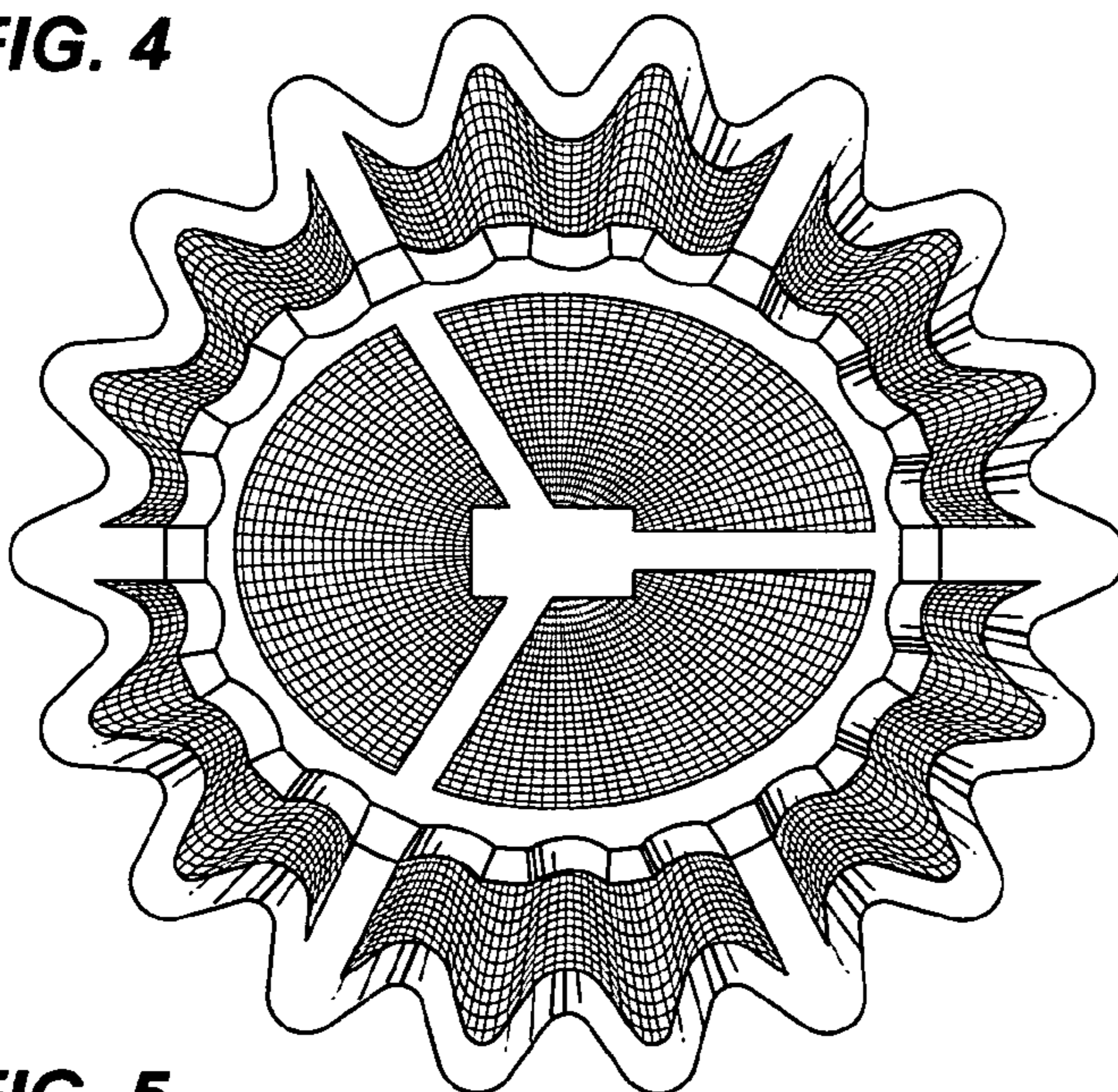
**FIG. 2**



**FIG. 3**



**FIG. 4**



**FIG. 5**