

US00D593793S

(12) **United States Design Patent**
Rae

(10) **Patent No.:** **US D593,793 S**
(45) **Date of Patent:** **** Jun. 9, 2009**

(54) **COOKWARE SIDE STRUCTURED HANDLE**

(75) Inventor: **Robert A Rae**, Las Vegas, NV (US)

(73) Assignee: **Meyer Intellectual Properties Limited**
(VG)

(**) Term: **14 Years**

(21) Appl. No.: **29/324,556**

(22) Filed: **Sep. 15, 2008**

(51) **LOC (9) Cl.** **07-02**

(52) **U.S. Cl.** **D7/394**

(58) **Field of Classification Search** D7/354–361,
D7/393–395; D8/107, 300, 301, 315, 316,
D8/317, 319, 320; 16/430, 431, 110.1, 407,
16/441, 443; 220/573.1–573.5, 752, 753,
220/755, 756, 912; D3/318

See application file for complete search history.

(56) **References Cited**

U.S. PATENT DOCUMENTS

D162,504 S *	3/1951	Adkinson	D8/320
D333,968 S *	3/1993	Mattson et al.	D8/317
D367,584 S	3/1996	Koch		
D369,289 S *	4/1996	Caugh et al.	D8/317
D463,210 S *	9/2002	Coudurier	D7/394
D493,061 S	7/2004	Rae		
D494,808 S *	8/2004	Thomkins	D7/394
D503,307 S *	3/2005	Thomkins	D7/394

D506,350 S	6/2005	Cheng		
D507,931 S	8/2005	Rae		
D542,117 S *	5/2007	Fields	D8/316
D543,436 S *	5/2007	Ricereto	D8/316
D553,944 S *	10/2007	Jou	D8/316
D563,159 S	3/2008	Rae		
D568,142 S *	5/2008	Zhang et al.	D8/320
D569,704 S *	5/2008	Ricereto	D8/315
D574,694 S *	8/2008	Krumpe	D8/316

* cited by examiner

Primary Examiner—Holly H Baynham

Assistant Examiner—Cynthia M Chin

(74) *Attorney, Agent, or Firm*—Edward S. Sherman

(57) **CLAIM**

The ornamental design for a cookware side structured handle, as shown and described.

DESCRIPTION

FIG. 1 is a top perspective view from above the “cookware side structured handle”, showing my new design;

FIG. 2 is a bottom plan view thereof;

FIG. 3 is a front elevational view thereof;

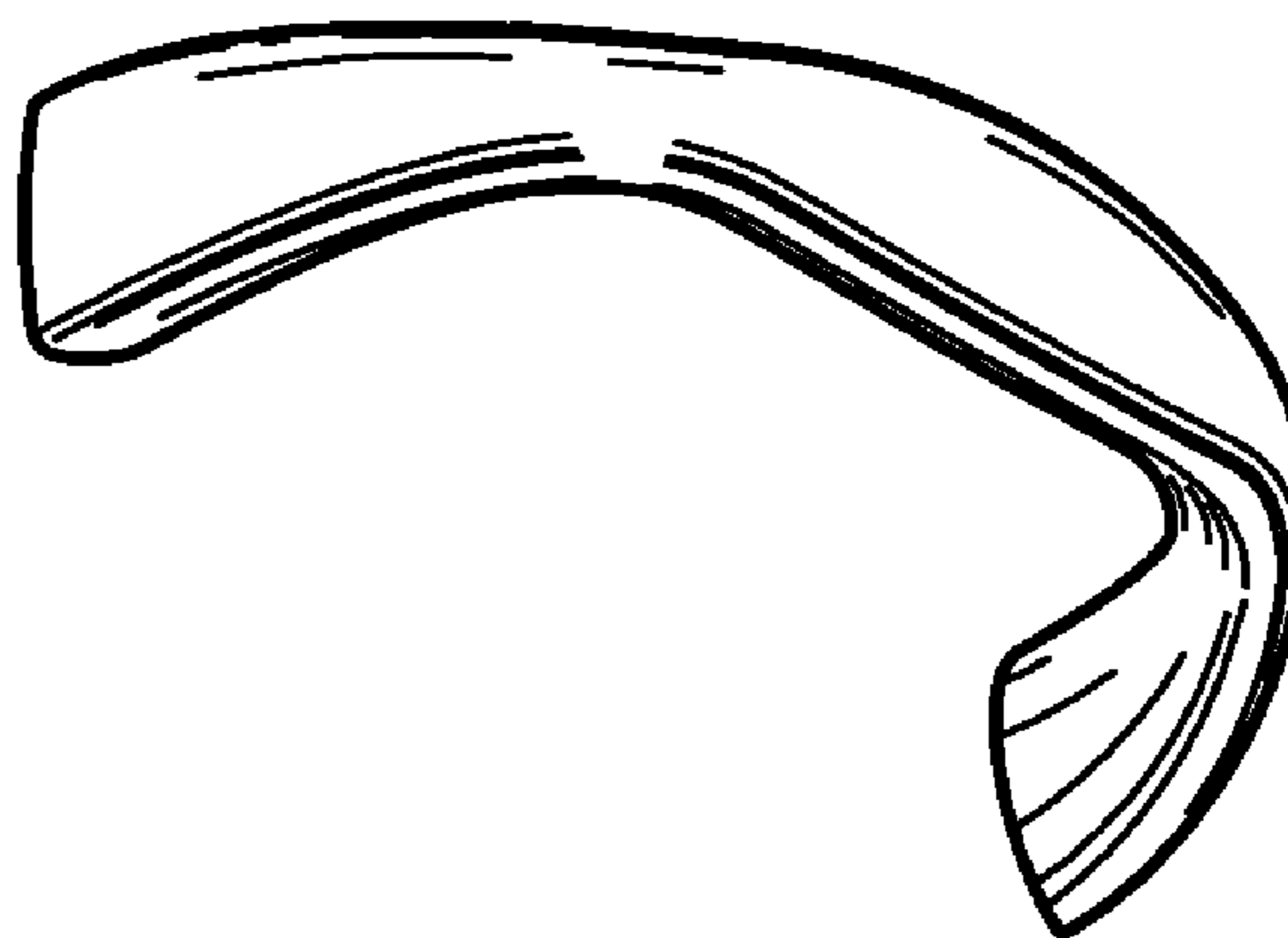
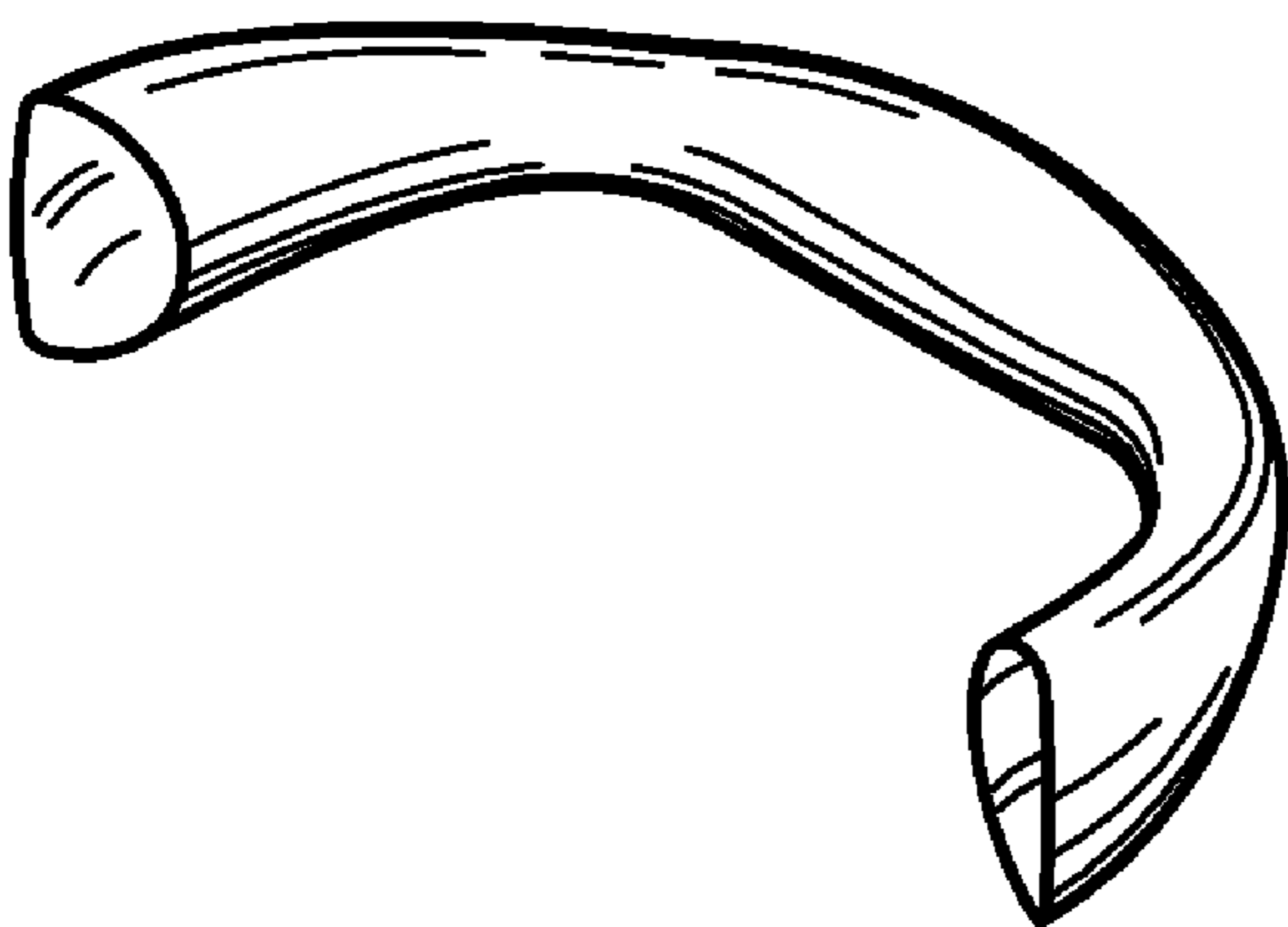
FIG. 4 is a right elevational view thereof;

FIG. 5 is a top plan view thereof;

FIG. 6 is a bottom plan view thereof; and,

FIG. 7 is a perspective view from below thereof.

1 Claim, 1 Drawing Sheet



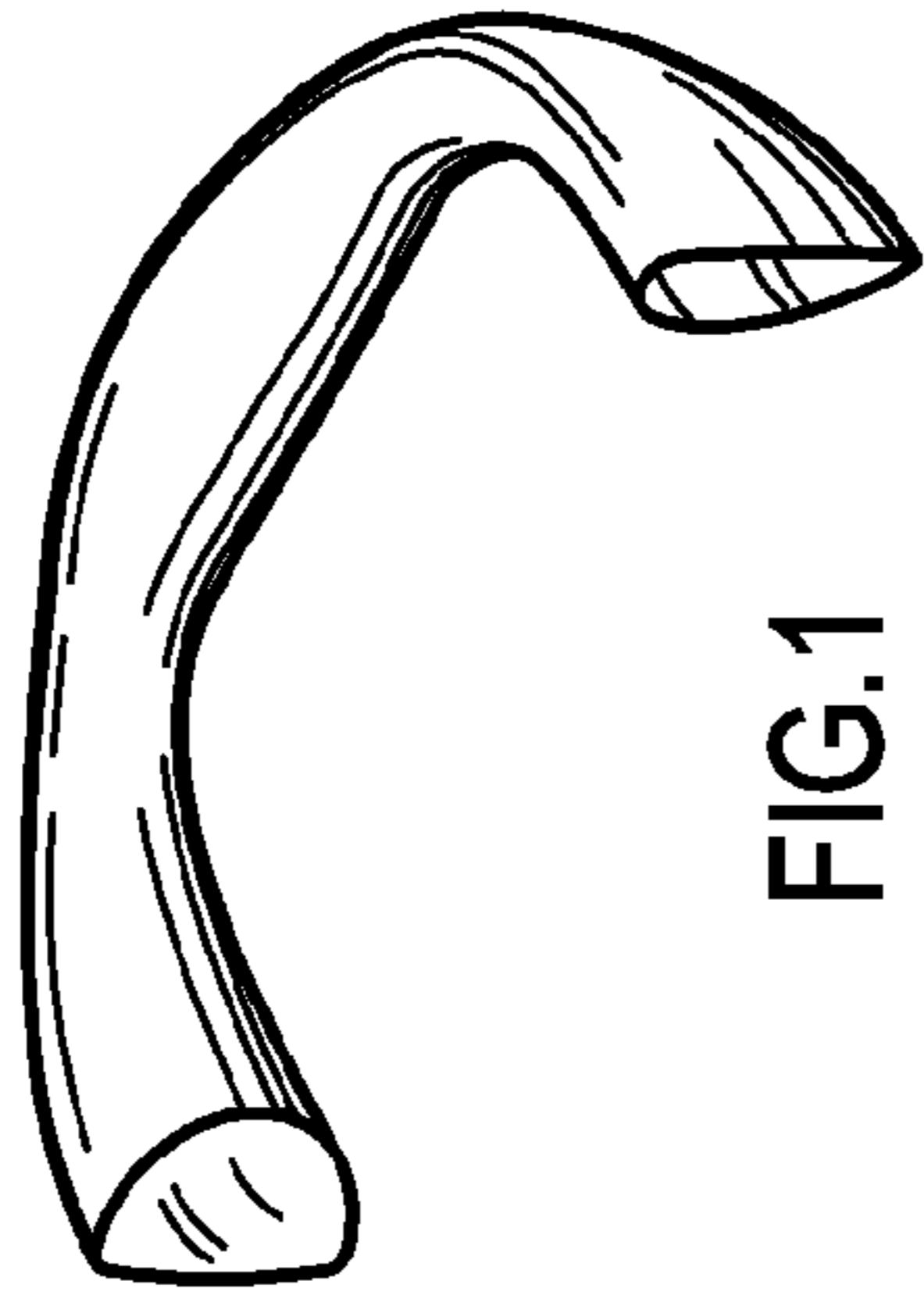


FIG. 1

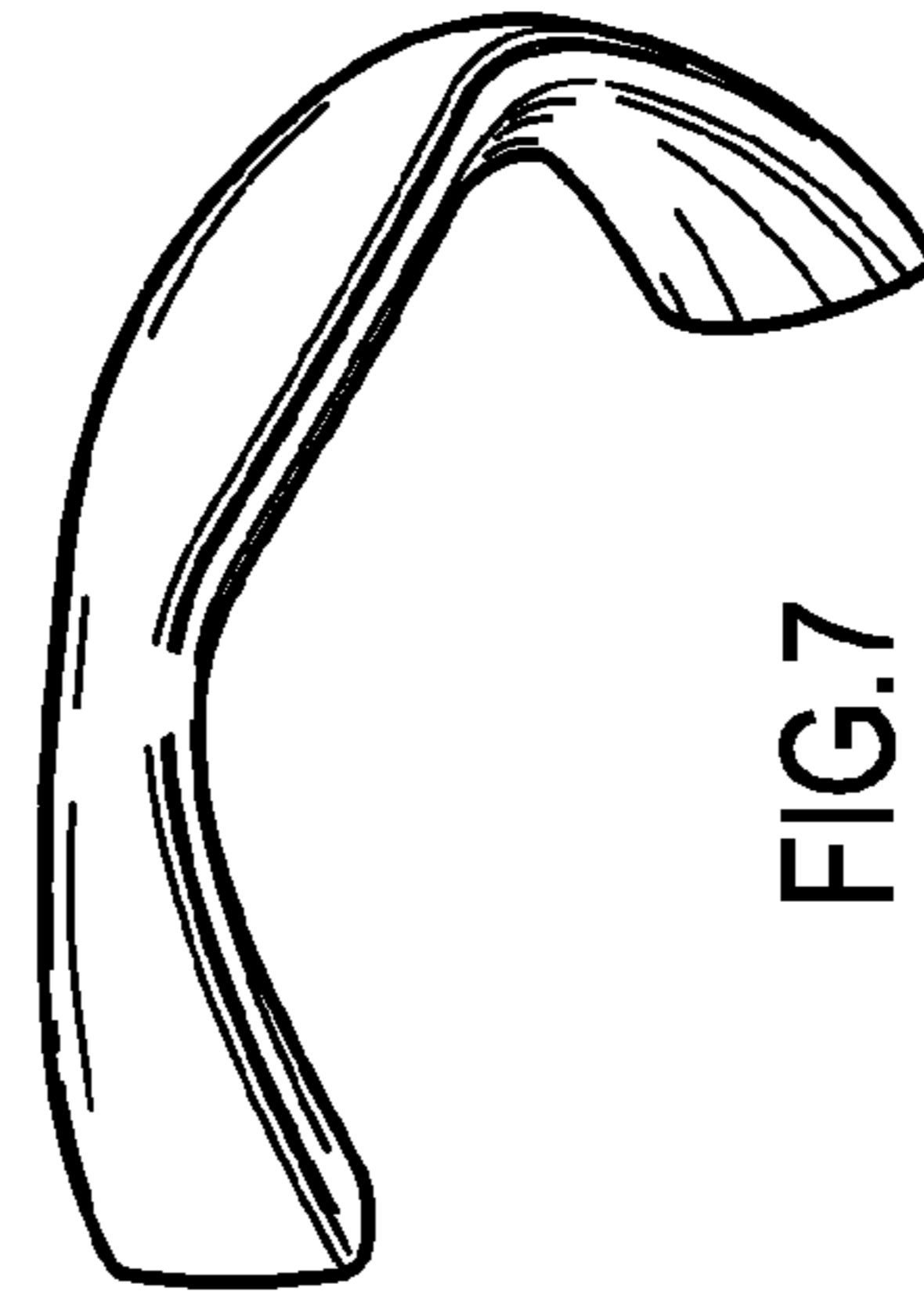


FIG. 7

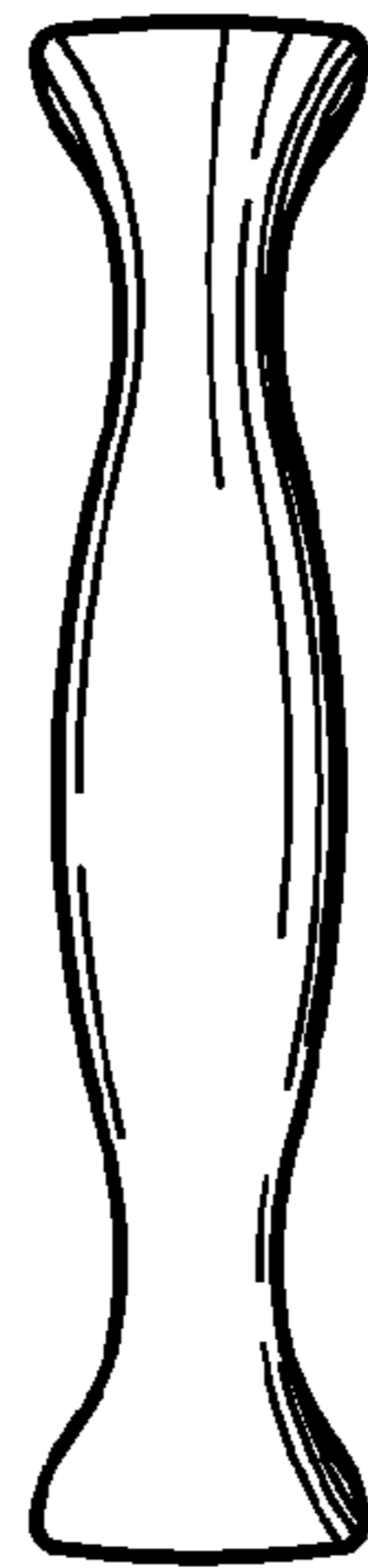


FIG. 6




FIG. 2



FIG. 4




FIG. 5

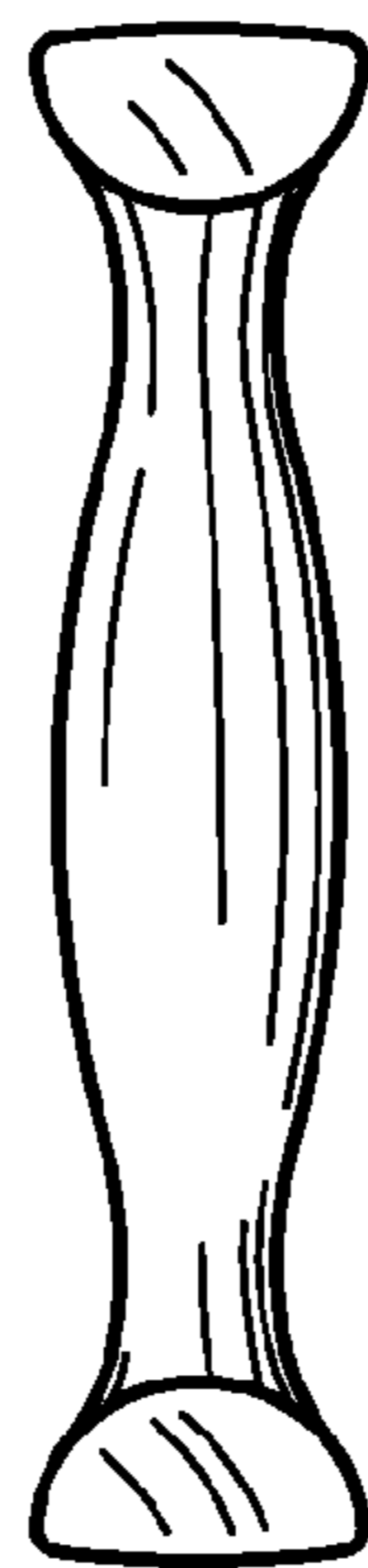


FIG. 3