



US00D593786S

(12) **United States Design Patent**
Lown et al.

(10) **Patent No.:** **US D593,786 S**
(45) **Date of Patent:** **** Jun. 9, 2009**

(54) **INFANT CHANGING PAD**

(75) Inventors: **Aaron Lown**, Tuxedo, NY (US); **John Roscoe Swartz**, Ridgewood, NJ (US)

(73) Assignee: **Built NY, Inc.**, New York, NY (US)

(**) Term: **14 Years**

(21) Appl. No.: **29/319,812**

(22) Filed: **Jun. 16, 2008**

(51) **LOC (9) Cl.** **06-09**

(52) **U.S. Cl.** **D6/596; D6/601**

(58) **Field of Classification Search** D6/595-599,
D6/601, 604; 5/630, 633, 636, 637, 639,
5/735, 652, 655.3, 655.9, 706, 910, 922,
5/420, 485

See application file for complete search history.

(56) **References Cited**

U.S. PATENT DOCUMENTS

D155,924 S * 11/1949 Ray D6/604
3,061,844 A * 11/1962 Coursey 5/640

D320,522 S * 10/1991 Deremiah D6/601
D383,634 S * 9/1997 Selph D6/596
2005/0229316 A1 * 10/2005 Liao 5/639

* cited by examiner

Primary Examiner—Janice E Seeger

(74) *Attorney, Agent, or Firm*—Fish & Richardson P.C.

(57) **CLAIM**

The ornamental design for an infant changing pad, substantially as shown and described.

DESCRIPTION

FIG. 1 is a front perspective view of the infant changing pad.

FIG. 2 is a front view of the infant changing pad.

FIG. 3 is a back view of the infant changing pad.

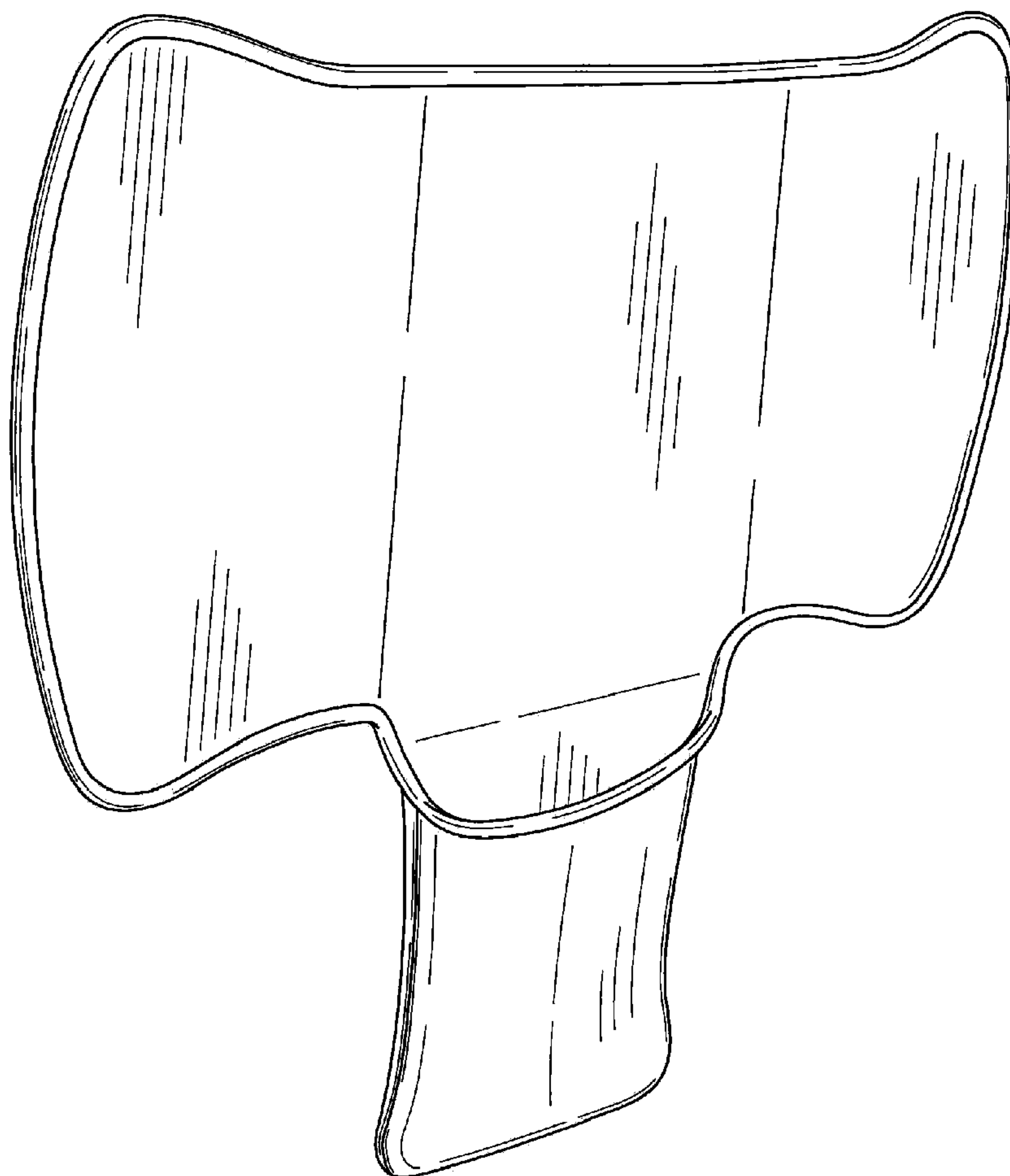
FIG. 4 is a left view of the infant changing pad.

FIG. 5 is a right view of the infant changing pad.

FIG. 6 is a top view of the infant changing pad; and,

FIG. 7 is a bottom view of the infant changing pad.

1 Claim, 4 Drawing Sheets



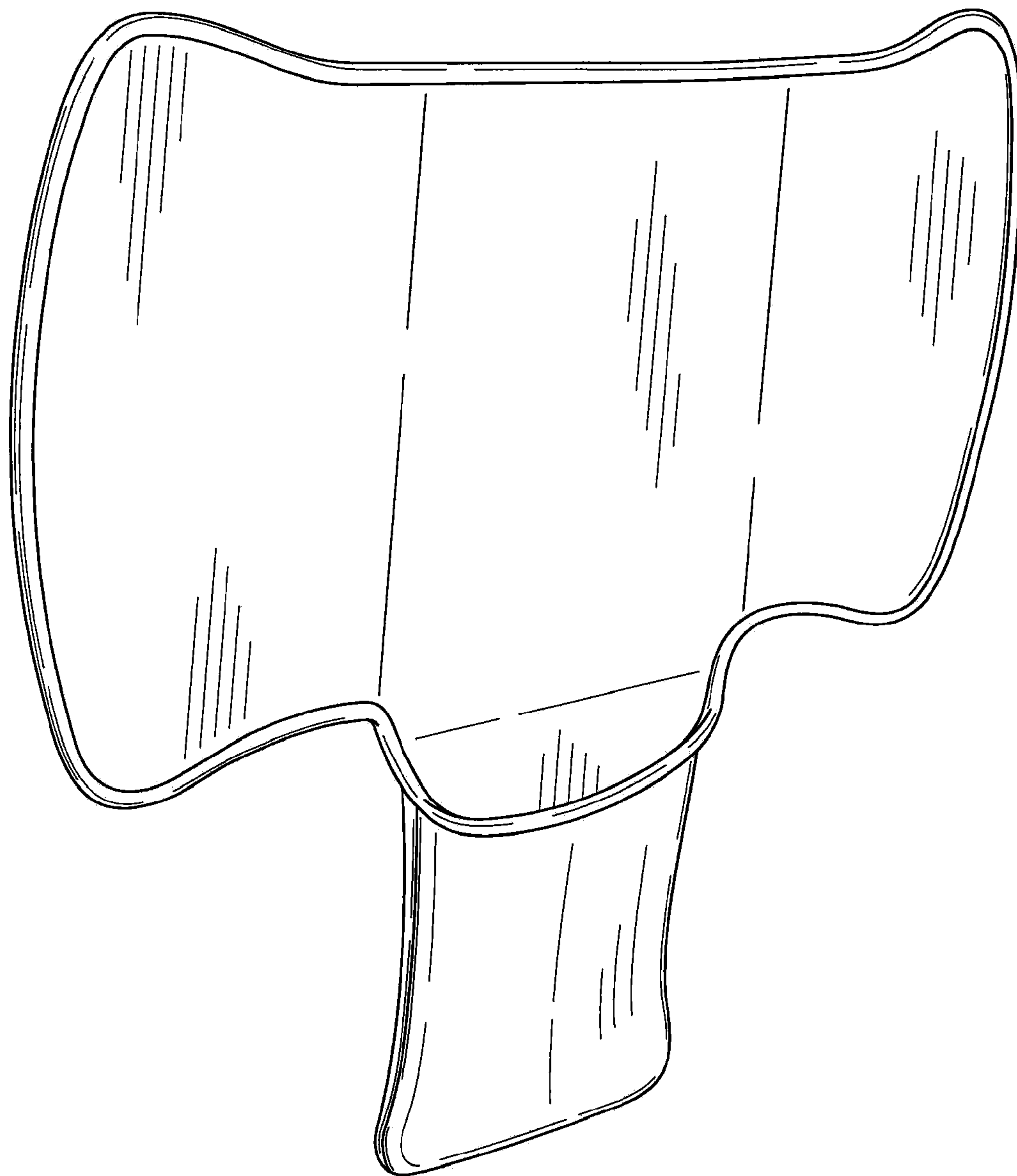


FIG. 1

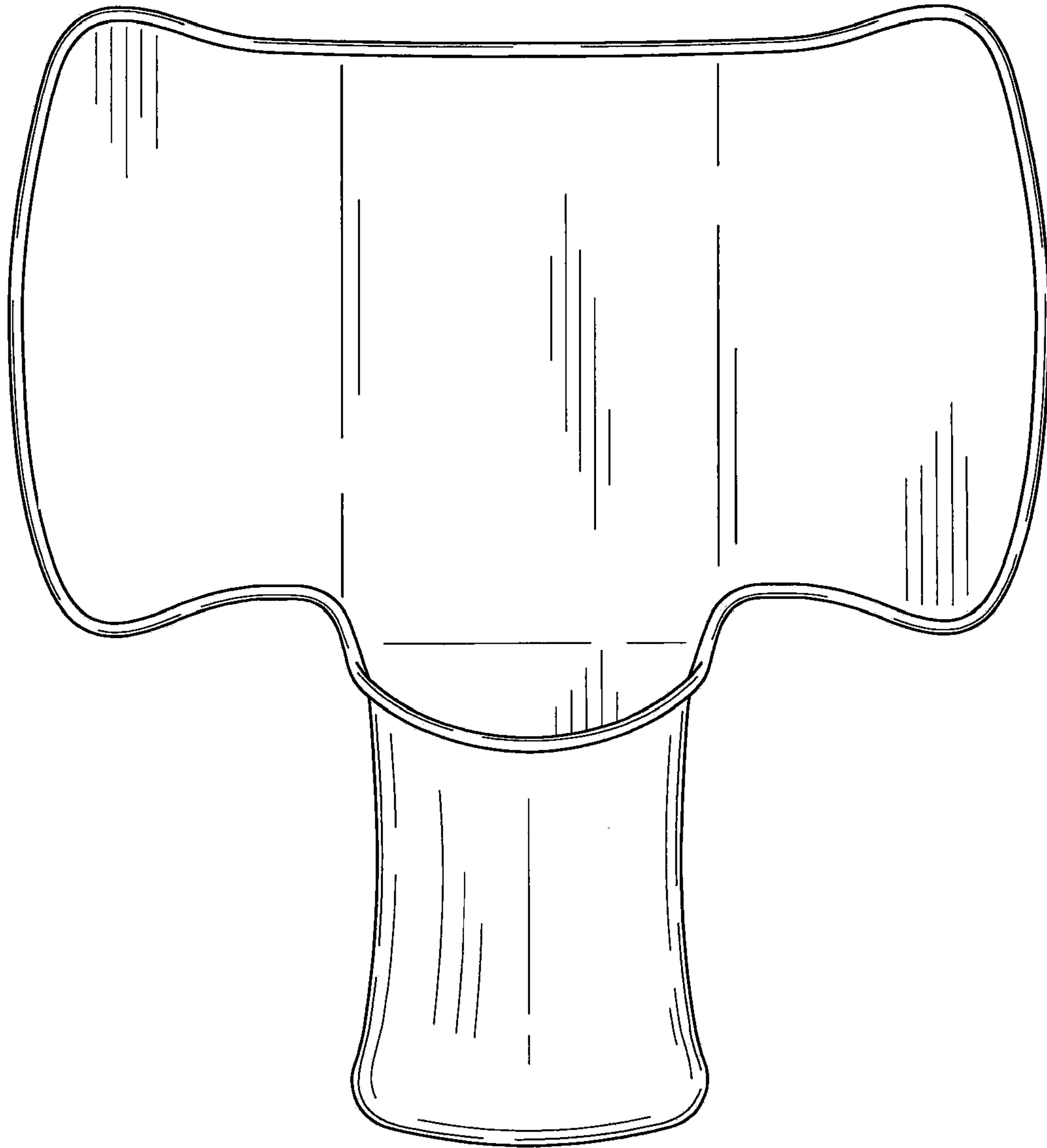


FIG. 2

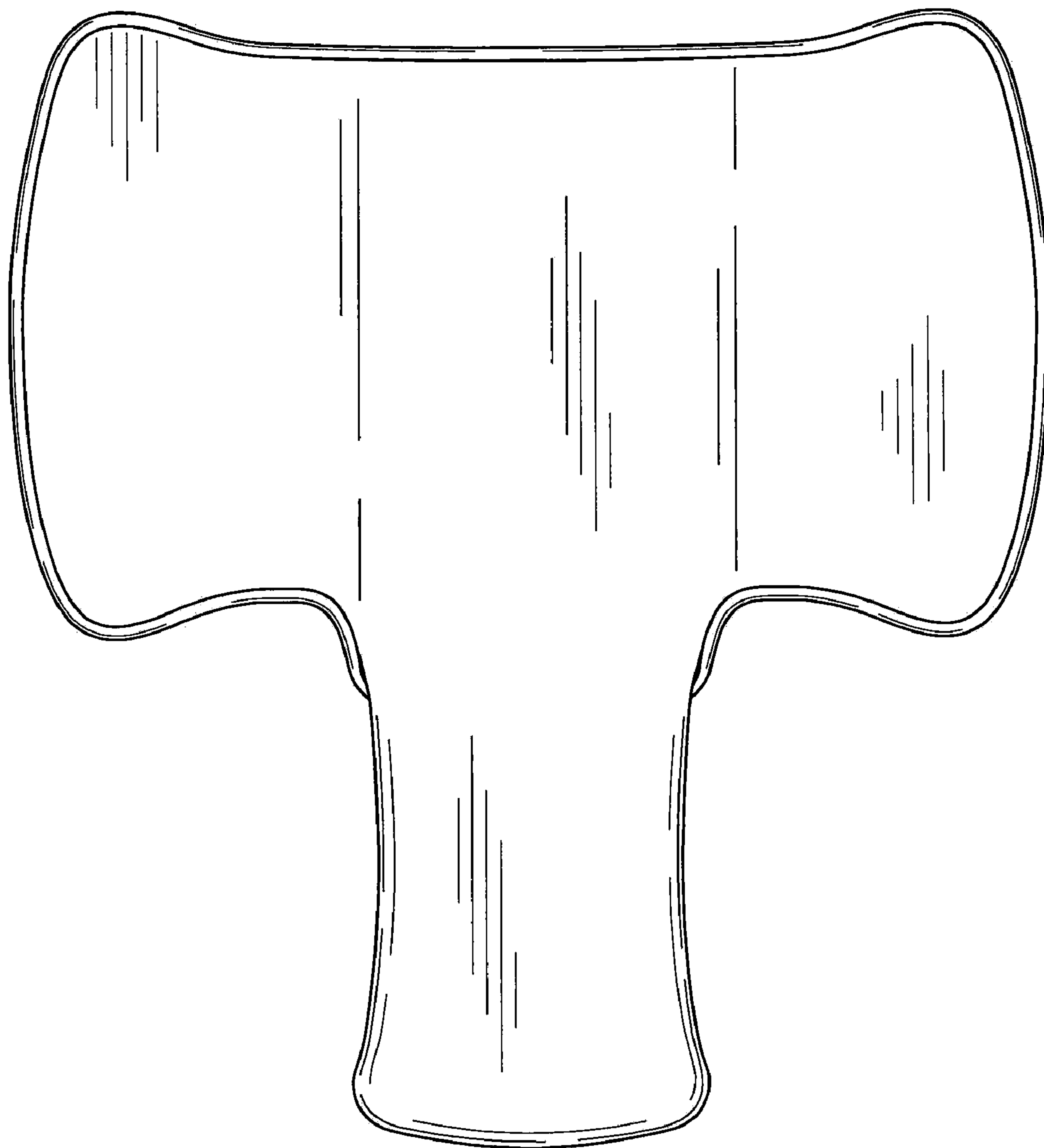


FIG. 3



FIG. 4



FIG. 5




FIG. 6




FIG. 7