



US00D593775S

(12) **United States Design Patent**
Singler et al.

(10) **Patent No.:** **US D593,775 S**

(45) **Date of Patent:** **** Jun. 9, 2009**

(54) **DISPLAY STRUCTURE**

(75) Inventors: **Ronald David Singler**, Seattle, WA
(US); **Christian John Jochman**, Seattle,
WA (US)

(73) Assignee: **Microsoft Corporation**, Redmond, WA
(US)

(**) Term: **14 Years**

(21) Appl. No.: **29/320,550**

(22) Filed: **Jun. 27, 2008**

(51) **LOC (9) Cl.** **06-04**

(52) **U.S. Cl.** **D6/449**

(58) **Field of Classification Search** D6/479,
D6/476, 449, 396, 426, 470, 475, 438, 461,
D6/463; 312/194-196, 204; 211/134, 135,
211/137, 186, 189, 153

See application file for complete search history.

(56) **References Cited**

U.S. PATENT DOCUMENTS

- D318,585 S * 7/1991 Duff et al. D6/479
- D334,495 S * 4/1993 Bustos D6/470
- D363,623 S * 10/1995 Rushing D6/479

- D372,815 S * 8/1996 Bird et al. D6/476
- D405,625 S * 2/1999 Zaidman et al. D6/426
- D455,913 S * 4/2002 Shamie D6/438

* cited by examiner

Primary Examiner—Caron Veynar

Assistant Examiner—Sydney R Buffalow

(74) *Attorney, Agent, or Firm*—Banner & Witcoff, Ltd.

(57) **CLAIM**

The ornamental design for a display structure, as shown and described.

DESCRIPTION

FIG. 1 is a front perspective view of the display structure showing the new design;

FIG. 2 is a left side view thereof;


FIG. 3 is a right side view thereof;

FIG. 4 is a front view thereof; and,

FIG. 5 is a top view thereof.

The broken line showing of various regions and the unshaded areas there within are for illustrative purposes only and forms no part of the claimed design. The unshown rear portion forms no part of the claimed design.

1 Claim, 5 Drawing Sheets






FIG. 1

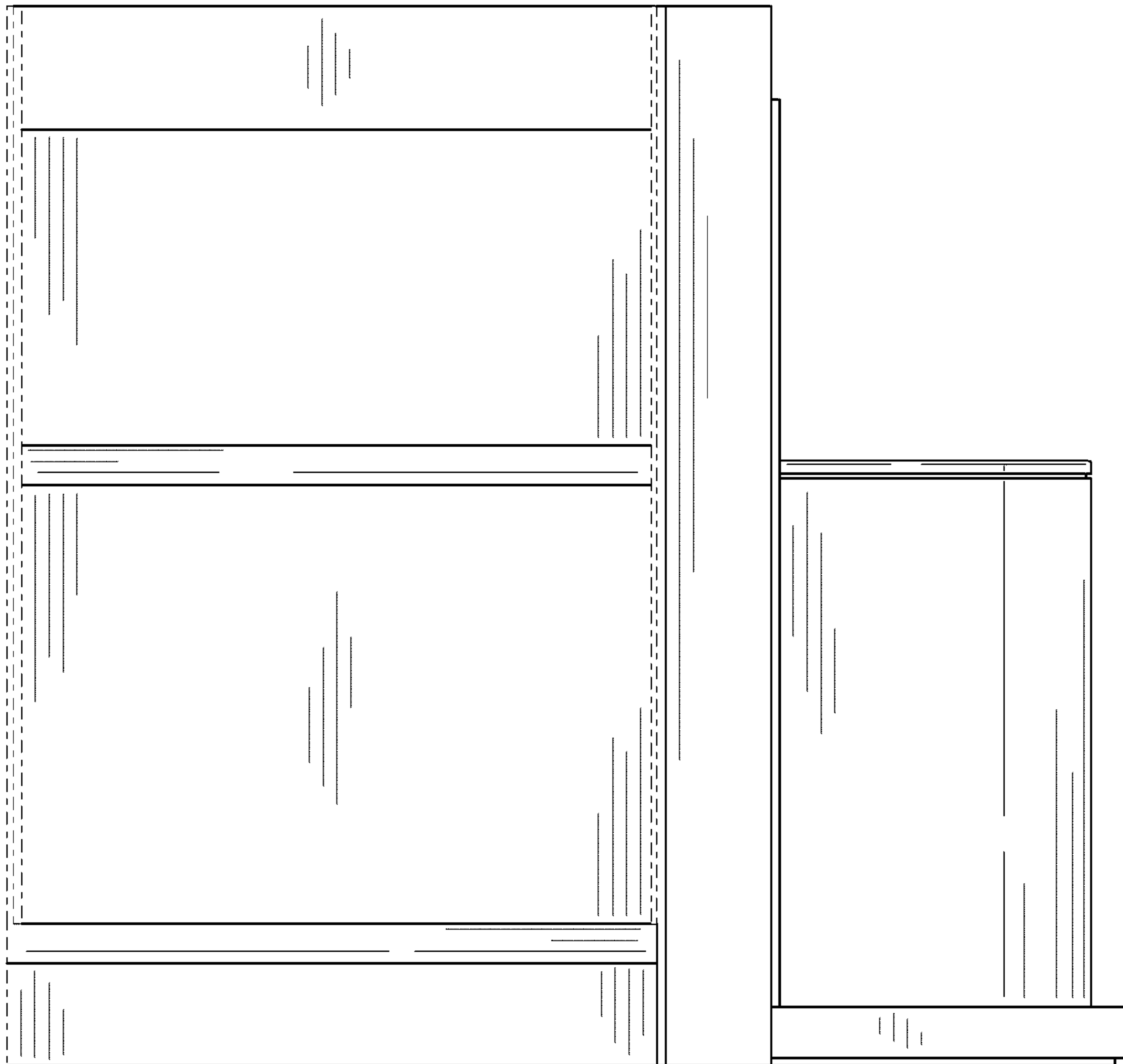


FIG. 2

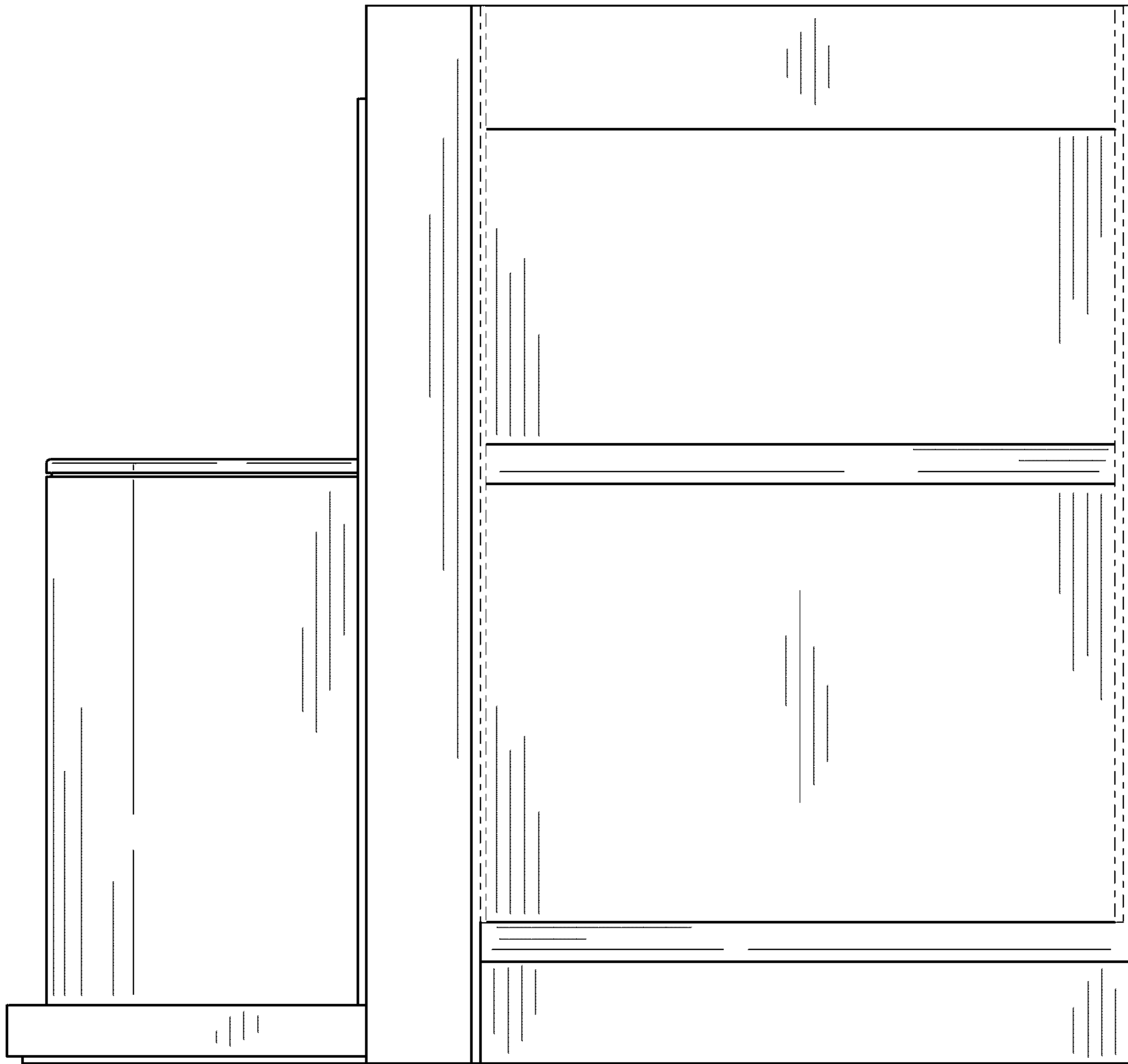


FIG. 3

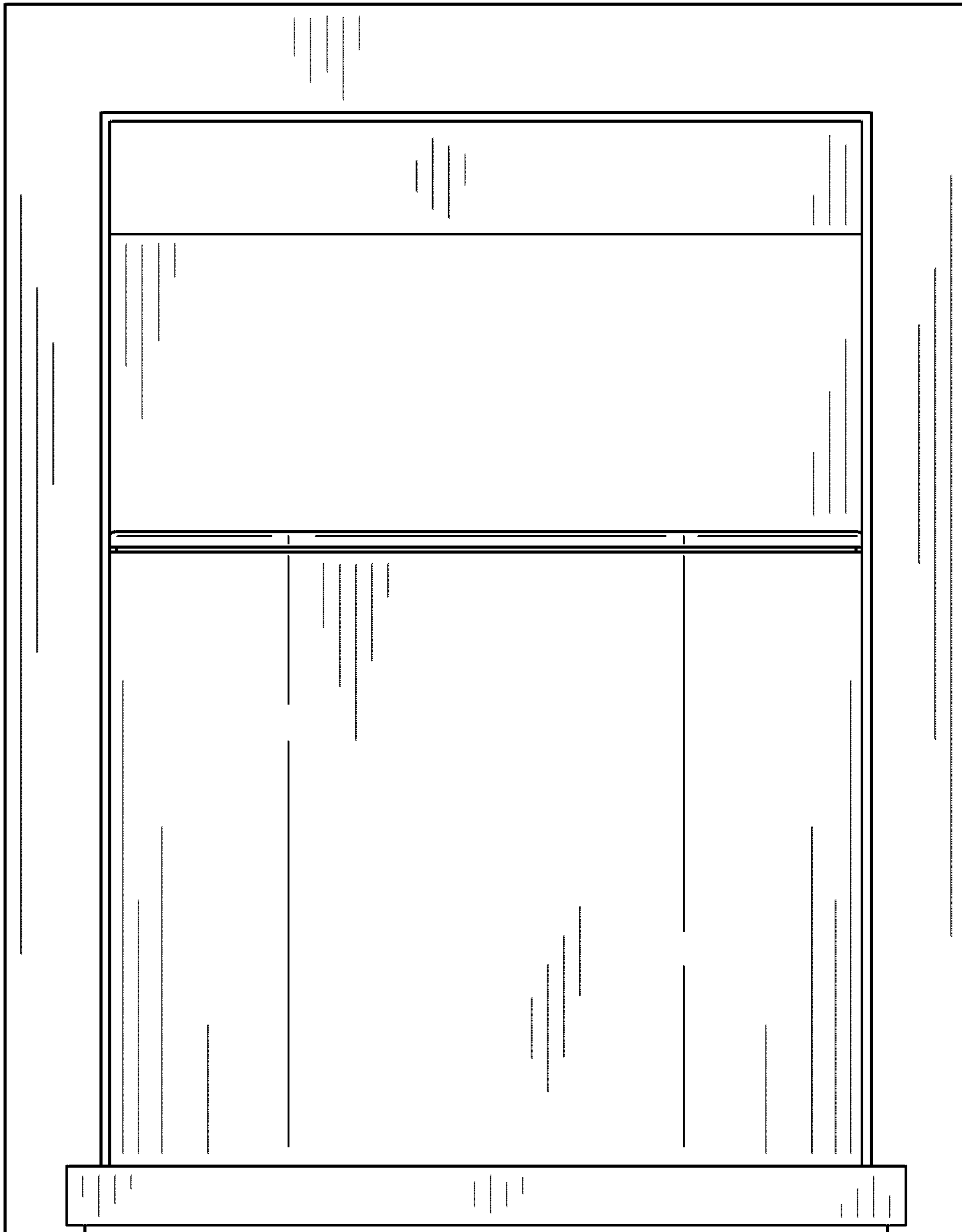


FIG. 4

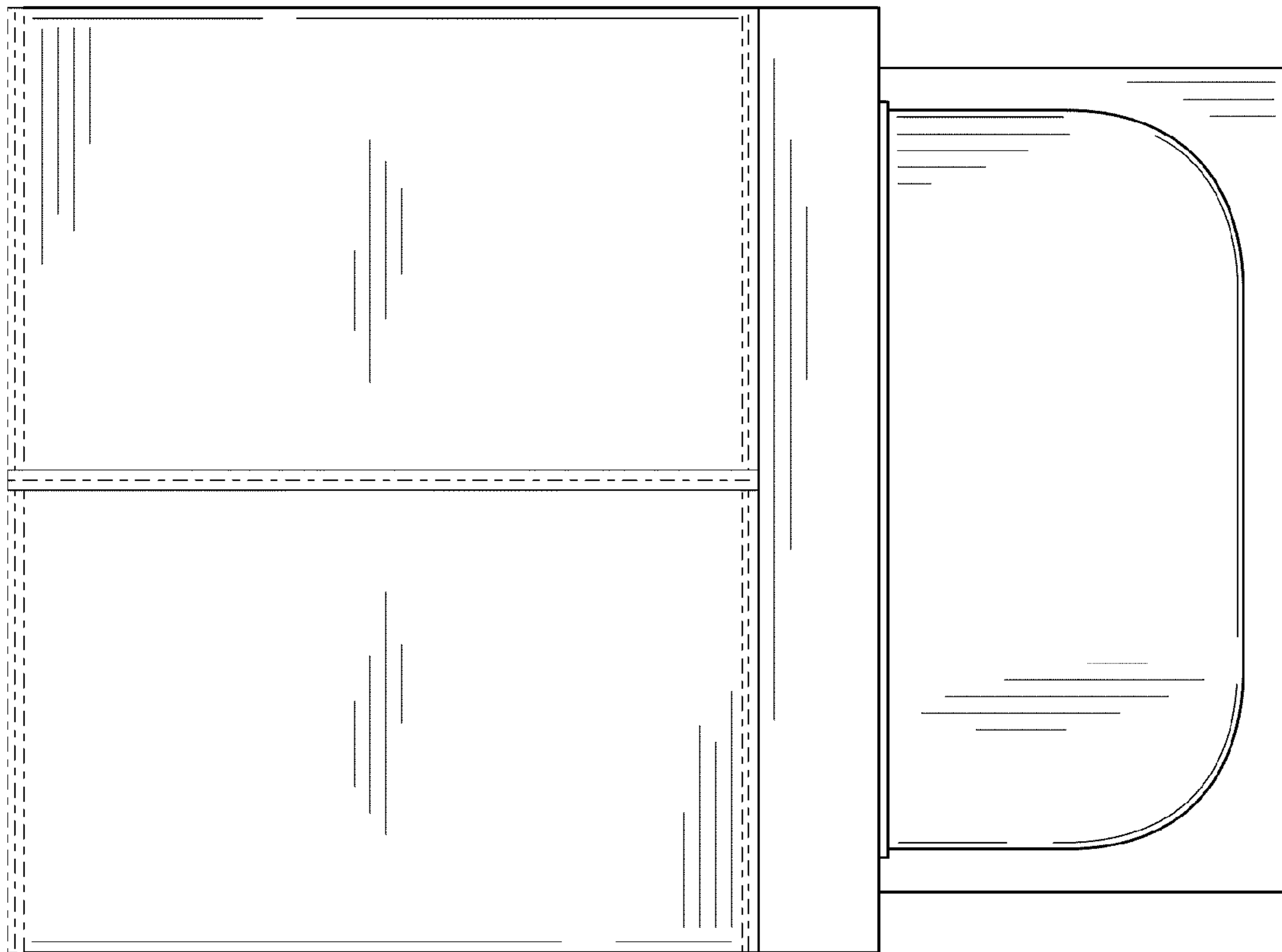


FIG. 5