



US00D593764S

(12) **United States Design Patent**  
**Guan**

(10) **Patent No.:** **US D593,764 S**

(45) **Date of Patent:** **\*\* Jun. 9, 2009**

(54) **CHAIR**

(75) Inventor: **Xiaohui Guan**, Guangdong (CN)

(73) Assignee: **Alma Manufacturing Co., Ltd**,  
Guangzhou, Guangdong (CN)

(\*\*) Term: **14 Years**

(21) Appl. No.: **29/317,244**

(22) Filed: **Apr. 25, 2008**

(30) **Foreign Application Priority Data**

Oct. 26, 2007 (CN) ..... 2007 3 0320300

(51) **LOC (9) Cl.** ..... **06-01**

(52) **U.S. Cl.** ..... **D6/381**

(58) **Field of Classification Search** ..... D6/334,  
D6/335, 361, 367, 369, 370, 371, 372, 374,  
D6/375, 381, 491, 500-502; 297/445.1,  
297/446.1, 118, 119, 232, 233, 440.1, 440.14,  
297/440.15; 5/12.1, 12.2

See application file for complete search history.

(56) **References Cited**

**U.S. PATENT DOCUMENTS**

D80,599 S \* 3/1930 Bernhard ..... D6/381  
D132,944 S \* 7/1942 Jackson ..... D6/381  
3,955,850 A \* 5/1976 Toso ..... 297/440.14

D314,473 S \* 2/1991 Culler ..... D6/367  
D330,464 S \* 10/1992 Dettinger ..... D6/367  
D548,998 S \* 8/2007 Policicchio ..... D6/381

\* cited by examiner

*Primary Examiner*—Sandra Snapp

(74) *Attorney, Agent, or Firm*—Dinsmore & Shohl LLP

(57) **CLAIM**

The ornamental design for a chair, as shown and described.

**DESCRIPTION**

FIG. 1 is a front elevational view of my design for a chair;

FIG. 2 is a rear elevational view thereof;

FIG. 3 is a first side view thereof;

FIG. 4 is a second side view thereof;

FIG. 5 is a top view thereof;

FIG. 6 is a top view of my design for a chair shown in a detached state;


FIG. 7 is a bottom view of the chair of FIG. 1;

FIG. 8 is a bottom view of the chair of FIG. 1 shown in a detached state;

FIG. 9 is a perspective view of my design for a chair; and,

FIG. 10 is a perspective view of my design for a chair shown in a detached state.

**1 Claim, 7 Drawing Sheets**








FIGURE 1




FIGURE 2






FIGURE 3

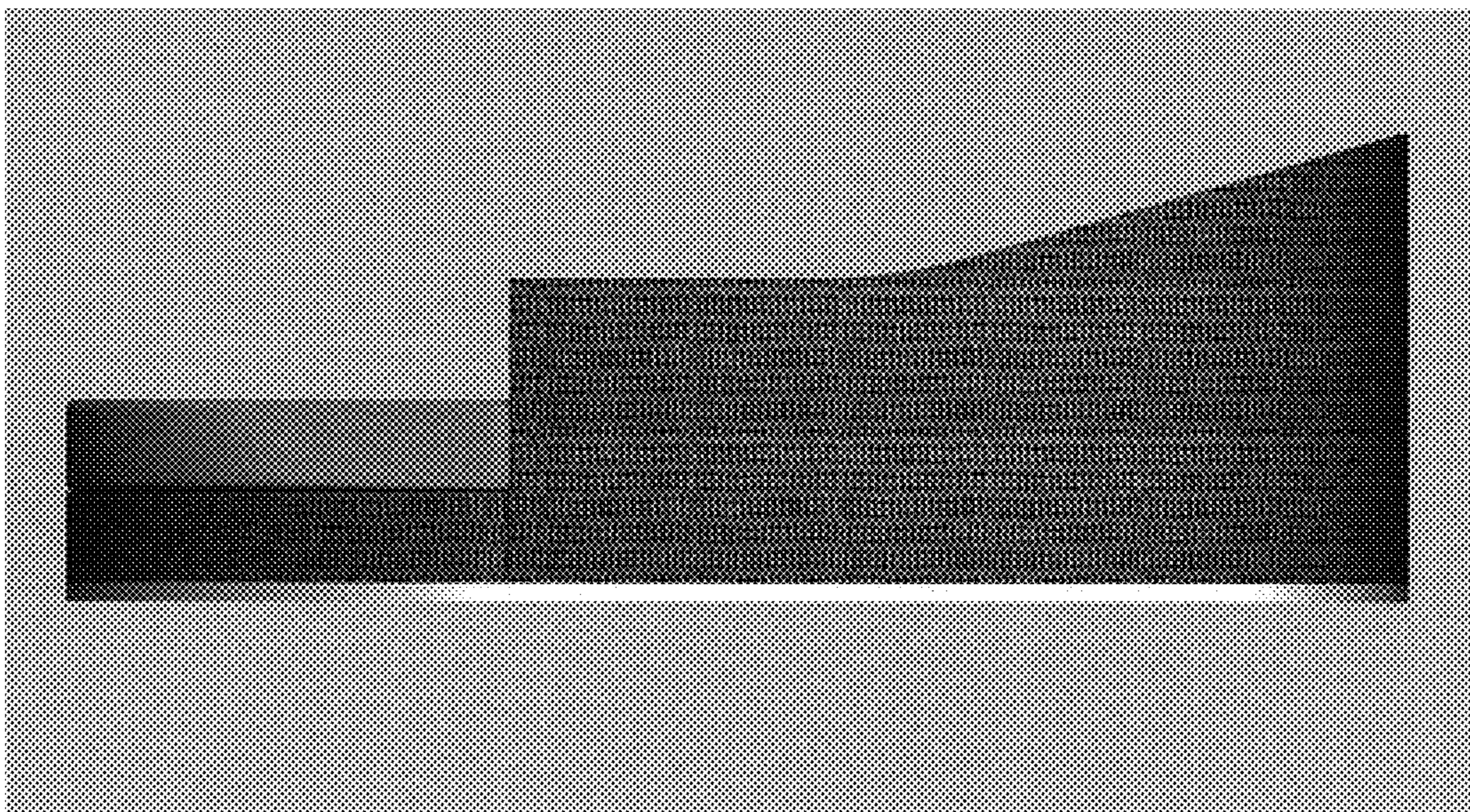


FIGURE 4



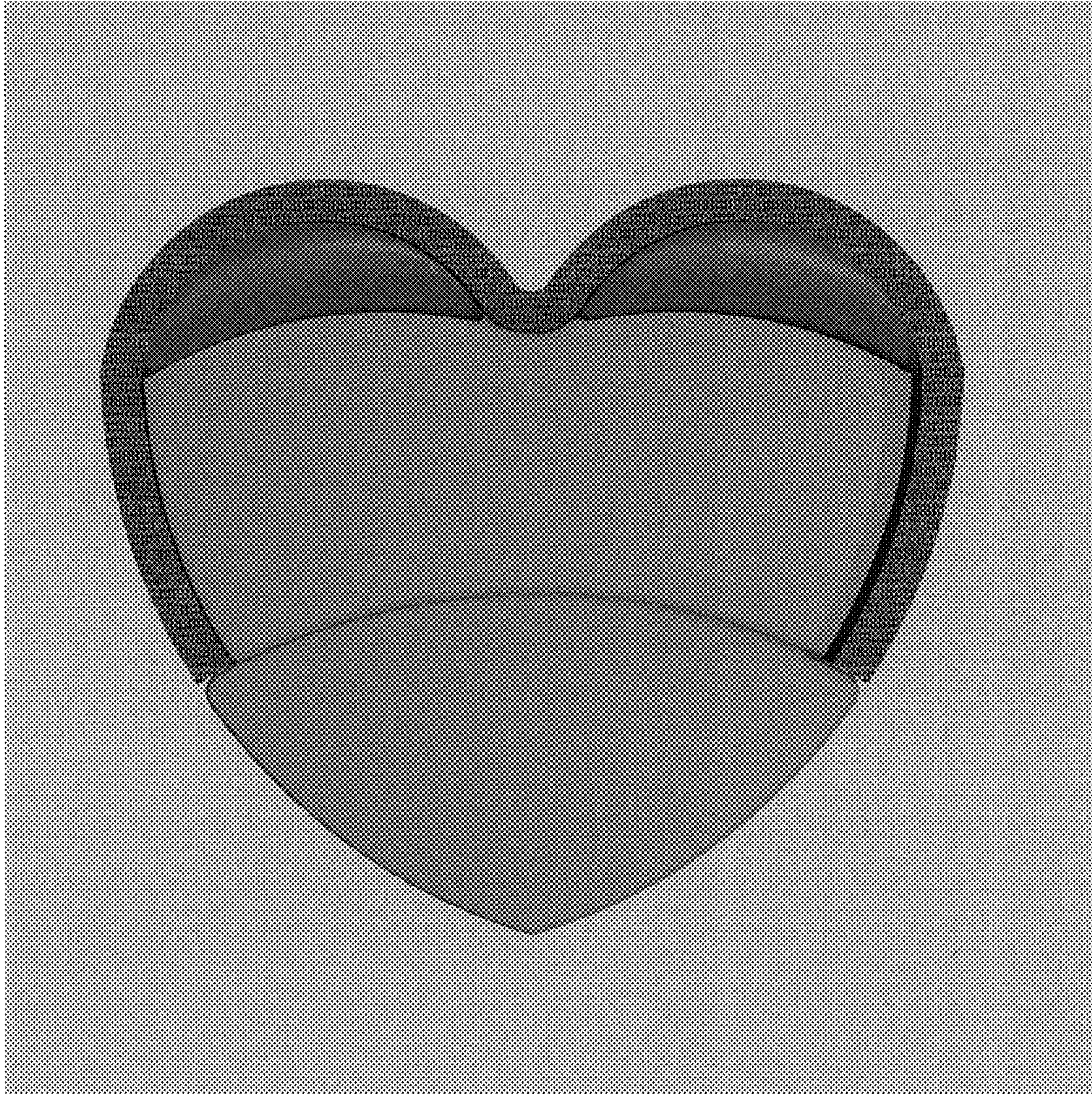


FIGURE 5



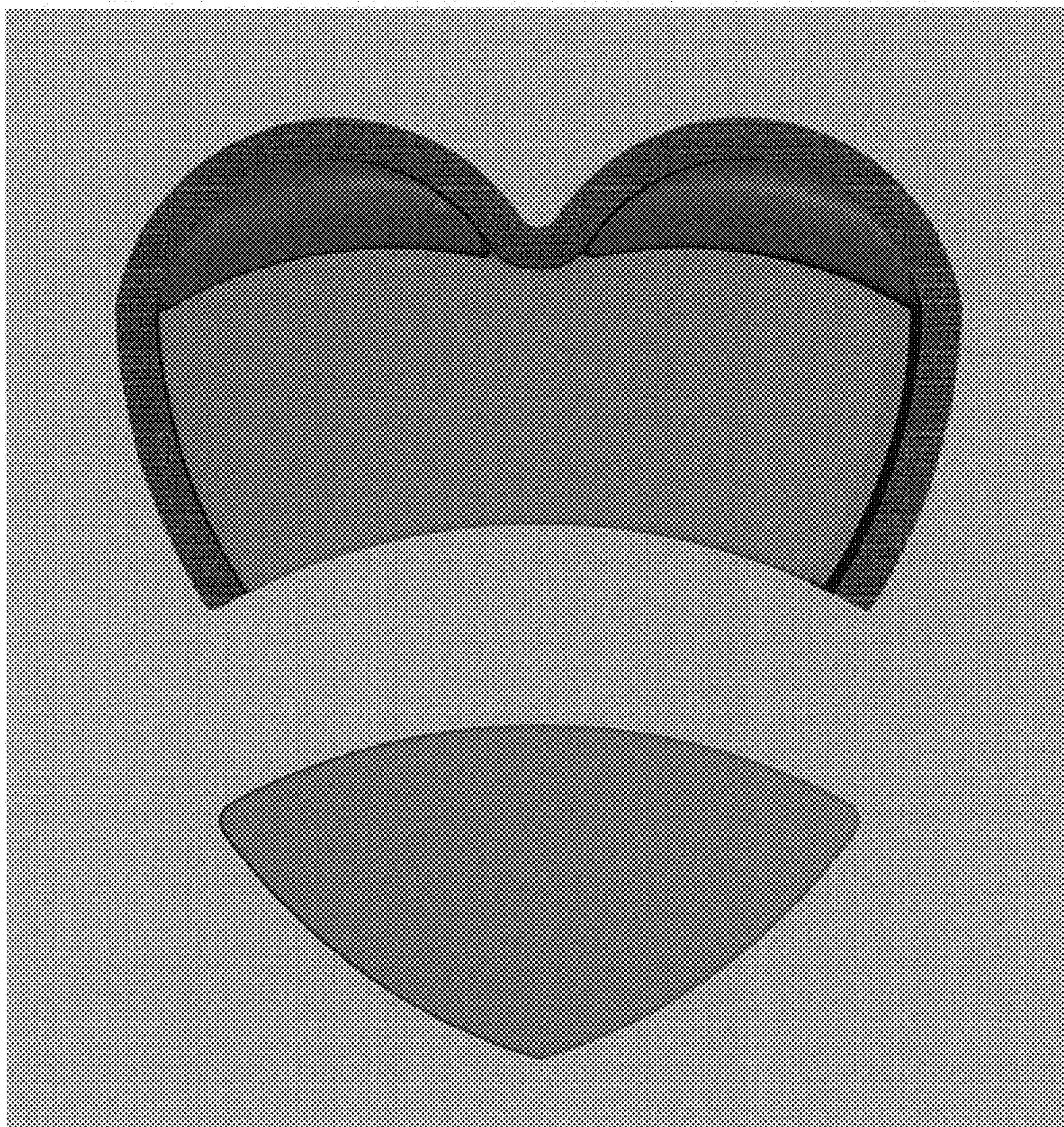


FIGURE 6



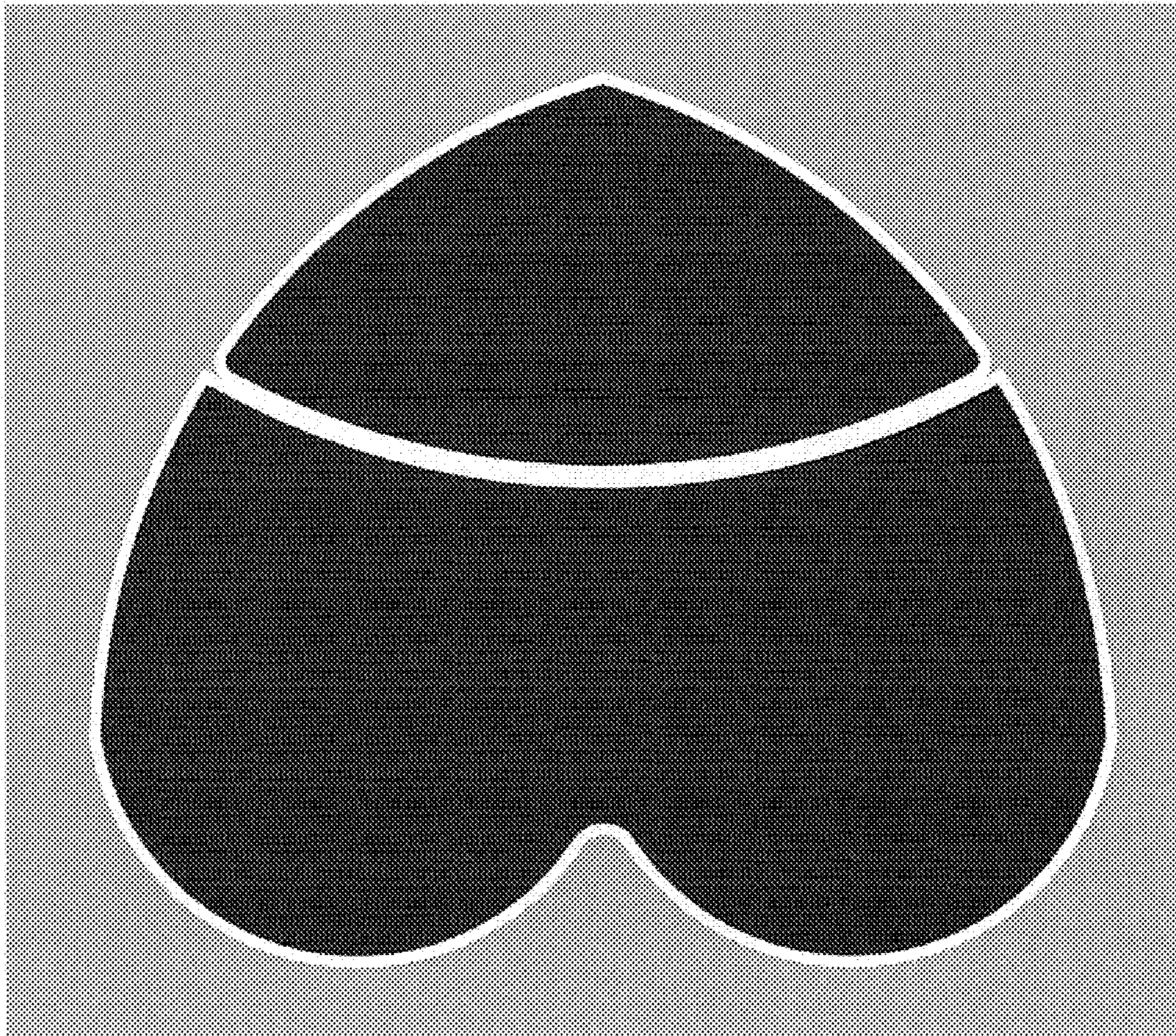


FIGURE 7






FIGURE 8






FIGURE 9




FIGURE 10