



US00D593759S

(12) **United States Design Patent**  
**Oliphant**

(10) **Patent No.:** **US D593,759 S**  
(45) **Date of Patent:** **\*\* Jun. 9, 2009**

(54) **LOCKABLE FOLDING CHAIR**

(75) Inventor: **John Oliphant**, Bentonville, AR (US)

(73) Assignee: **Fairkeep Products, LLC**, Bentonville, AR (US)

(\*\*) Term: **14 Years**

(21) Appl. No.: **29/332,445**

(22) Filed: **Feb. 17, 2009**

(51) **LOC (9) Cl.** ..... **06-01**

(52) **U.S. Cl.** ..... **D6/335**

(58) **Field of Classification Search** ..... D6/330,  
D6/335-338, 340, 349-355, 358, 359, 364,  
D6/366, 376, 491, 495, 500-502; 297/16.1,  
297/39, 46, 135, 140, 156, 158.3, 158.4,  
297/175, 177, 187, 195.1, 195.11, 211, 245,  
297/423.1, 423.16, 445.1, 461, 462

See application file for complete search history.

(56) **References Cited**

U.S. PATENT DOCUMENTS

4,685,725	A *	8/1987	Helfrich	.....	297/45
5,718,473	A	2/1998	Lynch, Jr.		
5,984,406	A	11/1999	Lee		
6,179,374	B1	1/2001	Tang		
6,322,138	B1	11/2001	Tang		
6,364,410	B1	4/2002	Tang		
6,364,411	B1 *	4/2002	Zheng	.....	297/173
6,371,553	B1	4/2002	Tang		
6,382,715	B1	5/2002	Tang		
6,402,230	B1	6/2002	Tang		

6,419,311	B1	7/2002	Tang		
6,454,348	B1 *	9/2002	Wu	.....	297/16.2
6,505,885	B1	1/2003	Tang		
6,629,722	B1	10/2003	Tang		
6,644,731	B2	11/2003	Tang		
6,698,827	B2	3/2004	Le Gette et al.		
6,736,450	B2 *	5/2004	Miyagi	.....	297/16.2
6,820,927	B2	11/2004	Isom et al.		
6,926,355	B2	8/2005	Le Gette et al.		
7,198,324	B2	4/2007	Le Gette et al.		
D572,925	S	7/2008	Carrere		

\* cited by examiner

*Primary Examiner*—Sandra Snapp

(74) *Attorney, Agent, or Firm*—Mark Murphey Henry;  
Nathan Price Chaney

(57) **CLAIM**

The ornamental design of a lockable folding chair, as shown and described.

**DESCRIPTION**

FIG. 1 is a perspective view of the chair.

FIG. 2 is a front view of the chair.

FIG. 3 is a side view of the right side of the chair.

FIG. 4 is a side view of the left side of the chair.

FIG. 5 is a back view of the chair.

FIG. 6 is a top view of the chair; and,

FIG. 7 is a bottom view of the chair.

The broken lines shown in the drawings are for illustrative purposes only and form no part of the claimed design.

**1 Claim, 7 Drawing Sheets**





FIG. 1

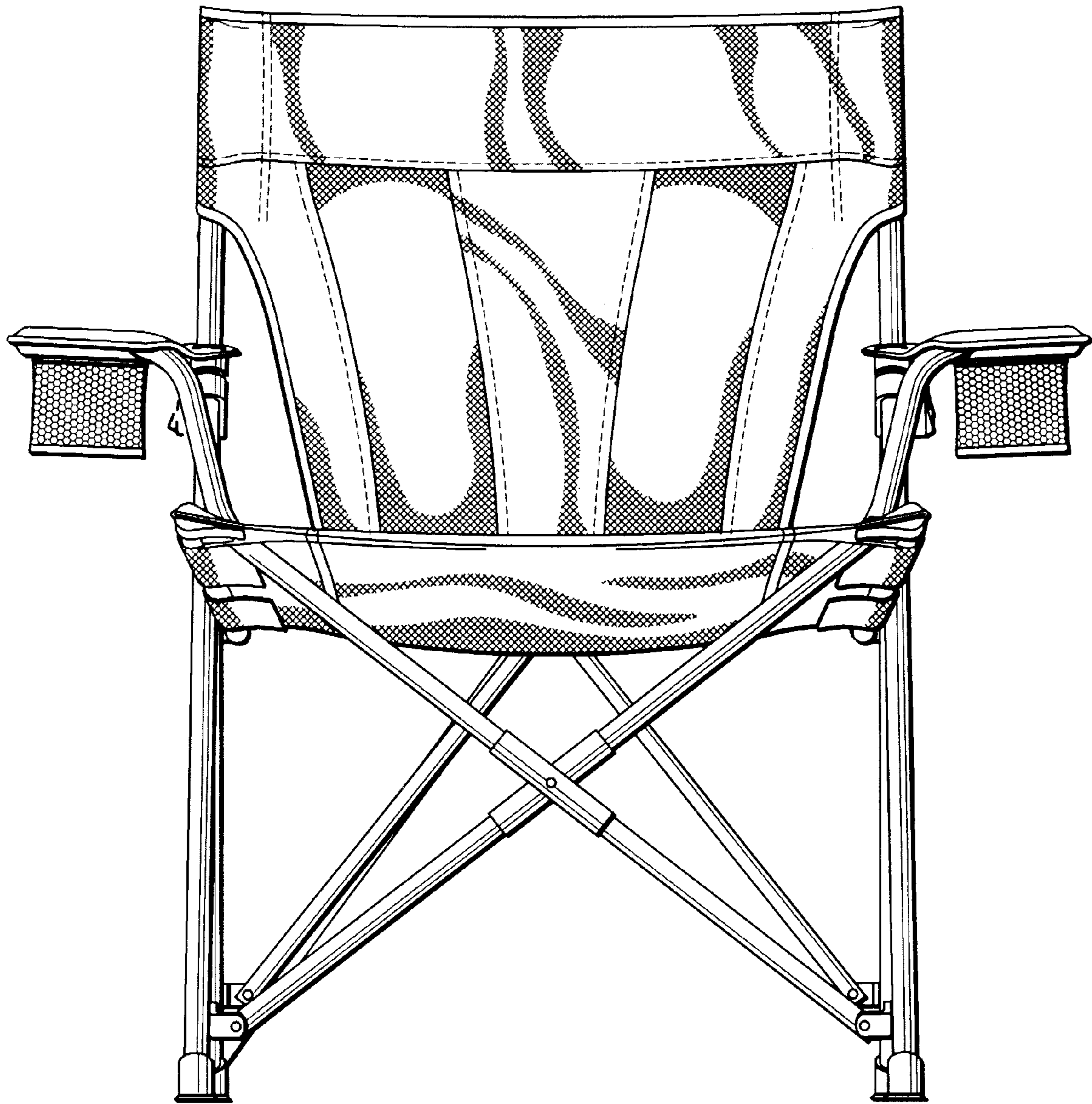


FIG. 2

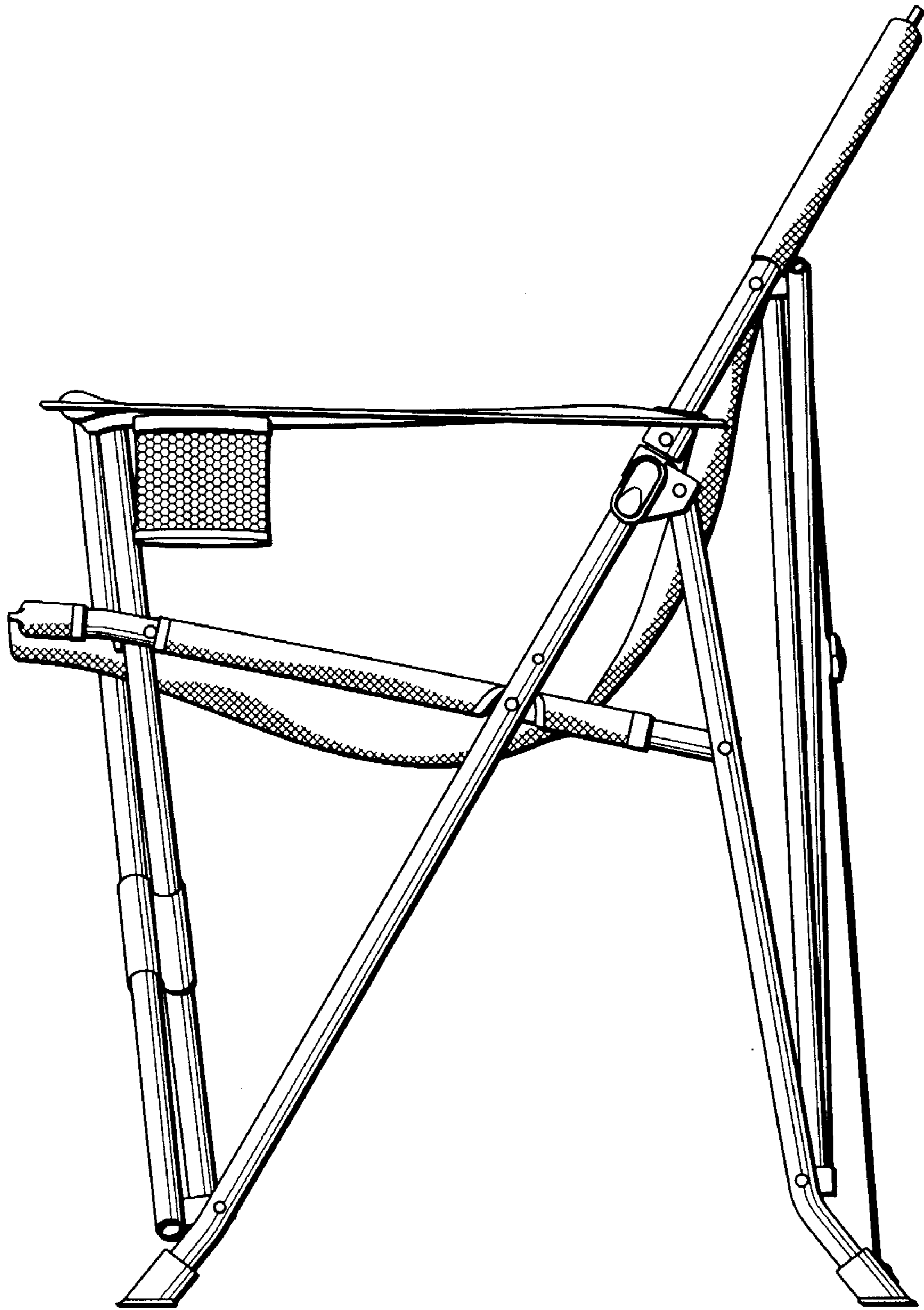


FIG. 3

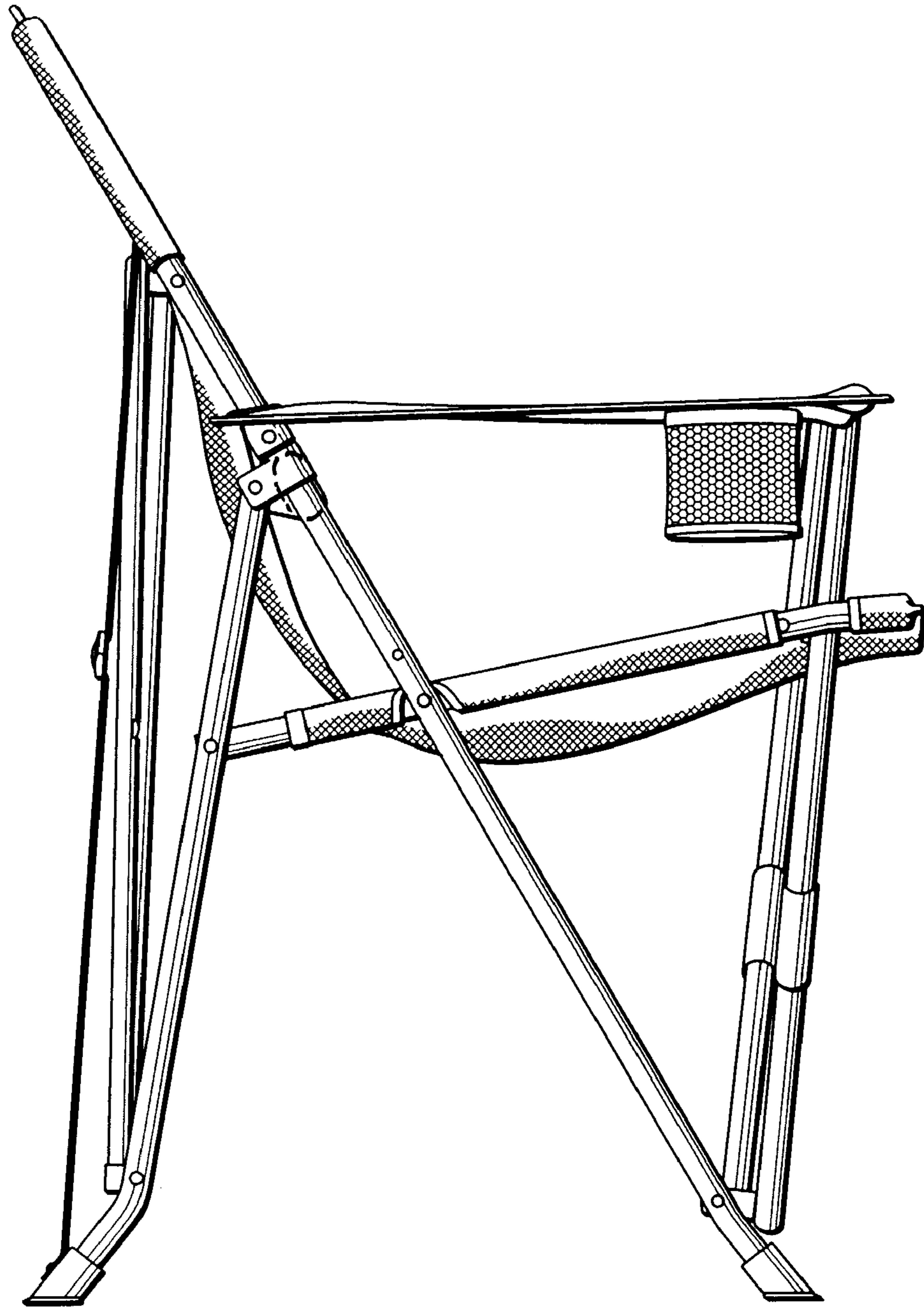


FIG. A

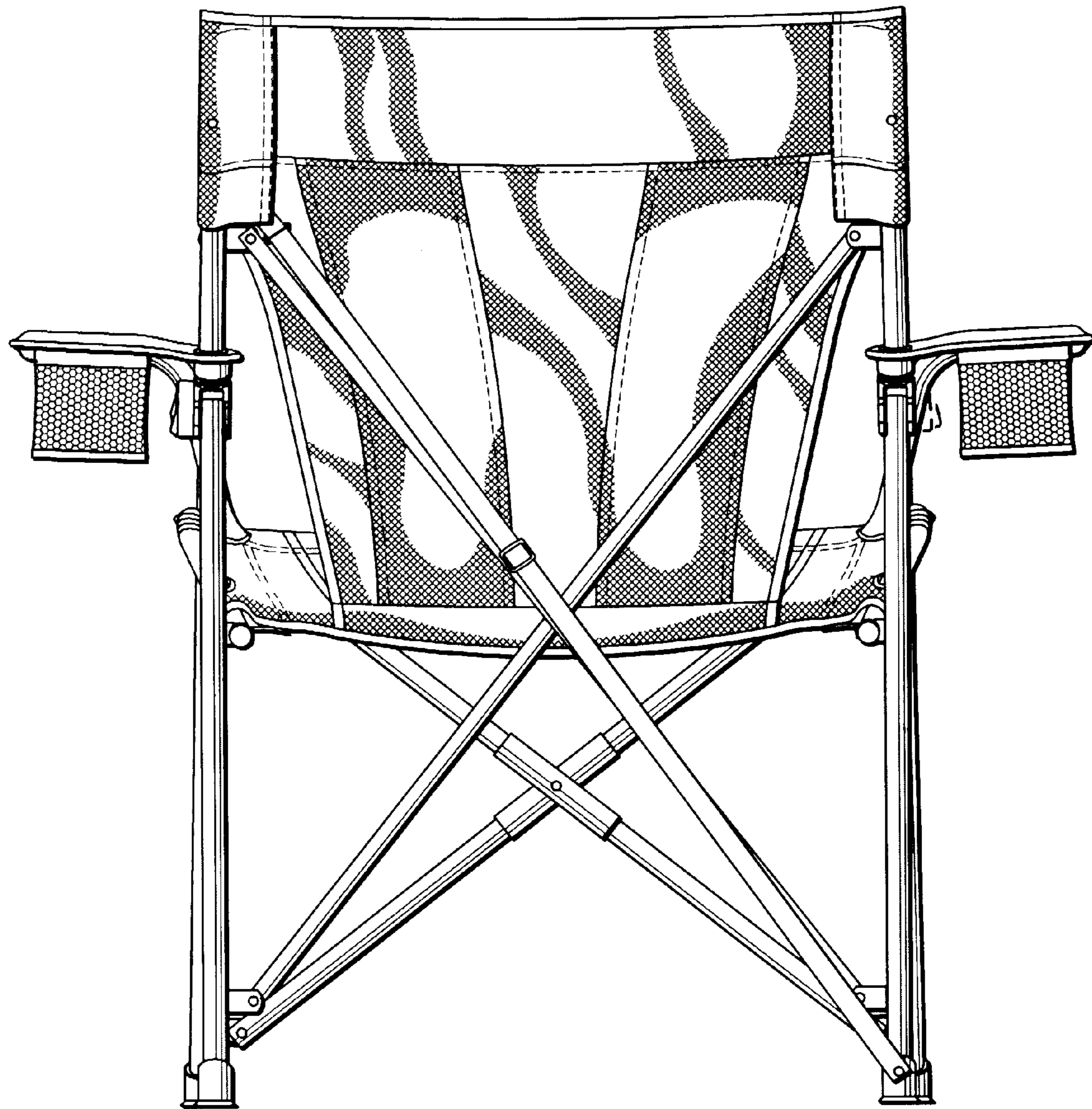


FIG. 5

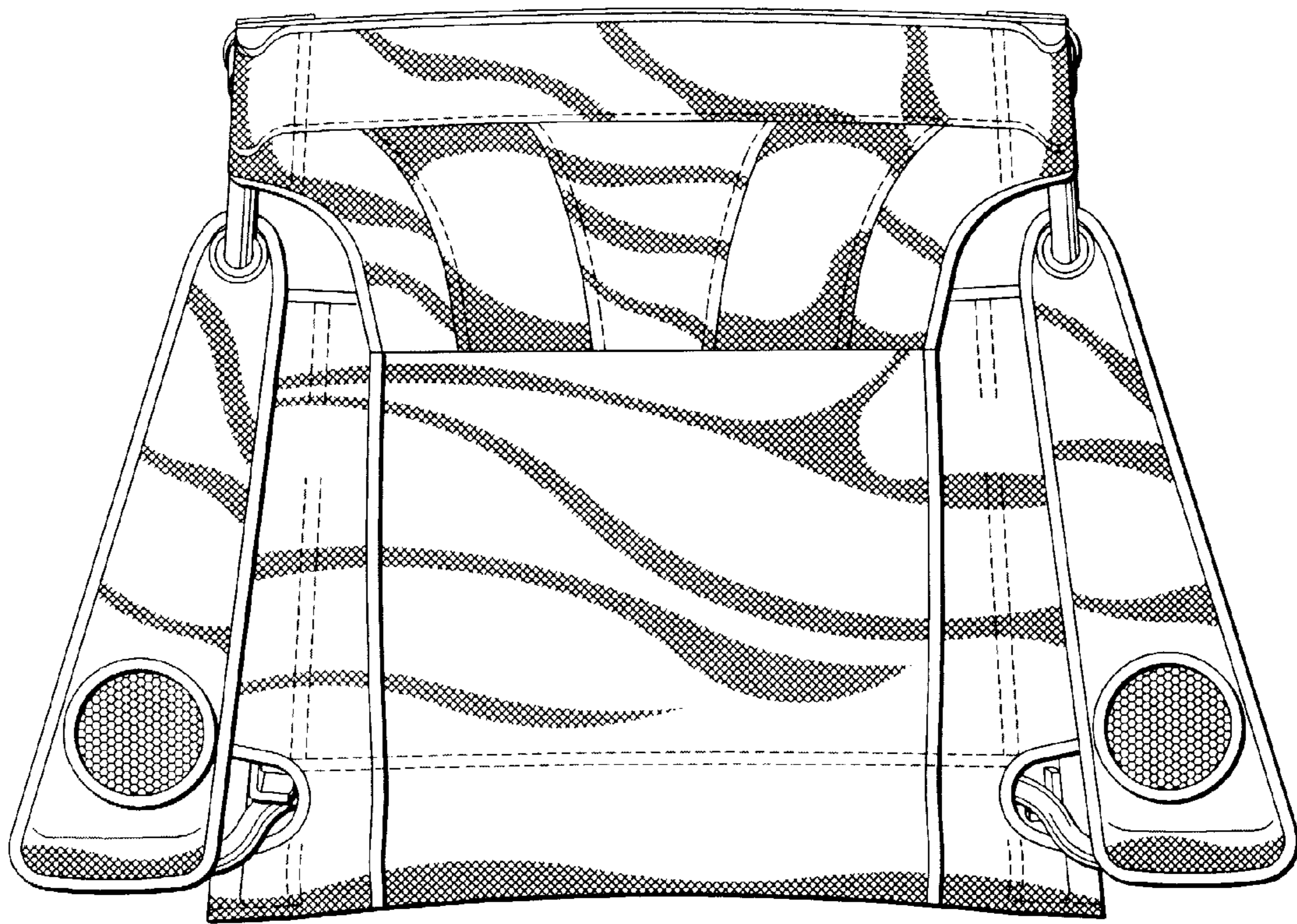


FIG. 6

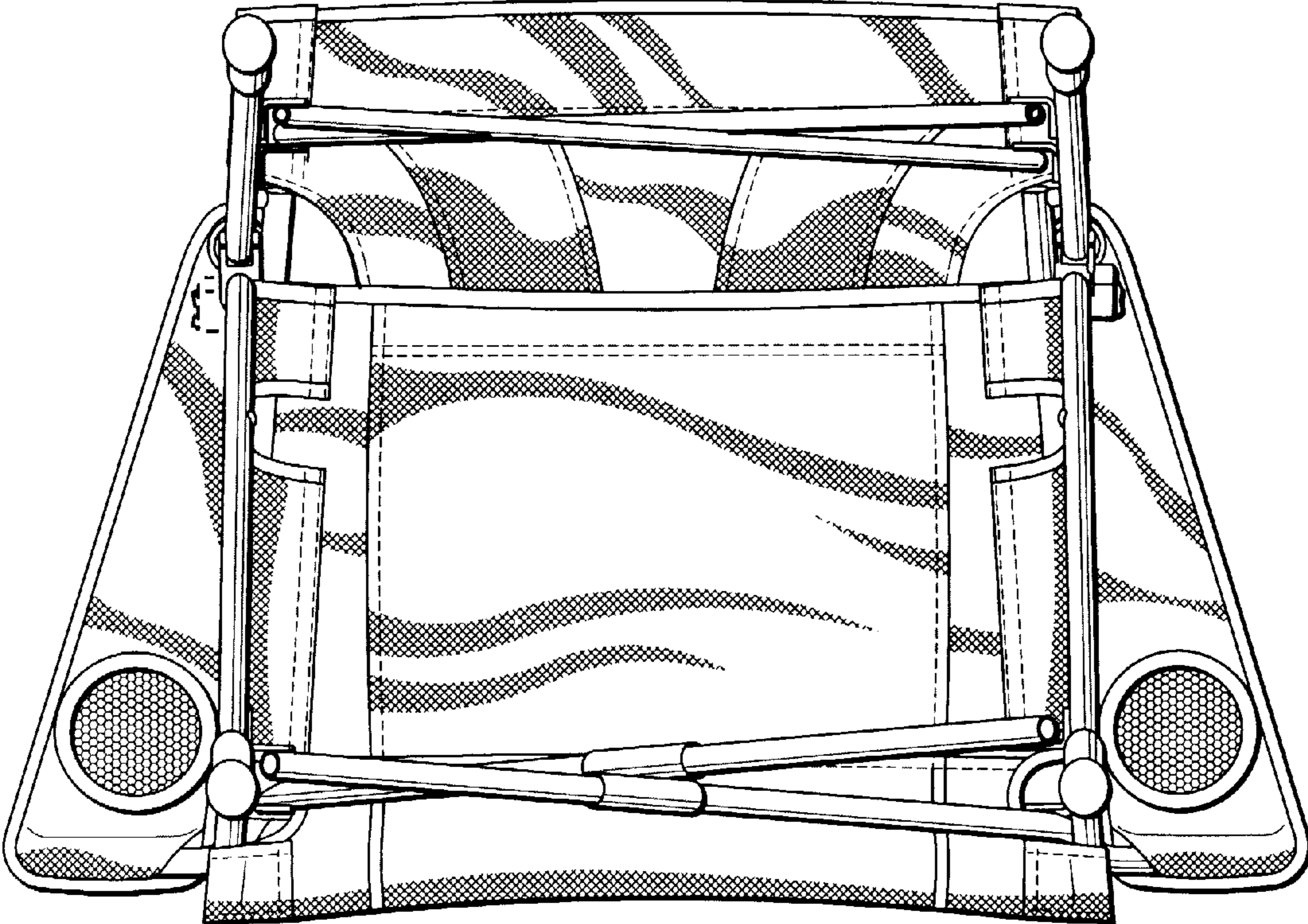


FIG. 7