

US00D593743S

(12) **United States Design Patent**
Belley et al.

(10) **Patent No.:** **US D593,743 S**
(45) **Date of Patent:** **** Jun. 9, 2009**

(54) **FOOTWEAR UPPER**
(75) Inventors: **Manon Belley**, Laval (CA); **Julie St-Louis**, Montreal (CA)
(73) Assignee: **Wolverine World Wide, Inc.**, Rockford, MI (US)

D547,046 S 7/2007 Belley et al.
D550,443 S 9/2007 Belley et al.
D554,341 S 11/2007 Belley et al.
D554,345 S 11/2007 Andersen et al.
D556,996 S 12/2007 Belley et al.
D556,998 S * 12/2007 Belley et al. D2/970
D582,651 S * 12/2008 Andersen et al. D2/970

(**) Term: **14 Years**
(21) Appl. No.: **29/312,631**
(22) Filed: **Nov. 3, 2008**

OTHER PUBLICATIONS

Sebago Spring 2008 Catalog, pp. 38, 39, 55.
Merrell Spring 2008 Catalog, pp. 77, 92, 95.
HP Womens Fall 2007 Catalog, pp. 6, 14.
HP Womens Fall 1997 Catalog, p. 21.
Wolverine 2008-2009 Catalog, pp. 60, 61, 62.

(51) **LOC (9) Cl.** **02-99**
(52) **U.S. Cl.** **D2/970**
(58) **Field of Classification Search** D2/896,
D2/900, 902, 909-913, 946, 969, 970, 972-974;
36/45, 50.1, 77 M, 77 R, 83, 88, 113, 114,
36/126-181

* cited by examiner
Primary Examiner—Stella M Reid
Assistant Examiner—Rashida C McCoy
(74) *Attorney, Agent, or Firm*—Warner Norcross & Judd LLP

See application file for complete search history.

(57) **CLAIM**

The ornamental design for footwear upper, as shown and described.

(56) **References Cited**

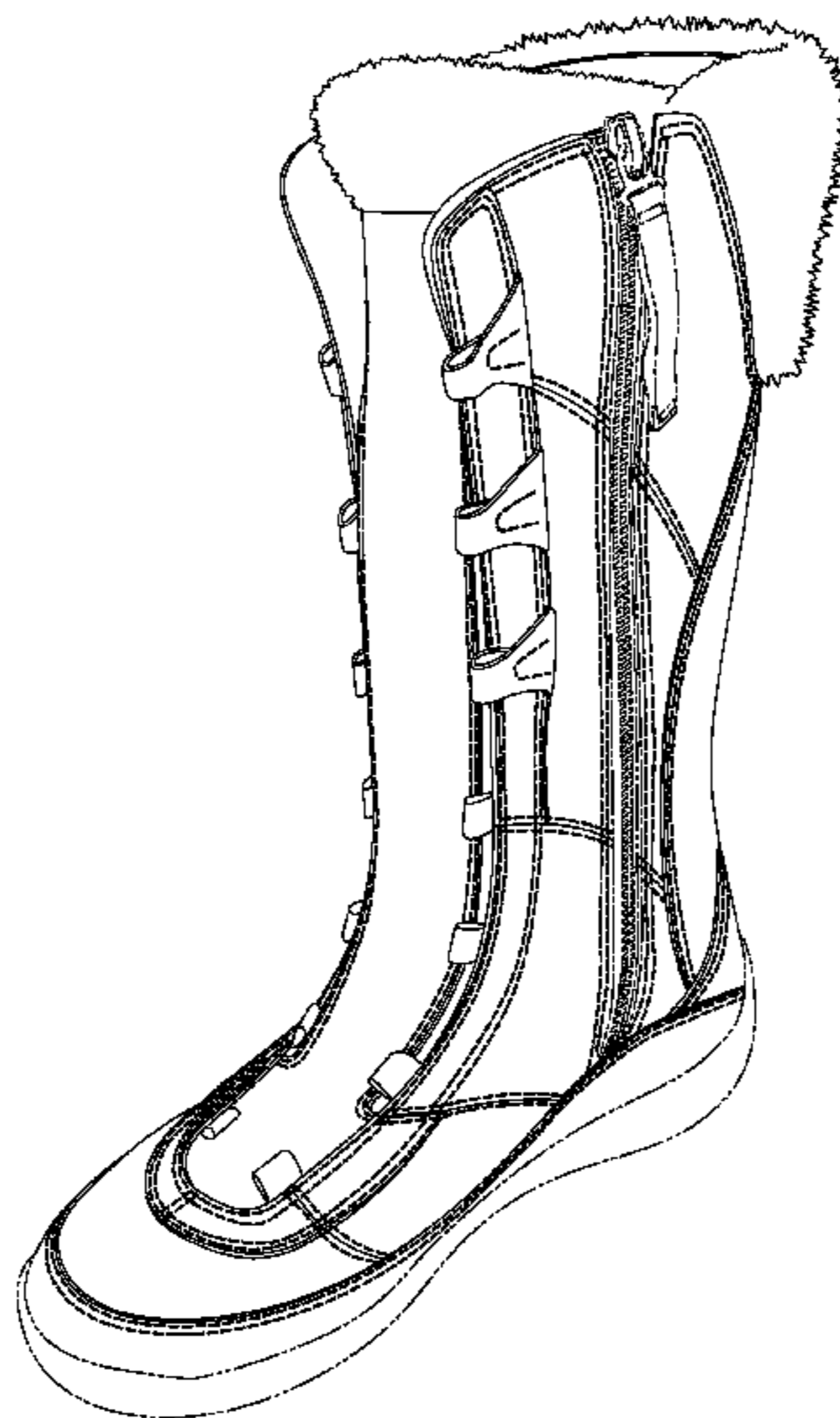
U.S. PATENT DOCUMENTS

D159,577 S * 8/1950 Alpert D2/900
D164,155 S * 8/1951 Bingham, Jr. D2/912
D164,397 S * 9/1951 Barron D2/912
D361,885 S * 9/1995 Hatfield D2/970
D368,361 S * 4/1996 Brooks et al. D2/970
D407,198 S * 3/1999 Brooks et al. D2/970
D457,717 S * 5/2002 Chen D2/969
D481,862 S 11/2003 Urie et al.
D481,863 S 11/2003 Belley et al.
D482,190 S 11/2003 Belley et al.
D497,476 S 10/2004 Huard et al.
D500,583 S 1/2005 Belley et al.
D501,070 S 1/2005 Belley et al.
D526,116 S 8/2006 Corbi Rico
D533,985 S 12/2006 Belley et al.
D538,524 S * 3/2007 Belley et al. D2/970
D539,023 S 3/2007 Belley et al.
D539,024 S 3/2007 Belley et al.
D540,019 S 4/2007 Belley et al.

DESCRIPTION

FIG. 1 is a perspective view of the footwear upper embodying the new design;
FIG. 2 is an enlarged top view thereof;
FIG. 3 is a right side view thereof;
FIG. 4 is a left side view thereof;
FIG. 5 is a front view thereof; and,
FIG. 6 is a rear view thereof.
FIGS. 1-6 show features of an article of footwear in phantom lines. These features are shown for environmental purposes and do not form any part of the claimed design. Further, the phantom lines immediately adjacent the solid-line portions of the design form the boundary of the design, with the phantom lines forming no part of the claimed design.

1 Claim, 5 Drawing Sheets



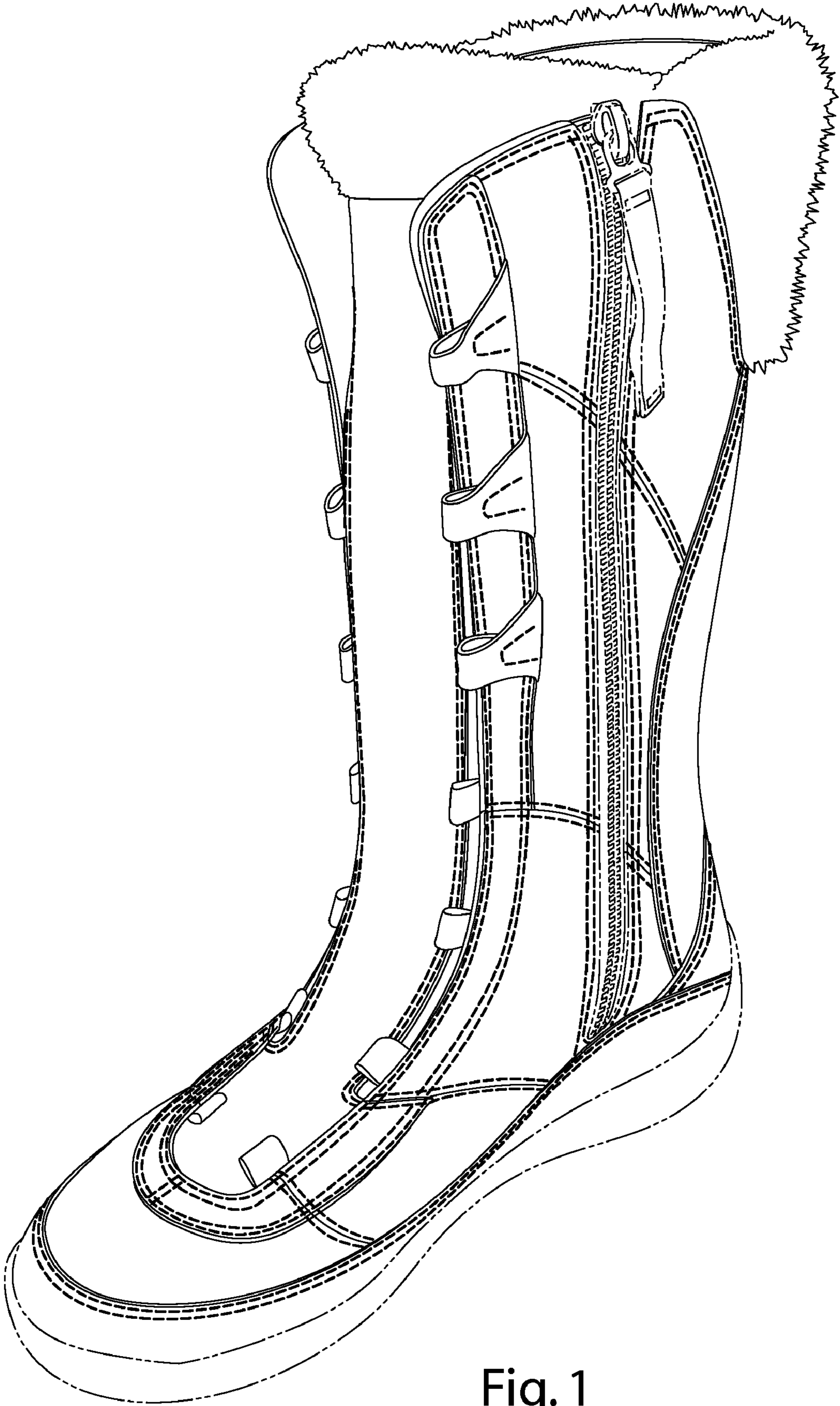


Fig. 1

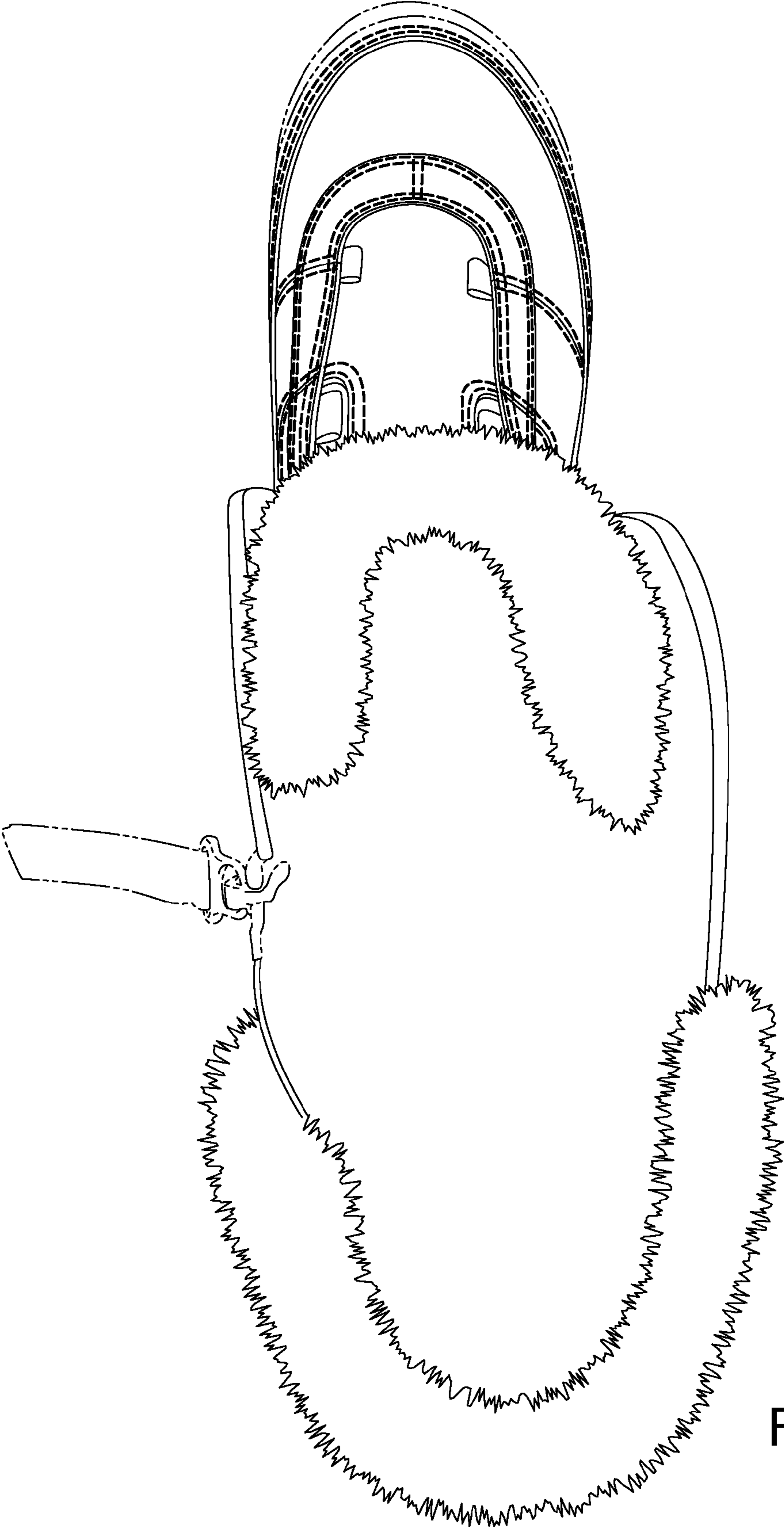


Fig. 2



Fig. 3



Fig. 4

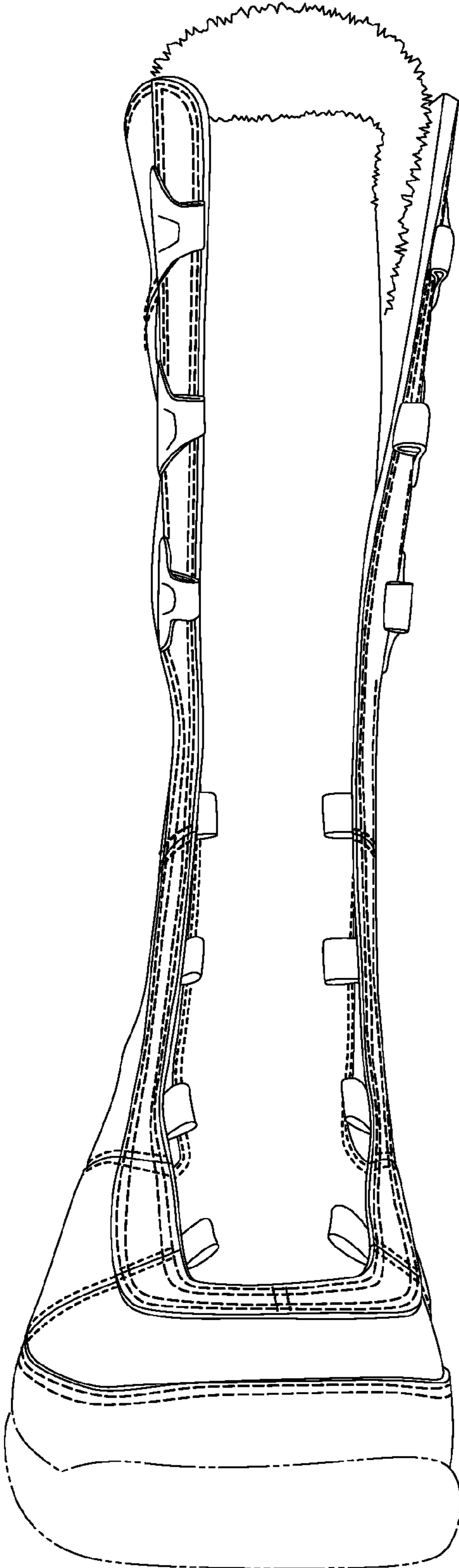


Fig. 5

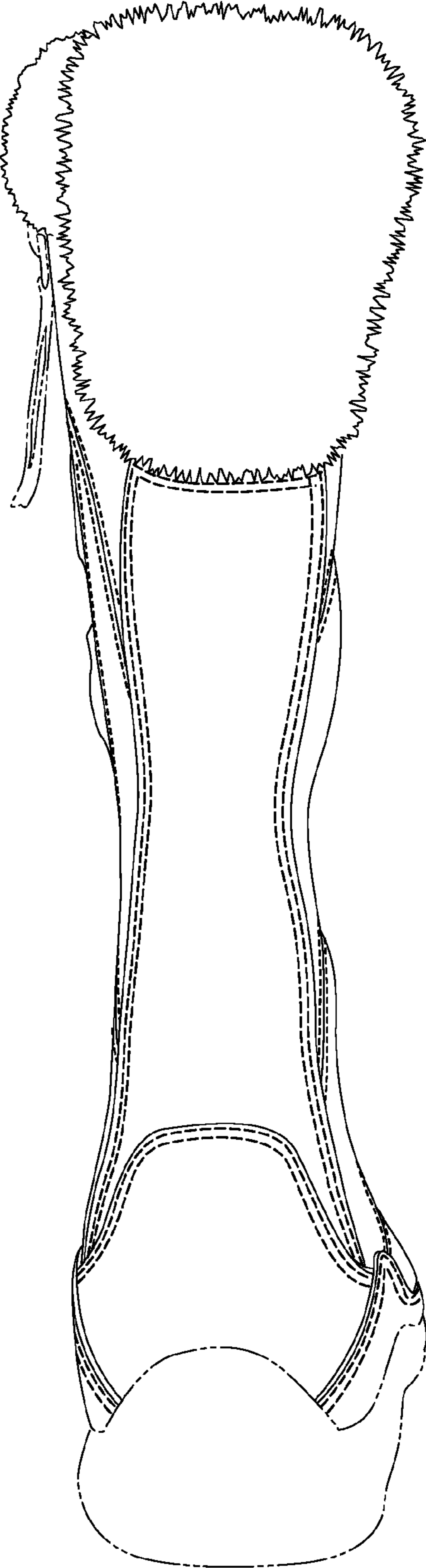


Fig. 6