



US00D593741S

(12) **United States Design Patent**
Vico et al.

(10) **Patent No.:** **US D593,741 S**
(45) **Date of Patent:** **** Jun. 9, 2009**

- (54) **PAIR OF FOOTWEAR SOLES**
- (75) Inventors: **Andrea Vico**, Sant'Elpidio a Mare (IT);
Andrea Della Valle, Sant'Elpidio a Mare (IT)
- (73) Assignee: **TOD'S S.p.A.**, Sant'Elpidio a Mare (Fermo) (IT)

- D309,370 S * 7/1990 Nagai et al. D2/953
- D322,881 S * 1/1992 Bushman D2/953
- D356,665 S * 3/1995 Lucarelli D2/953
- D378,471 S * 3/1997 Winson D2/953
- D387,895 S * 12/1997 Cooper D2/960
- D398,748 S * 9/1998 Hatfield et al. D2/960

(**) Term: **14 Years**

(21) Appl. No.: **29/298,382**

(22) Filed: **Dec. 4, 2007**

(30) **Foreign Application Priority Data**
Jun. 4, 2007 (EM) 000734058

- (51) **LOC (9) Cl.** **02-04**
- (52) **U.S. Cl.** **D2/960; D2/951; D2/952; D2/953**
- (58) **Field of Classification Search** D2/953,
D2/954, 955, 956, 957, 958, 959, 960, 961;
36/3 B, 22 R, 24.5, 25 R, 28, 59 C, 103, 10
See application file for complete search history.

- (56) **References Cited**
U.S. PATENT DOCUMENTS
D53,359 S * 5/1919 Clarke D2/964
D57,110 S 2/1921 Brown
D76,541 S * 10/1928 Hopwood D2/953
1,694,640 A * 12/1928 Buttress 52/451
D83,854 S 4/1931 Funk
D88,763 S * 12/1932 Fowler D2/953
D98,954 S 3/1936 Morgan
D108,320 S 2/1938 Eldon
D114,917 S 5/1939 Cairns
D114,918 S 5/1939 Cairns
D117,330 S 10/1939 Cairns
D128,519 S 7/1941 Hard
D148,451 S 1/1948 Arnoff
2,796,946 A * 6/1957 Kulmann 181/0.5
D186,259 S * 9/1959 Howell D5/53
D268,543 S * 4/1983 Bretschneider D2/953
4,910,882 A * 3/1990 Goller 36/3 B

(Continued)

Primary Examiner—Celia A Murphy
(74) *Attorney, Agent, or Firm*—Knobbe, Martens, Olson & Bear, LLP

(57) **CLAIM**

The ornamental design for a pair of footwear soles, as shown and described herein.

DESCRIPTION

FIG. 1 is a bottom view of the left component of a pair of footwear soles embodying our new design; the right component being a mirror image of FIGS. 1–5;

FIG. 2 is a right side view thereof;

FIG. 3 is a left side view thereof;

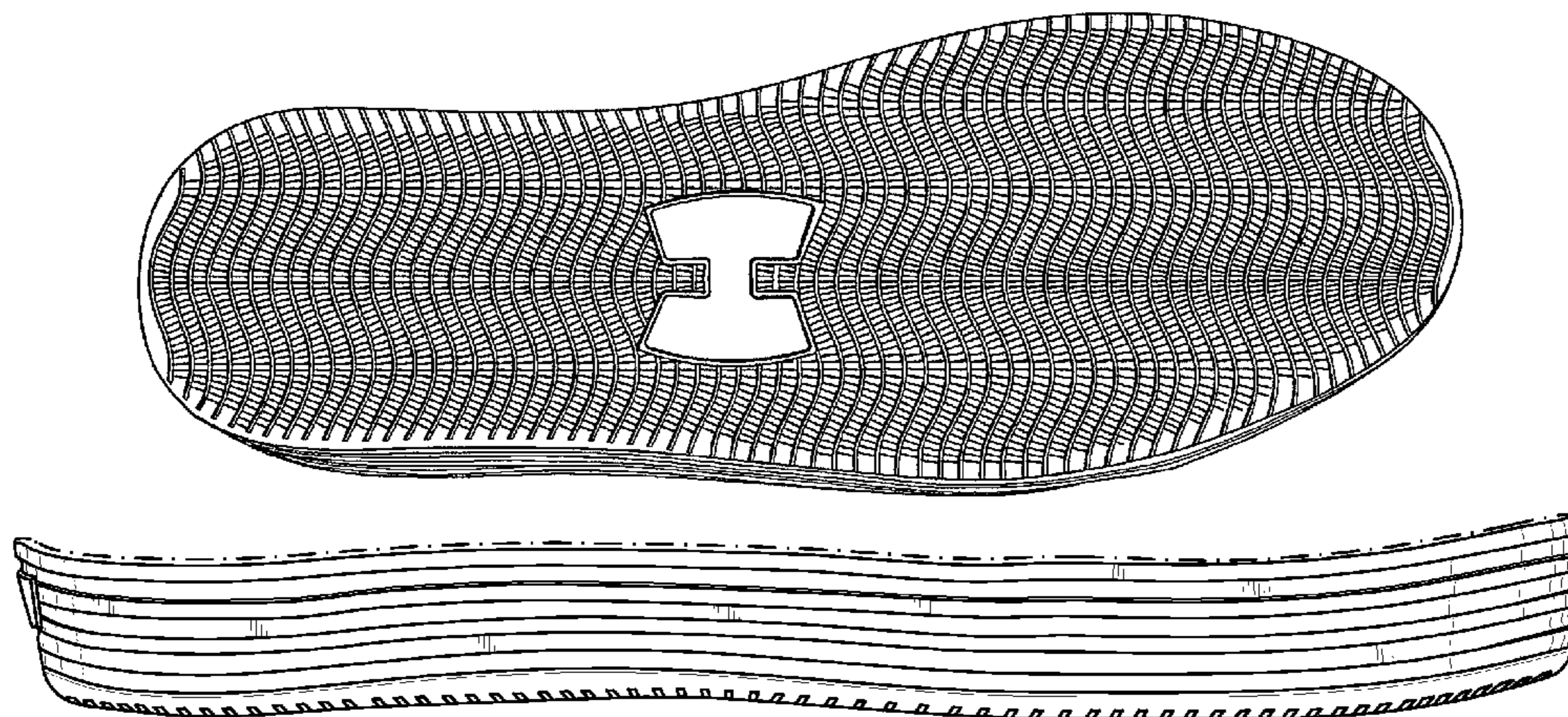
FIG. 4 is a front view thereof; and,

FIG. 5 is a rear view thereof.

The broken dot-dash lines define the boundary of the design, with neither the lines nor the area within them forming any part of the claim.

Additionally, FIGS. 1–5 depict a left footwear sole of the new design. When the design is a right footwear sole, the various views are mirror images of the respective views as shown in FIGS. 1–5.

1 Claim, 3 Drawing Sheets



US D593,741 S

Page 2

U.S. PATENT DOCUMENTS

D434,913 S *	12/2000	Schmidt et al.	D5/53	D543,016 S *	5/2007	Della Valle	D2/953
D450,178 S *	11/2001	Boncutter	D2/917	D552,333 S *	10/2007	McClaskie	D2/953
D454,425 S *	3/2002	Boncutter	D2/919	D552,832 S	10/2007	Hardy	
D459,062 S *	6/2002	Pollastrelli	D2/953	D552,836 S *	10/2007	Della Valle	D2/956
D461,295 S *	8/2002	Pollastrelli	D2/953	7,281,343 B2 *	10/2007	Riha et al.	36/59 C
D470,998 S *	3/2003	Adreliunas et al.	D2/953	D563,633 S	3/2008	Della Valle	
D474,004 S *	5/2003	Kuerbis	D2/953	D570,588 S	6/2008	Petrie	
D474,580 S *	5/2003	Pollastrelli	D2/907	D574,582 S *	8/2008	Della Valle	D2/902
D475,181 S *	6/2003	McClaskie	D2/953	D574,588 S	8/2008	Taylor	
D475,508 S *	6/2003	Pollastrelli	D2/907	D575,037 S *	8/2008	Della Valle	D2/902
D480,540 S *	10/2003	Hoyt et al.	D2/896	D576,385 S	9/2008	Della Valle	
D498,904 S *	11/2004	Lee	D2/953	D577,179 S *	9/2008	Della Valle	D2/907
D529,697 S *	10/2006	Earle	D2/960	D577,180 S *	9/2008	Della Valle	D2/907
D540,516 S *	4/2007	Weitzman	D2/953	D577,181 S *	9/2008	Della Valle	D2/907
D542,010 S	5/2007	Della Valle		2005/0060914 A1 *	3/2005	Fuerst	36/102

* cited by examiner

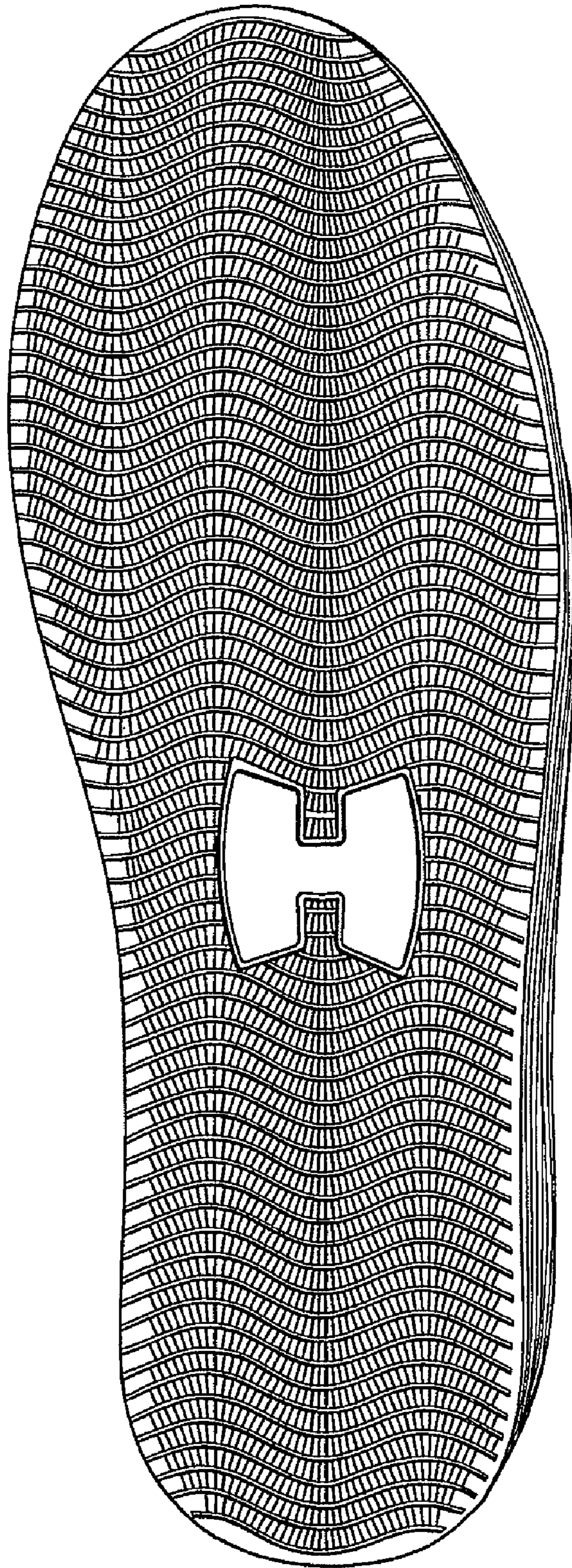


FIG. 1

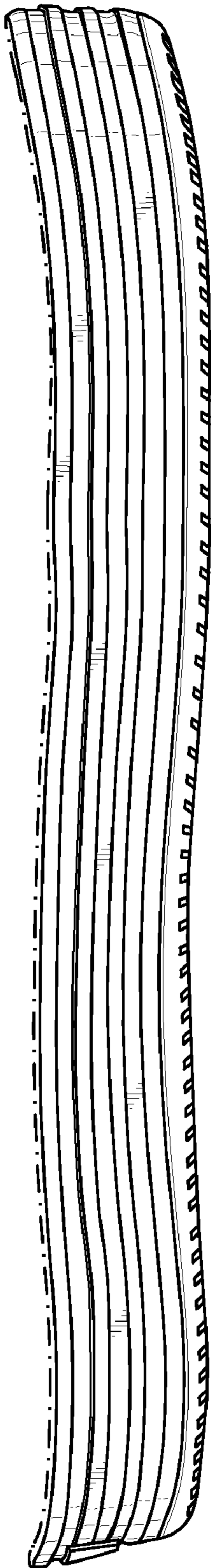


FIG. 2

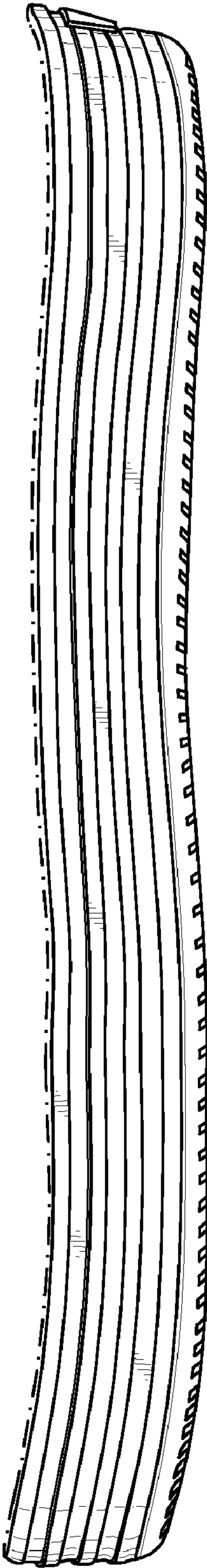


FIG. 3

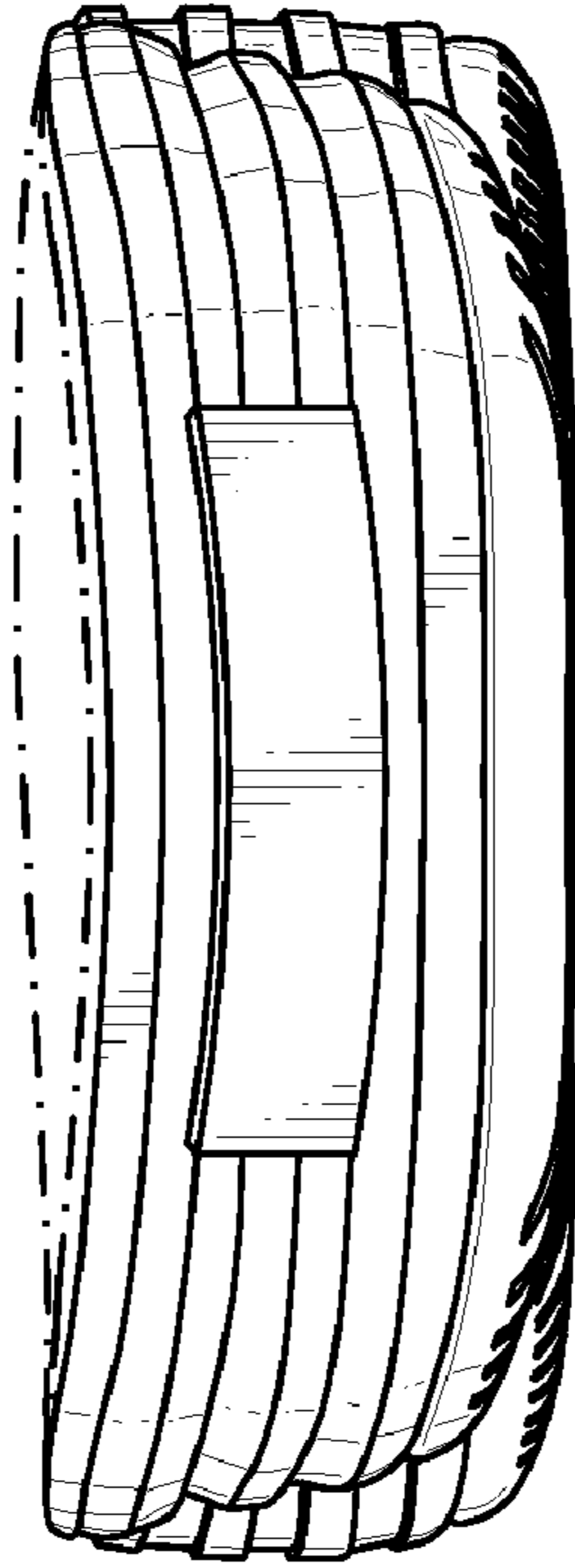


FIG. 4




FIG. 5