



US00D593736S

(12) **United States Design Patent**
Mochen et al.

(10) **Patent No.:** **US D593,736 S**
(45) **Date of Patent:** **** Jun. 9, 2009**

(54) **GOLF SHOE OUTSOLE**
(75) Inventors: **Richard A. Mochen**, Milton, MA (US);
John J. Erickson, Brockton, MA (US);
Douglas K. Robinson, Jr., Mansfield,
MA (US); **James M. Feeney**, Marion,
MA (US)

(73) Assignee: **Acushnet Company**, Fairhaven, MA
(US)

(**) Term: **14 Years**

(21) Appl. No.: **29/325,261**

(22) Filed: **Sep. 29, 2008**

(51) **LOC (9) Cl.** **02-04**

(52) **U.S. Cl.** **D2/954; D2/951; D2/953;**
D2/956; D2/957

(58) **Field of Classification Search** **D2/902,**
D2/946-949, 951-962; 36/3 B, 22 R, 24.5,
36/25 R, 28, 32 R, 34 R, 67 A, 59 C, 127
See application file for complete search history.

(56) **References Cited**

U.S. PATENT DOCUMENTS

| | | | | |
|-----------|------|---------|-----------------|--------|
| 4,742,626 | A * | 5/1988 | Tadiotto | 36/127 |
| 4,866,861 | A * | 9/1989 | Noone | 36/127 |
| 4,885,851 | A * | 12/1989 | Peterson | 36/127 |
| D325,806 | S * | 5/1992 | Austin | D2/955 |
| D384,496 | S * | 10/1997 | Erickson | D2/962 |
| D403,147 | S * | 12/1998 | Erickson | D2/962 |
| D455,543 | S * | 4/2002 | Feeney et al. | D2/953 |
| D469,244 | S * | 1/2003 | Robinson et al. | D2/951 |
| D493,609 | S * | 8/2004 | Robinson et al. | D2/954 |
| 6,817,117 | B1 * | 11/2004 | Campbell | 36/127 |
| D507,400 | S * | 7/2005 | Robinson et al. | D2/959 |
| D509,948 | S * | 9/2005 | Robinson et al. | D2/953 |
| D524,016 | S * | 7/2006 | Robinson et al. | D2/902 |
| D527,876 | S * | 9/2006 | Robinson et al. | D2/953 |
| D527,877 | S * | 9/2006 | Robinson et al. | D2/954 |

| | | | | |
|--------------|------|---------|-----------------|---------|
| D530,892 | S * | 10/2006 | Issler | D2/954 |
| D539,515 | S * | 4/2007 | Robinson et al. | D2/951 |
| D552,336 | S * | 10/2007 | Parekh et al. | D2/959 |
| D560,885 | S * | 2/2008 | Lane et al. | D2/953 |
| D561,444 | S * | 2/2008 | Feeney et al. | D2/960 |
| D571,992 | S * | 7/2008 | Robinson et al. | D2/969 |
| D573,330 | S * | 7/2008 | Robinson et al. | D2/947 |
| D586,989 | S * | 2/2009 | Dave et al. | D2/956 |
| D587,441 | S * | 3/2009 | Lane et al. | D2/956 |
| 2006/0090373 | A1 * | 5/2006 | Savoie et al. | 36/67 D |
| 2006/0130361 | A1 * | 6/2006 | Robinson et al. | 36/25 R |
| 2007/0240337 | A1 * | 10/2007 | Belluto | 36/134 |
| 2008/0022560 | A1 * | 1/2008 | Grimmeisen | 36/114 |
| 2008/0072460 | A1 * | 3/2008 | Robinson et al. | 36/134 |
| 2008/0282579 | A1 * | 11/2008 | Bobbett et al. | 36/127 |
| 2009/0013561 | A1 * | 1/2009 | Robinson et al. | 36/127 |
| 2009/0056169 | A1 * | 3/2009 | Robinson et al. | 36/102 |

* cited by examiner

Primary Examiner—Celia A Murphy

(74) *Attorney, Agent, or Firm*—D. Michael Burns

(57) **CLAIM**

The ornamental design for a golf shoe outsole, as shown and described.

DESCRIPTION

FIG. 1 is a perspective view of a golf shoe outsole showing our new design;

FIG. 2 is a front elevational view thereof;

FIG. 3 is a rear elevational view thereof;

FIG. 4 is a left side elevational view thereof;


FIG. 5 is a top plan view thereof;

FIG. 6 is a bottom plan view thereof; and,

FIG. 7 is a right side elevational view thereof.

The broken lines showing a shoe upper and cleats in FIGS. 1-7 is for illustrative purposes only and represent the portions of the design that form no part of the claim.

1 Claim, 3 Drawing Sheets



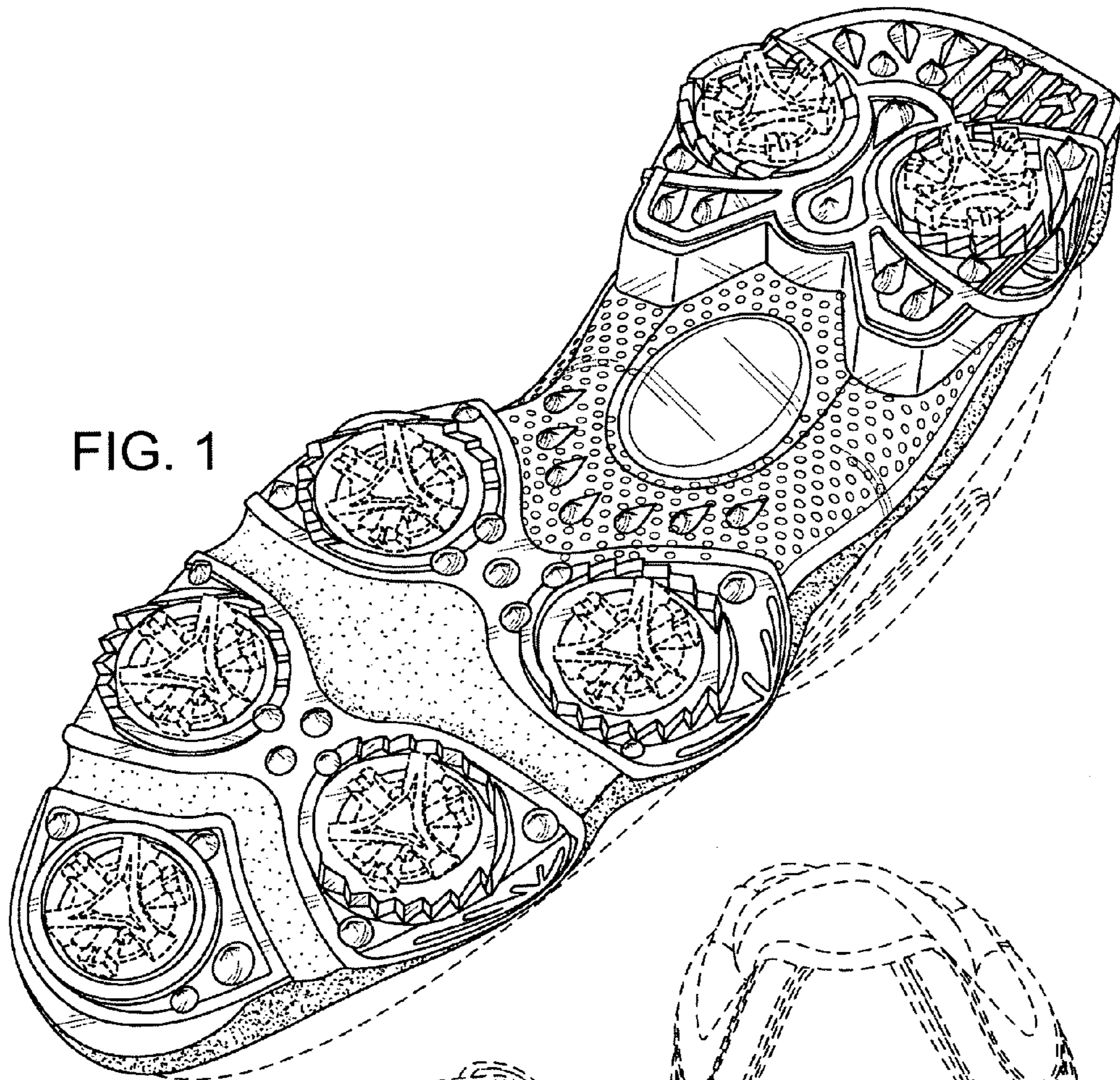


FIG. 1

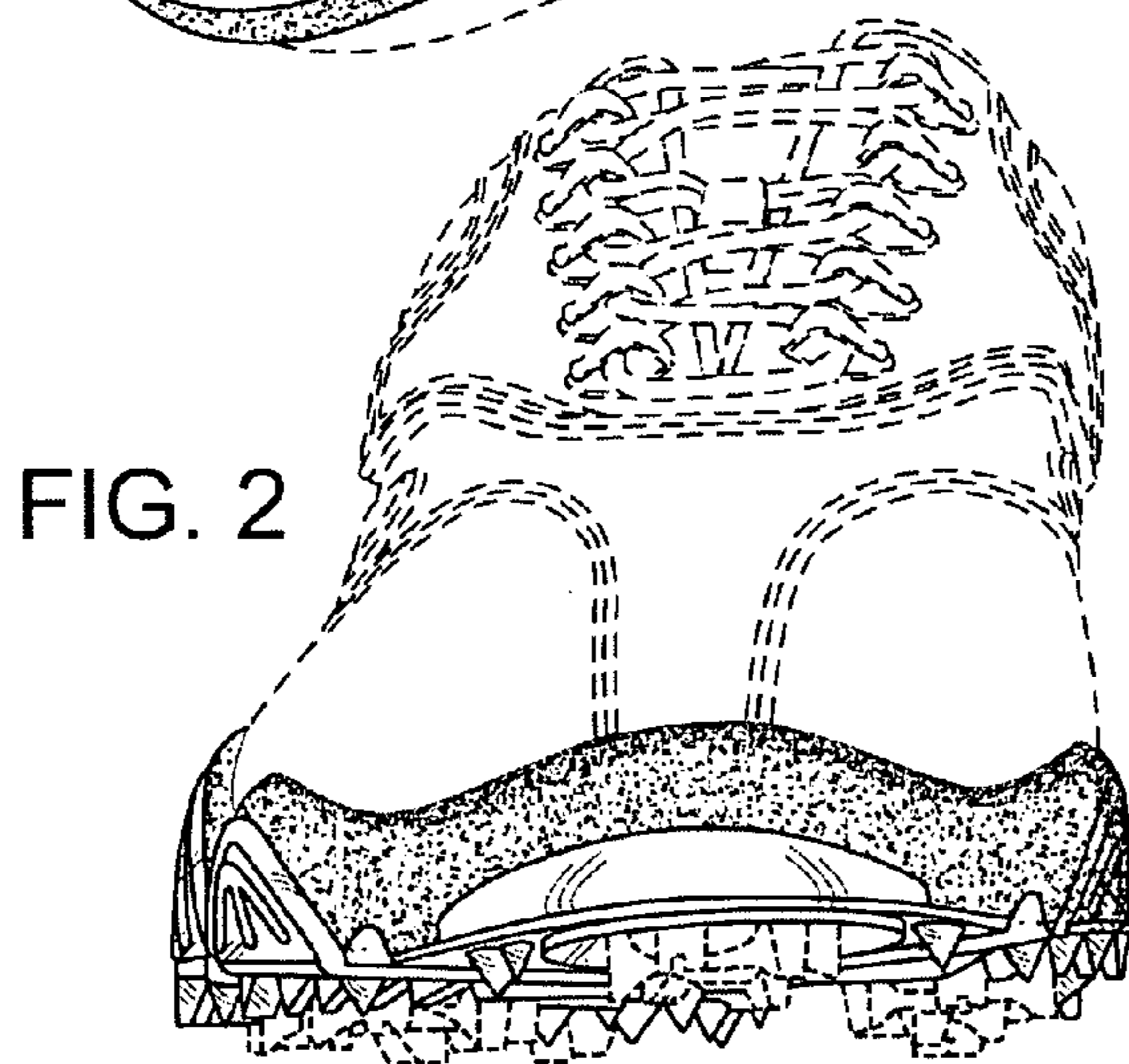


FIG. 2

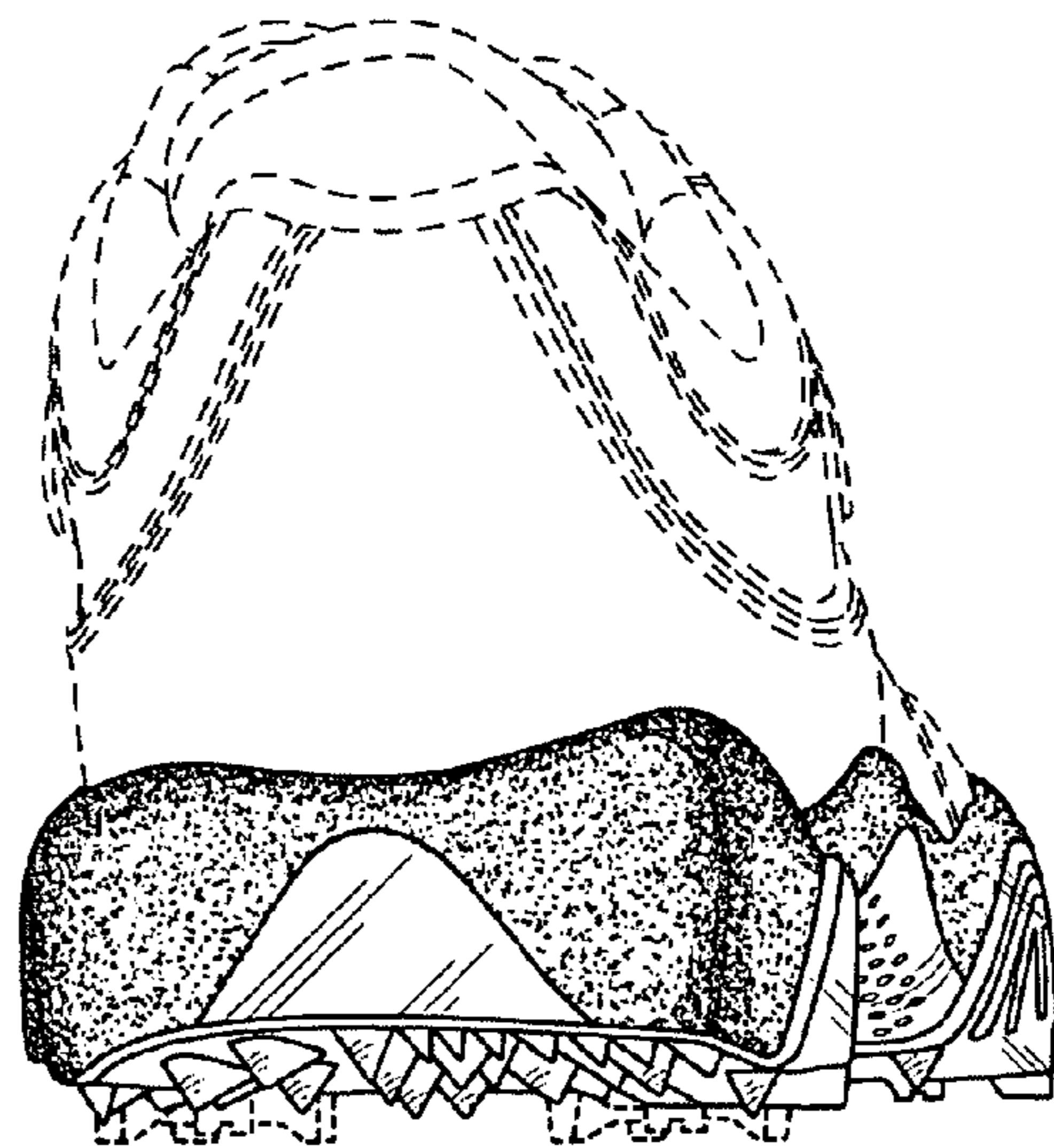


FIG. 3

FIG. 4

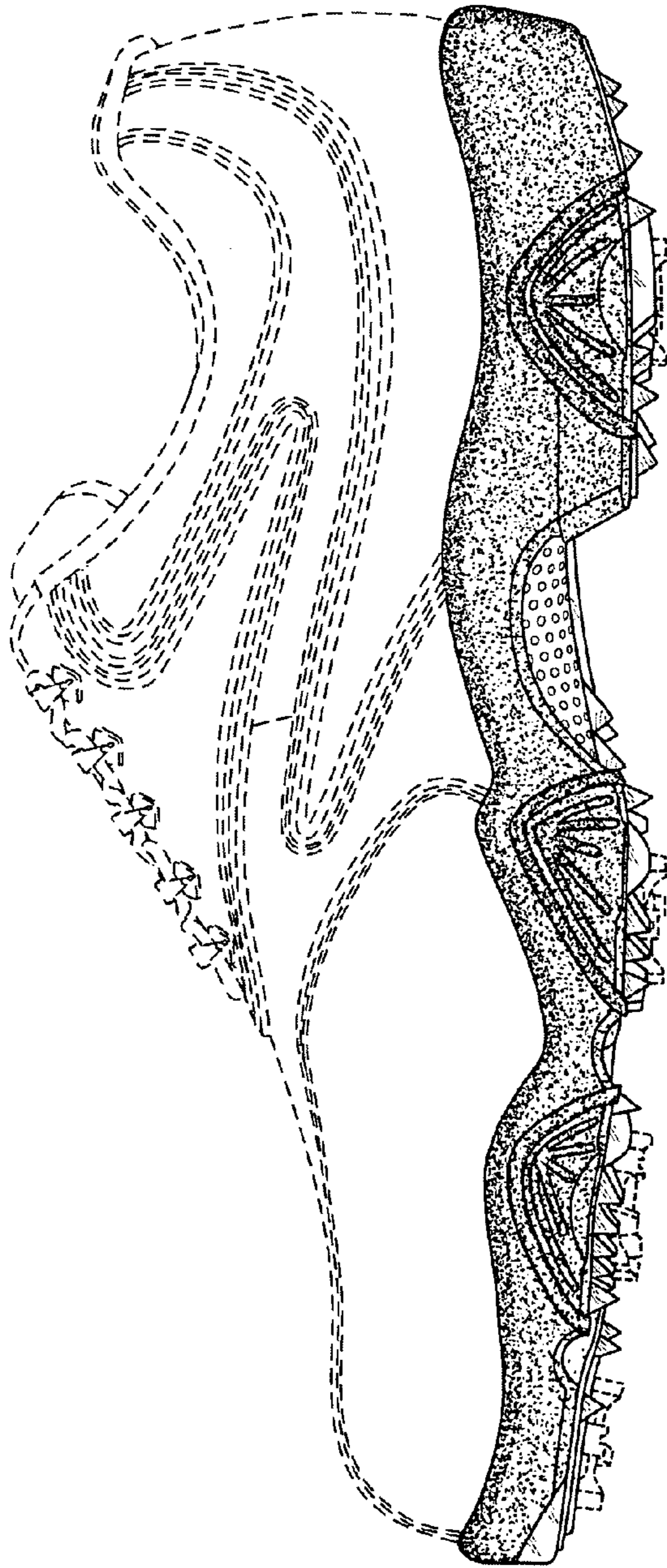
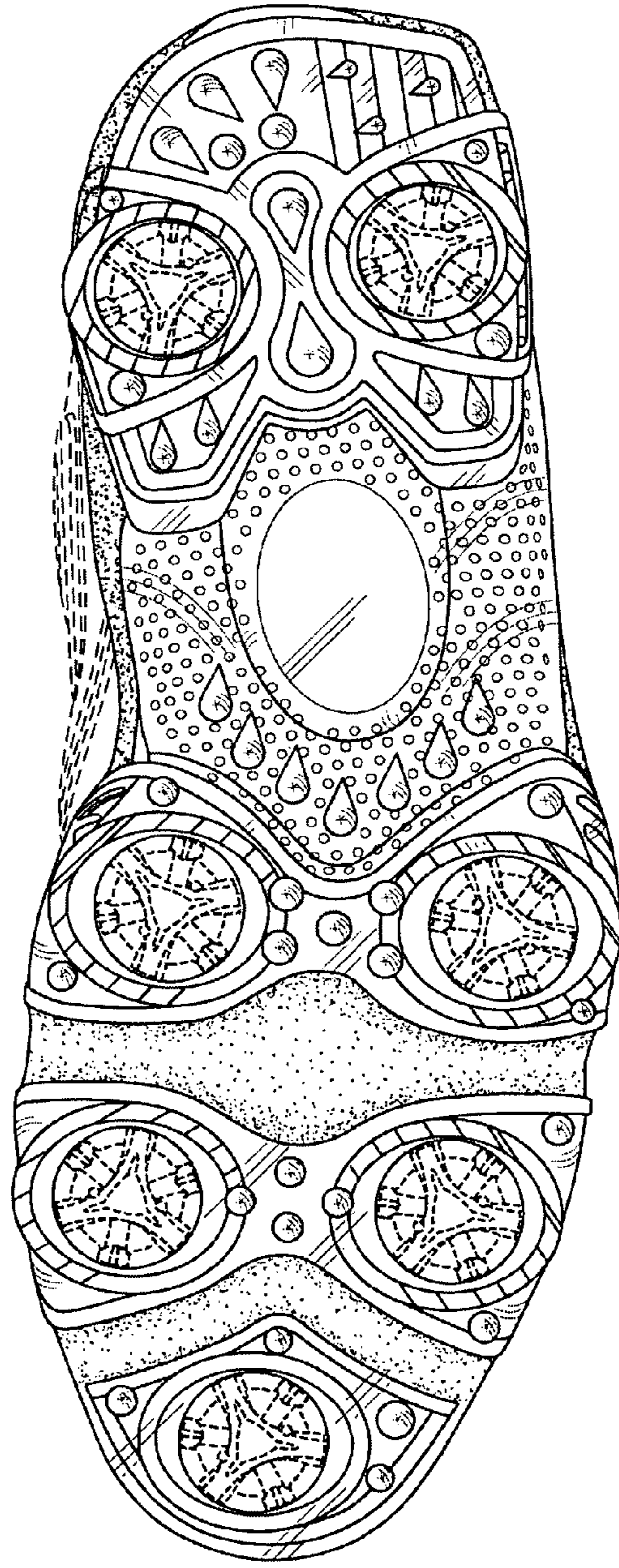


FIG. 5



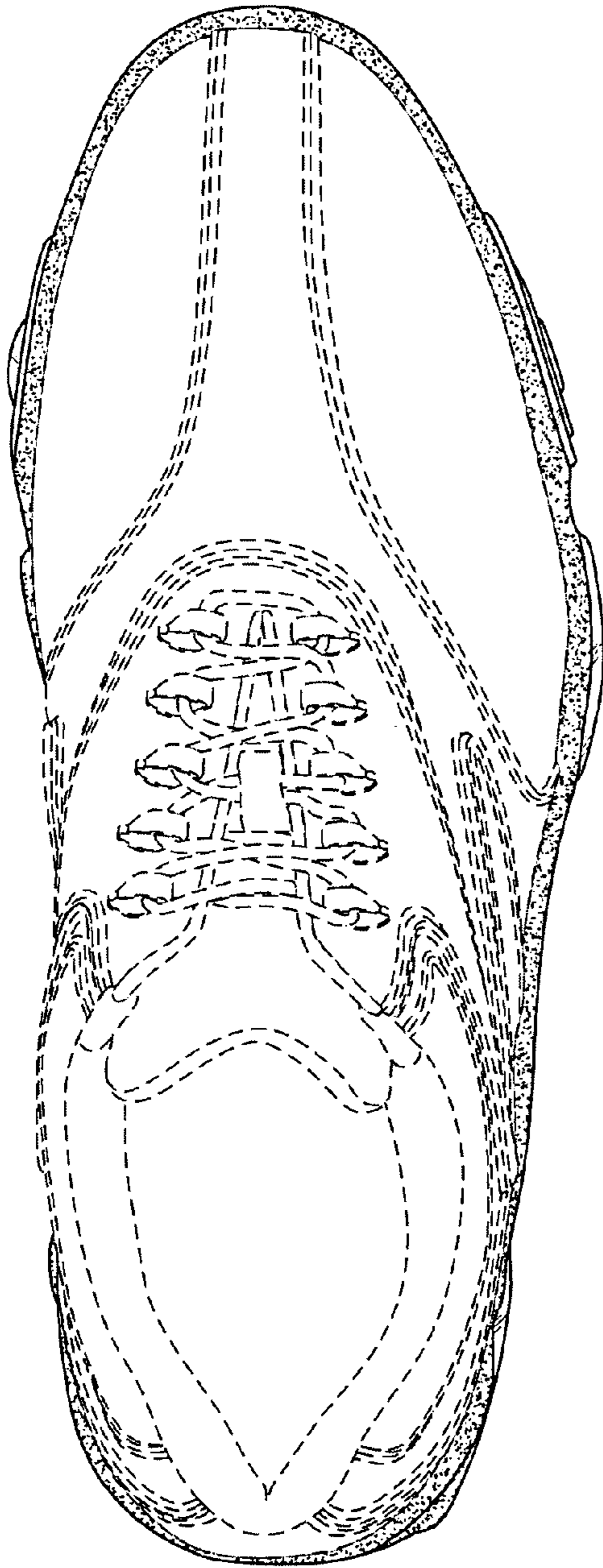


FIG. 6

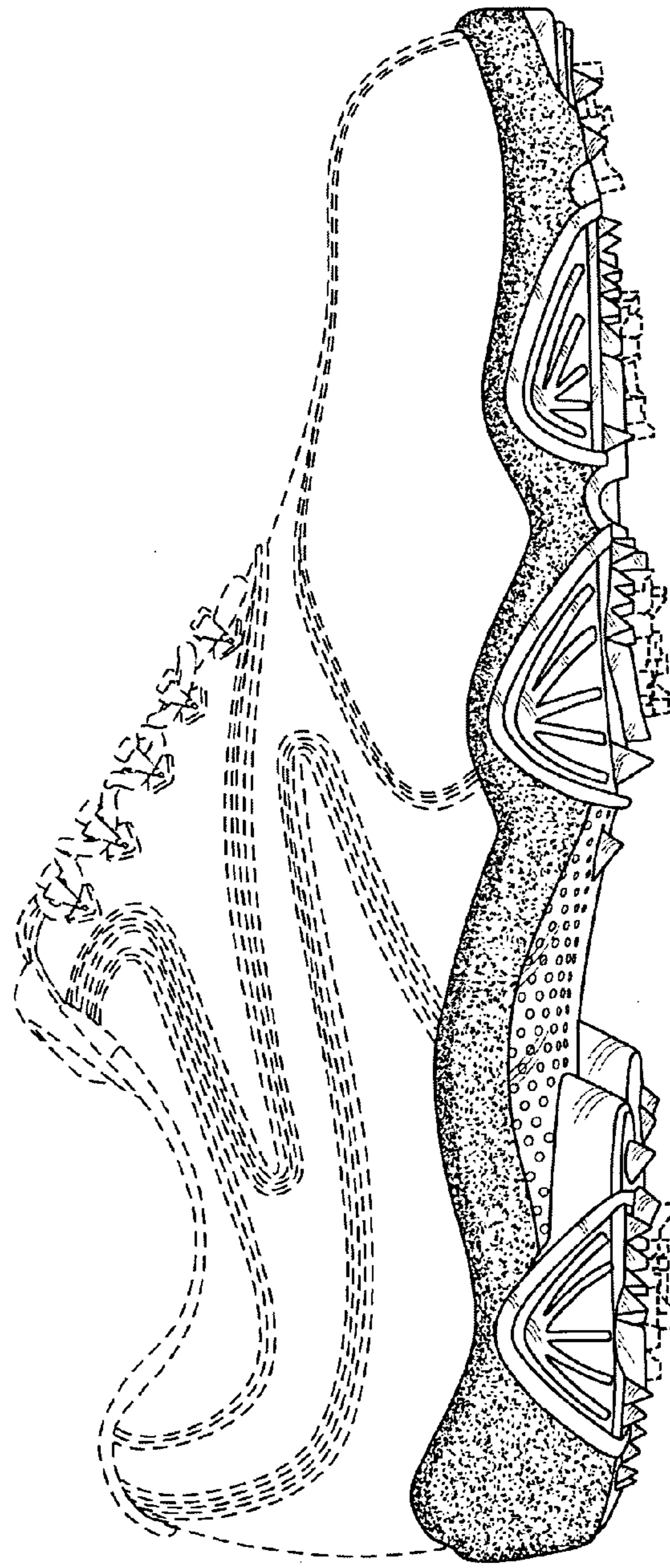


FIG. 7