

US00D593727S

(12) **United States Design Patent**
Willoughby et al.

(10) **Patent No.:** **US D593,727 S**
(45) **Date of Patent:** **** Jun. 9, 2009**

(54) **GRID SHAPED CEREAL PIECE**
(75) Inventors: **Chris L. Willoughby**, Battle Creek, MI
(US); **Maria Ruhlman**, Battle Creek, MI
(US); **Charles A. Smith**, Marshall, MI
(US)

(73) Assignee: **Kellogg Company**, Battle Creek, MI
(US)

(**) Term: **14 Years**

(21) Appl. No.: **29/303,230**

(22) Filed: **Feb. 4, 2008**

(51) **LOC (9) Cl.** **01-01**
(52) **U.S. Cl.** **D1/120**
(58) **Field of Classification Search** D1/120-121,
D1/124-129, 199; 426/94-95, 89, 128, 138-139,
426/144, 293, 383, 438-439, 445-446, 449-450,
426/458-460, 462-463, 496, 502-504, 512,
426/516, 543, 549-550, 556, 618-621, 625,
426/629, 805, 808, 96, 104
See application file for complete search history.

(56) **References Cited**

U.S. PATENT DOCUMENTS

713,795	A *	11/1902	Perky	426/560
D119,054	S *	2/1940	Tolmack	D1/199
2,398,636	A *	4/1946	Henney et al.	426/513
D213,034	S	12/1968	Slaybaugh		
D219,802	S *	2/1971	Talbot	D1/120
D228,320	S	9/1973	Forbes		
D323,232	S	1/1992	Duffy		
D323,233	S	1/1992	Duffy		
D323,234	S	1/1992	Duffy		
D323,235	S	1/1992	Duffy		

5,176,936	A	1/1993	Creighton		
D334,274	S	3/1993	Creighton		
D347,515	S	6/1994	Creighton		
5,536,162	A *	7/1996	Juranovic et al.	425/462
D379,857	S	6/1997	Citarella		
D385,085	S *	10/1997	Benson et al.	D1/120
D423,186	S	4/2000	Stalder		
D458,729	S	6/2002	Bajema		
D469,593	S	2/2003	Funk		
D493,603	S *	8/2004	Steele et al.	D1/125
D513,107	S *	12/2005	Harrington	D1/120
D515,771	S	2/2006	Evitts		
D552,327	S *	10/2007	Aleman et al.	D1/125
D578,276	S *	10/2008	Pavan	D1/128
2005/0118318	A1 *	6/2005	Mihalos et al.	426/549
2006/0193963	A1	8/2006	Harrington		

* cited by examiner

Primary Examiner—Cathron C Brooks

Assistant Examiner—Barbara Fox

(74) *Attorney, Agent, or Firm*—Dickinson Wright PLLC

(57) **CLAIM**

We claim the ornamental design for the grid shaped cereal piece, as shown and described.

DESCRIPTION


FIG. 1 is a top view of the grid shaped cereal piece of the present invention.

FIG. 2 is a bottom view of the grid shaped cereal piece of the present invention.

FIG. 3 is a first side view of the grid shaped cereal piece of the present invention; and,

FIG. 4 is a second side view of the grid shaped cereal piece of the present invention.

1 Claim, 1 Drawing Sheet






Fig-1




Fig-2

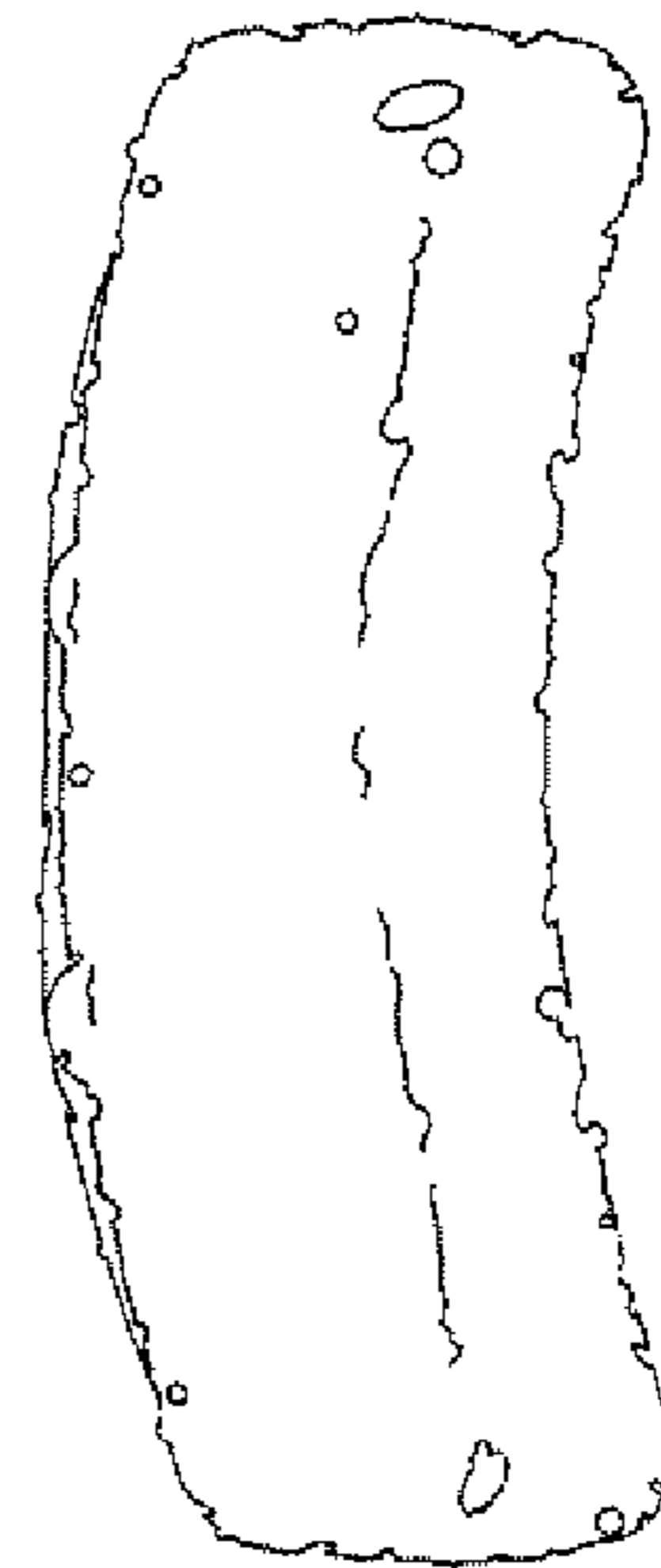


Fig-3

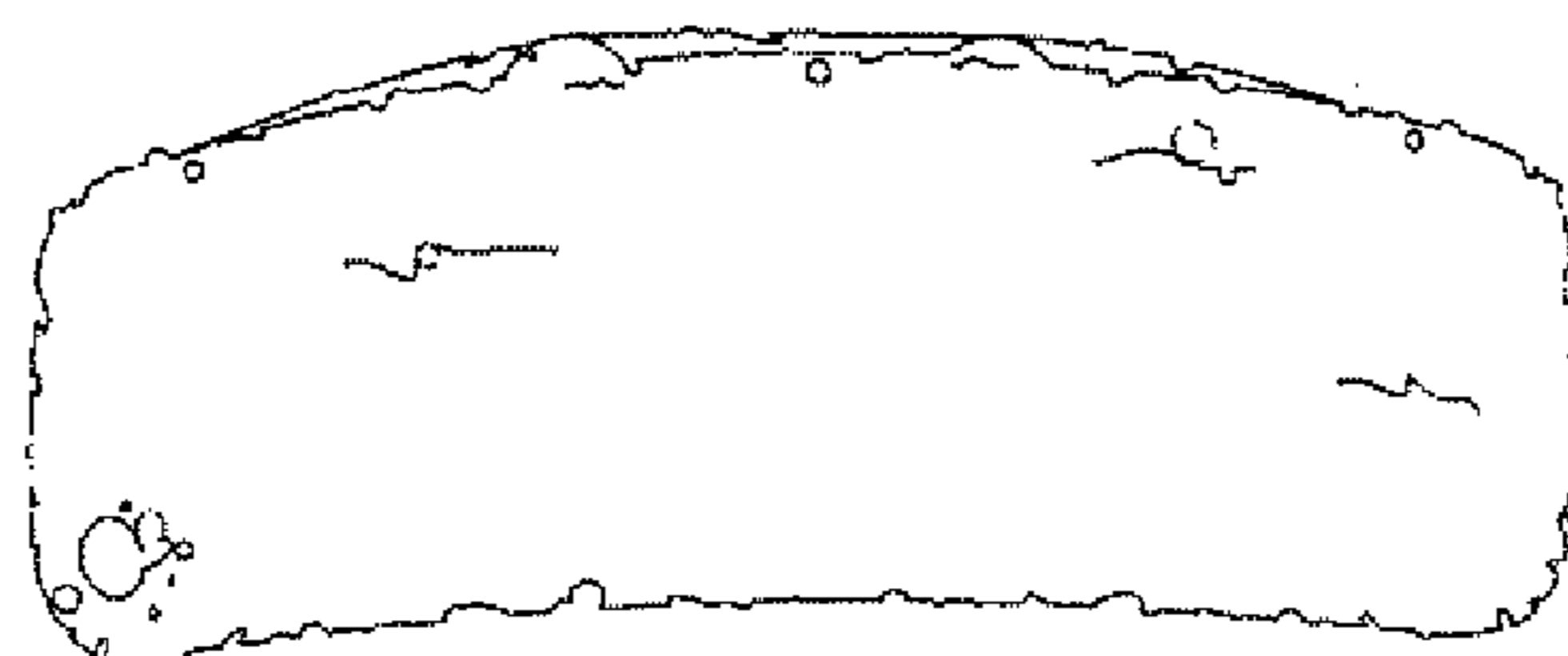


Fig-4