



US00D593715S

(12) **United States Design Patent**
Scheffer et al.

(10) **Patent No.:** **US D593,715 S**
(45) **Date of Patent:** **** Jun. 2, 2009**

(54) **ANKLE PROTECTOR**

(75) Inventors: **Harald Scheffer**, Merzig (DE); **Robert Steed**, Wickham Bishops (GB)

(73) Assignee: **Task Force Properties & Investments, Ltd.** (GB)

(**) Term: **14 Years**

(21) Appl. No.: **29/294,276**

(22) Filed: **Jan. 2, 2008**

(30) **Foreign Application Priority Data**

Jul. 3, 2007 (EM) 000751144

(51) **LOC (9) Cl.** **29-02**

(52) **U.S. Cl.** **D29/121.2**

(58) **Field of Classification Search** D29/100,
D29/101.1, 101.2, 101.3, 101.4, 101.5, 120.1,
D29/120.2, 121.1, 121.2, 122; D2/901; D24/190;
2/16, 20-24, 62, 267, 455, 461, 463, 910,
2/911; 602/3, 5, 6, 16, 23, 26
See application file for complete search history.

(56) **References Cited**

U.S. PATENT DOCUMENTS

1,397,095	A *	11/1921	Hamilton	602/65
3,504,668	A *	4/1970	Boudon	602/28
4,665,904	A *	5/1987	Lerman	602/27
4,865,023	A *	9/1989	Craythorne et al.	602/27
5,135,473	A *	8/1992	Epler et al.	602/62
5,520,628	A *	5/1996	Wehr	602/23
6,234,988	B1	5/2001	Brother et al.		
6,245,035	B1 *	6/2001	Schrijver	602/27
6,298,484	B1	10/2001	Beckman		
6,503,218	B1 *	1/2003	Ascheman	602/23

6,929,617	B2 *	8/2005	McCormick et al.	602/65
7,022,096	B1 *	4/2006	Alferi	602/65
2003/0046749	A1	3/2003	Davies		

FOREIGN PATENT DOCUMENTS

DE	203 01 027	1/2003
GB	2375077	6/2002
WO	WO/2004/043176	5/2004

OTHER PUBLICATIONS

Search Report from UK IPO (3 pages).

* cited by examiner

Primary Examiner—Raphael Barkai

Assistant Examiner—Randall H Gholson

(74) *Attorney, Agent, or Firm*—Renner, Kenner, Greive, Bobak, Taylor & Weber

(57) **CLAIM**

We claim the ornamental design for ankle protector, as shown and described.

DESCRIPTION

FIG. 1 is a partial right side and rear perspective view of an ankle protector of the present invention;

FIG. 2 is a front view of the ankle protector of FIG. 1;

FIG. 3 is a back view of the ankle protector of FIG. 1;

FIG. 4 is a top view of the ankle protector of FIG. 1;

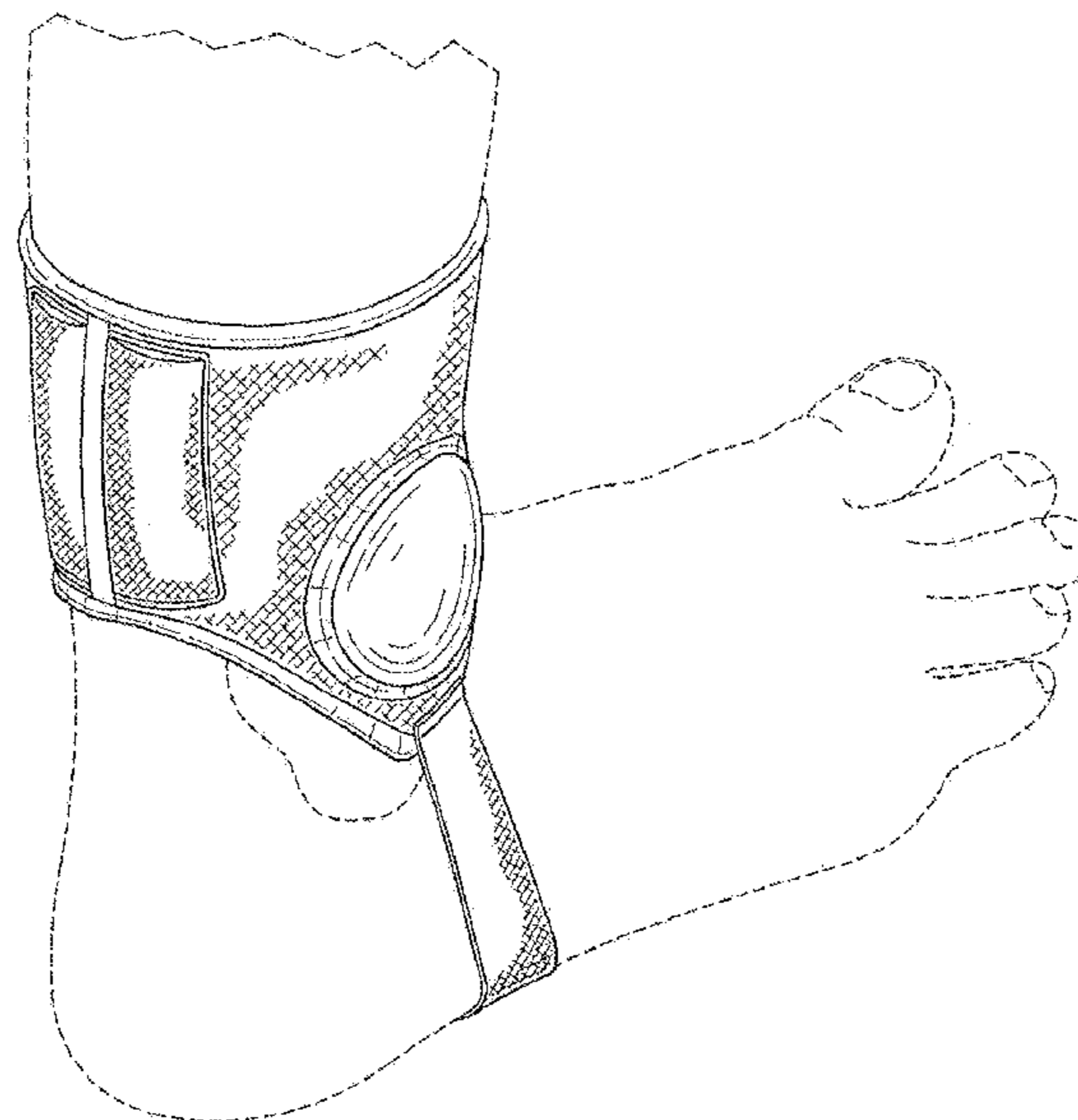
FIG. 5 is a bottom view of the ankle protector of FIG. 1;

FIG. 6 is a right side view of the ankle protector of FIG. 1; and,

FIG. 7 is a left side view of the ankle protector of FIG. 1.

The broken lines shown in FIG. 1 are included for the purpose of illustration and form no part of the claimed design.

1 Claim, 3 Drawing Sheets



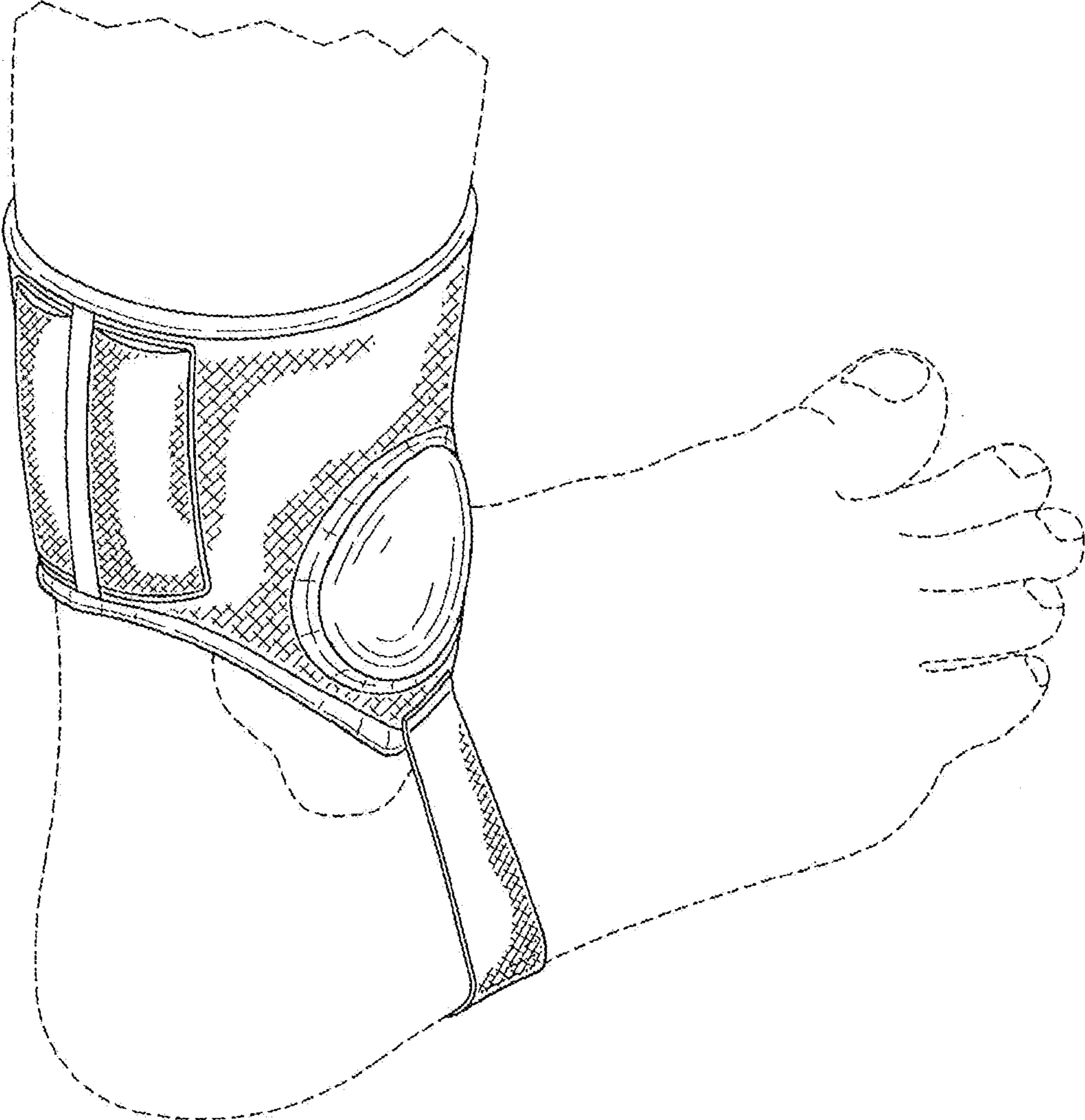


FIG-1




FIG-2




FIG-3

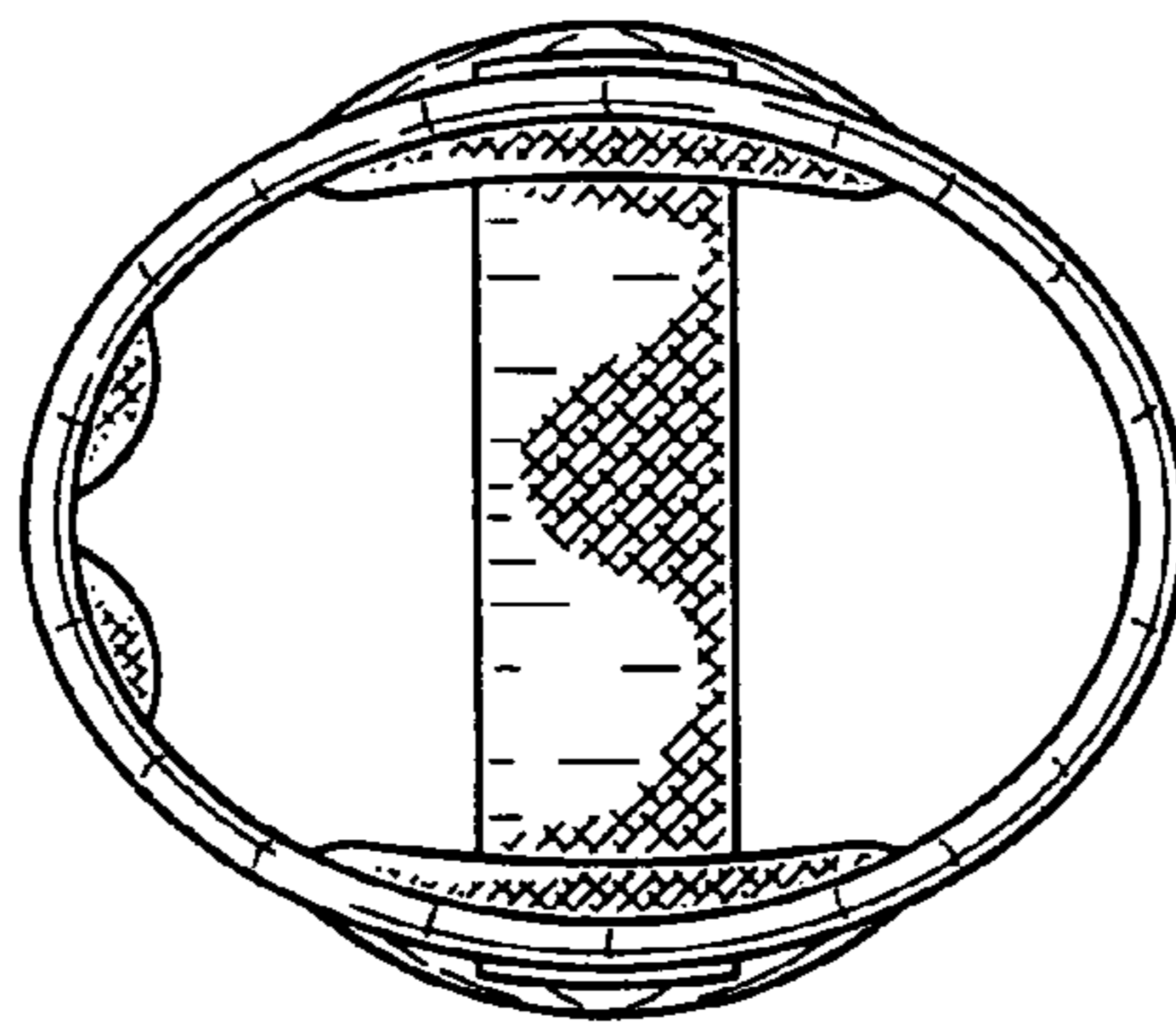


FIG-4

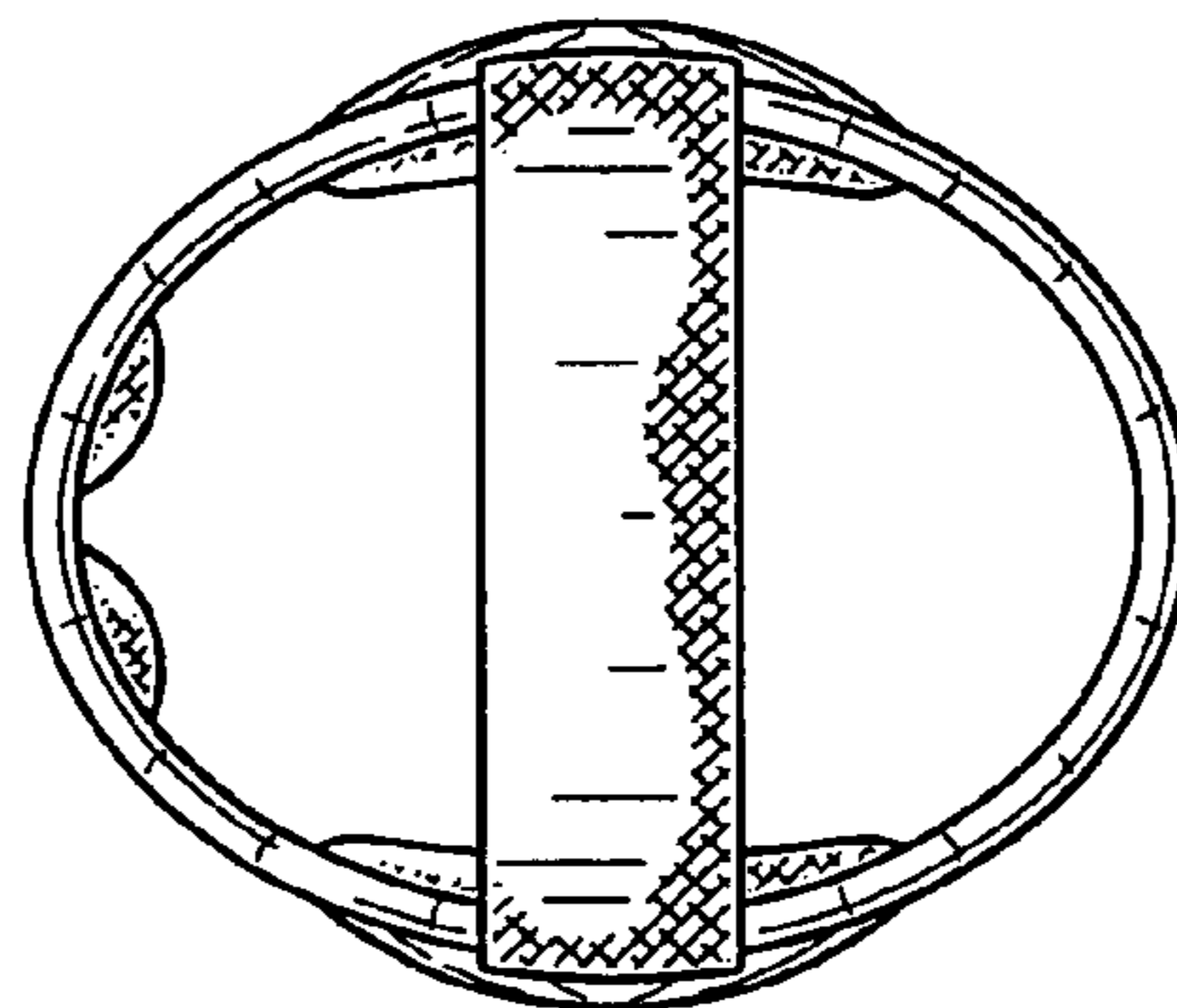


FIG-5




FIG-6




FIG-7