

US00D593712S

(12) **United States Design Patent**
Han et al.

(10) **Patent No.:** **US D593,712 S**
(45) **Date of Patent:** **** Jun. 2, 2009**

(54) **NAIL CLIPPER**

D522,177 S * 5/2006 Legras de Grandcourt ... D28/60
D547,006 S * 7/2007 Han et al. D28/60

(76) Inventors: **Jeong Sik Han**, #102-605 Seocho1cha e-pyunhansesang, 1487-63 Seocho3-Dong, Seocho-Gu, Seoul 137-869 (KR); **Gyoung Hee Kim**, #102-605 Seocho1cha e-pyunhansesang, 1487-63 Seocho3-Dong, Seocho-Gu, Seoul 137-869 (KR)

* cited by examiner

Primary Examiner—Jennifer Rivard
(74) *Attorney, Agent, or Firm*—The Farrell Law Firm, PC

(**) **Term:** **14 Years**

(57) **CLAIM**

The ornamental design for a nail clipper, as shown and described.

(21) **Appl. No.:** **29/318,088**

DESCRIPTION

(22) **Filed:** **May 13, 2008**

FIG. 1 is a perspective view of a nail clipper showing our new design;

(51) **LOC (9) Cl.** **28-03**

FIG. 2 is a front view thereof;

(52) **U.S. Cl.** **D28/60**

FIG. 3 is a rear view thereof;

(58) **Field of Classification Search** 30/26–29, 30/186; D28/56–60; 132/73–75.6

FIG. 4 is a left-side view thereof;

See application file for complete search history.

FIG. 5 is a right-side view thereof;

FIG. 6 is a top-plan view thereof;

FIG. 7 is a bottom-plan view thereof; and,

FIG. 8 is a perspective view thereof in an alternate position.

(56) **References Cited**

U.S. PATENT DOCUMENTS

5,063,666 A * 11/1991 Tsay 30/28
D448,523 S * 9/2001 Kramer D28/60

1 Claim, 3 Drawing Sheets

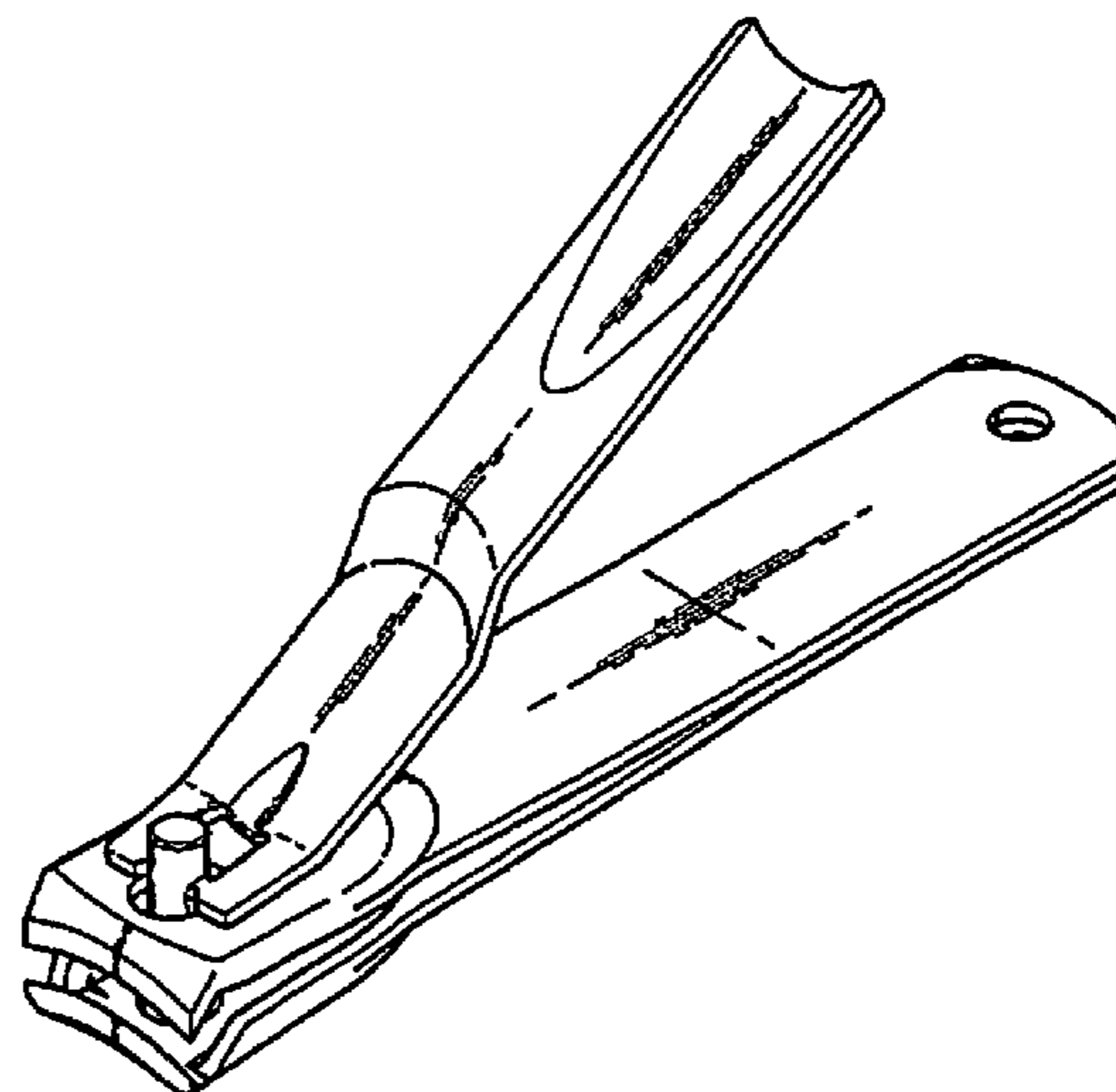
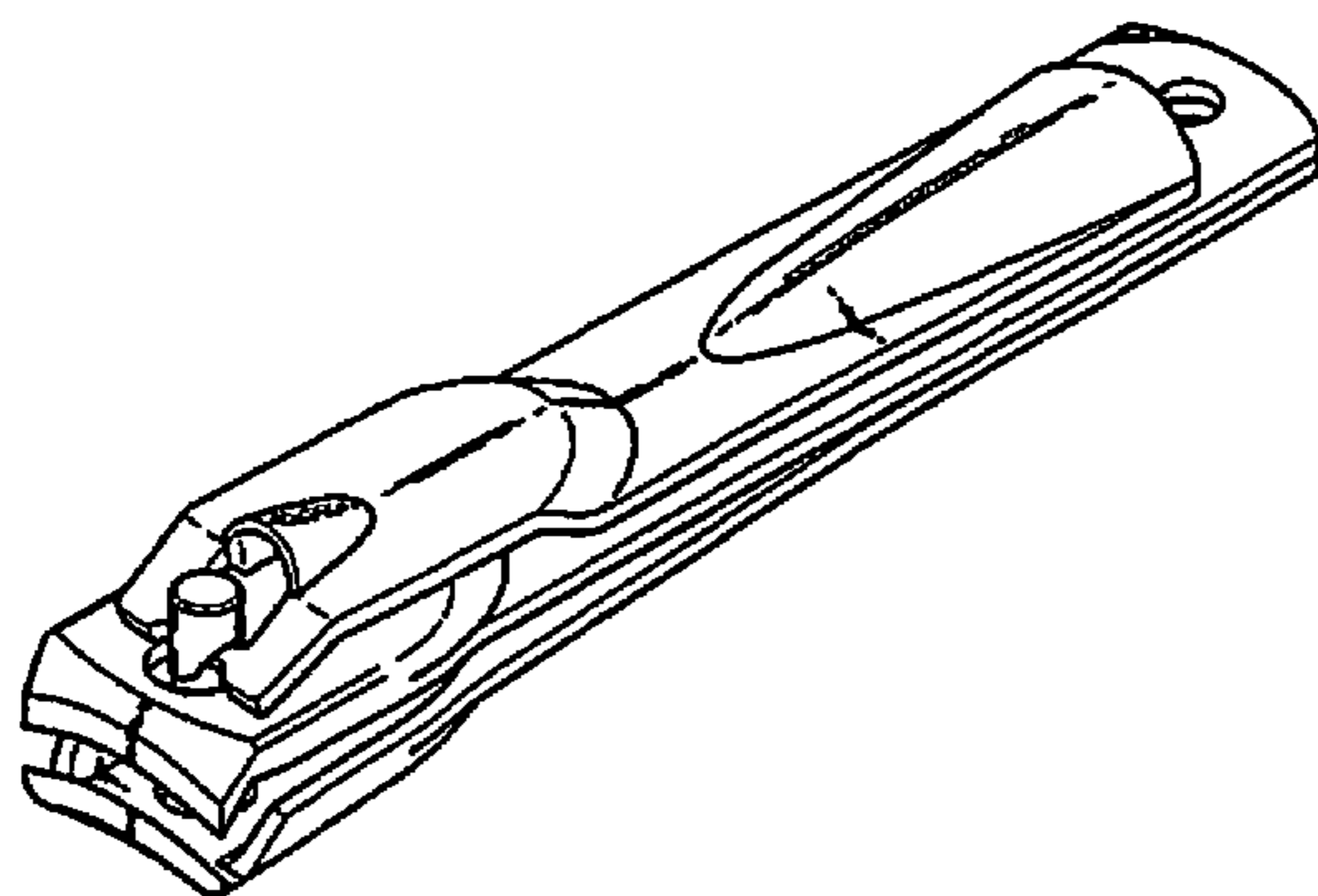


FIG.1

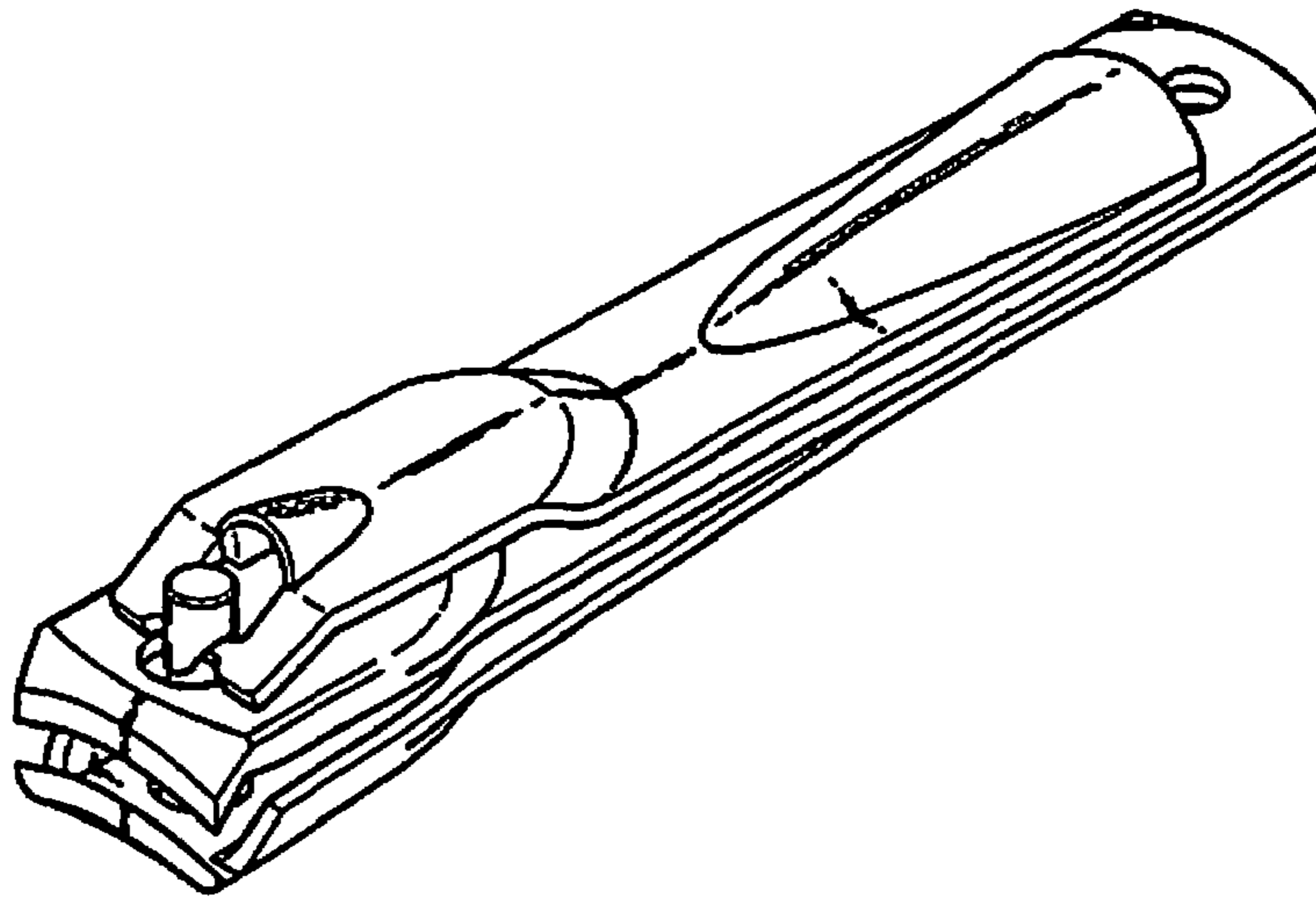


FIG.2




FIG.3




FIG.4

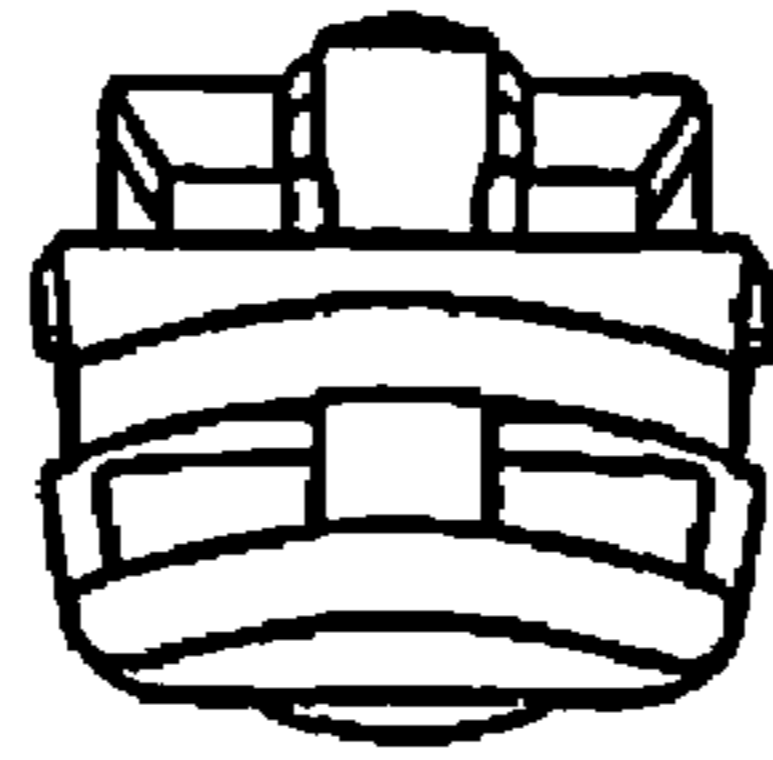


FIG.5

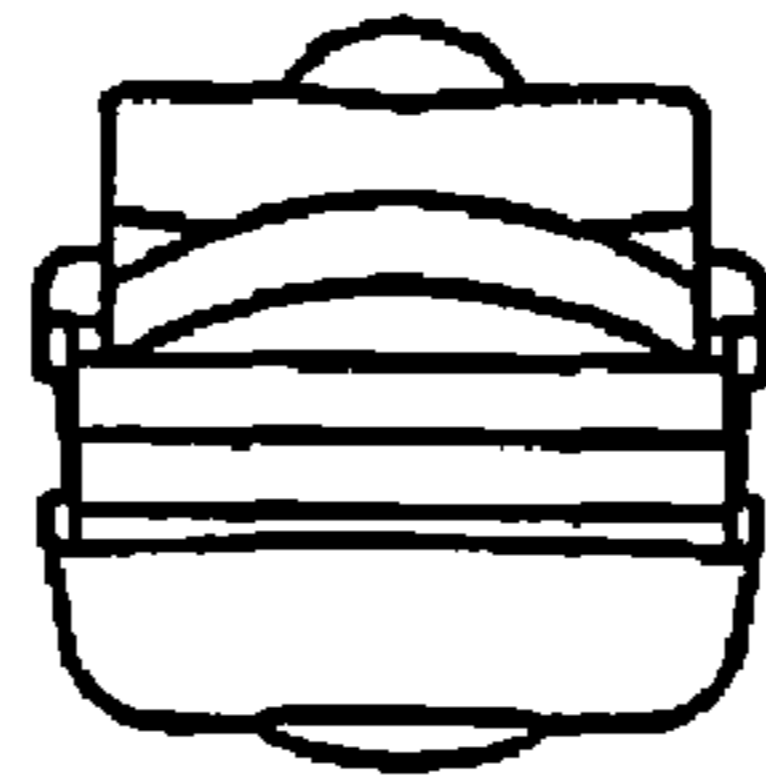


FIG.6

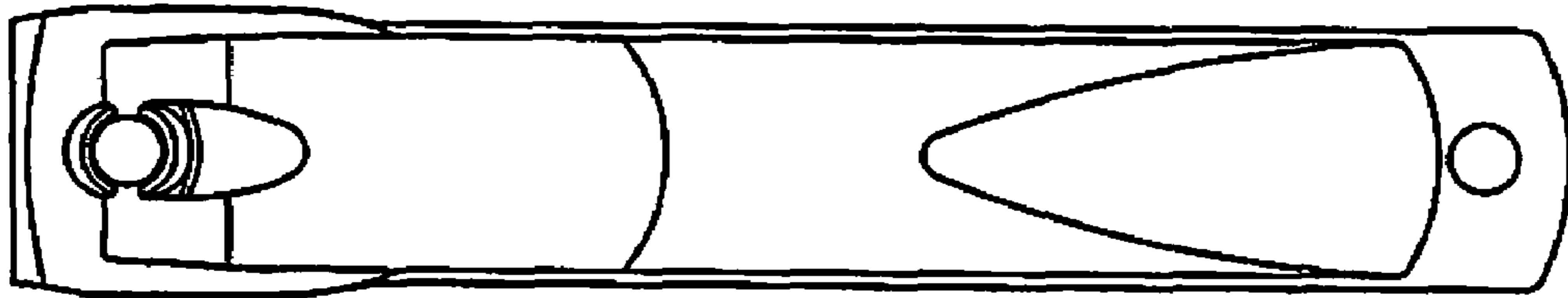


FIG.7




FIG.8

