



US00D593710S

(12) **United States Design Patent**
Wise et al.

(10) **Patent No.:** **US D593,710 S**
(45) **Date of Patent:** **** Jun. 2, 2009**

(54) **DOUBLE ROW COMB**

(76) Inventors: **Ouidad S. Wise**, 89 Putnam Park Rd.,
Bethel, CT (US) 06801; **Peter J. Wise**,
89 Putnam Park Rd., Bethel, CT (US)
06801

(**) Term: **14 Years**

(21) Appl. No.: **29/319,359**

(22) Filed: **Jun. 6, 2008**

(51) **LOC (9) Cl.** **21-03**

(52) **U.S. Cl.** **D28/30; D28/21**

(58) **Field of Classification Search** D28/7,
D28/20-22, 30-31; 132/53, 112, 126, 150,
132/208, 219.216

See application file for complete search history.

(56) **References Cited**

U.S. PATENT DOCUMENTS

4,008,726	A *	2/1977	DiGiuseppe	132/136
D270,194	S *	8/1983	Logan	D28/30
4,421,129	A *	12/1983	Wingard	132/163
D370,302	S *	5/1996	Healy	D28/7
D372,337	S *	7/1996	Esposito	D28/24
6,286,518	B1 *	9/2001	Laporte	132/116
D451,245	S *	11/2001	Harrell	D28/25

D459,546	S *	6/2002	Meyer et al.	D28/30
D471,670	S *	3/2003	Kim et al.	D28/30
D472,016	S *	3/2003	Kim et al.	D28/25
D573,754	S *	7/2008	Kamemura	D28/30

* cited by examiner

Primary Examiner—Janice E Seeger

Assistant Examiner—Zenia I Bennett

(74) *Attorney, Agent, or Firm*—Morgan, Lewis & Bockius
LLP

(57) **CLAIM**

The ornamental design for a double row comb, as shown.

DESCRIPTION

FIG. 1 is a front perspective view of a double row comb showing my new design;

FIG. 2 is a front view thereof.

FIG. 3 is a rear view thereof.

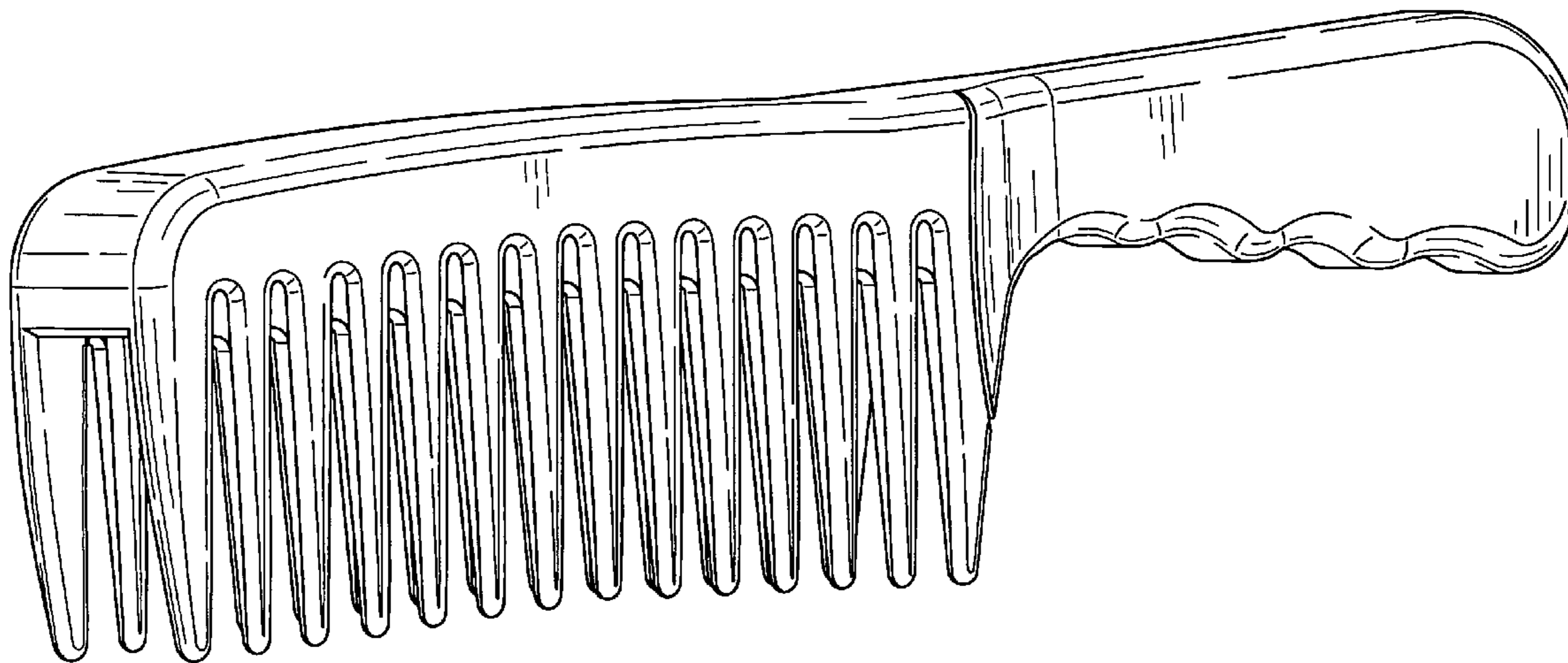
FIG. 4 is a right side view thereof.

FIG. 5 is a left side view thereof.

FIG. 6 is a top view thereof; and,

FIG. 7 is a bottom view thereof.

1 Claim, 4 Drawing Sheets



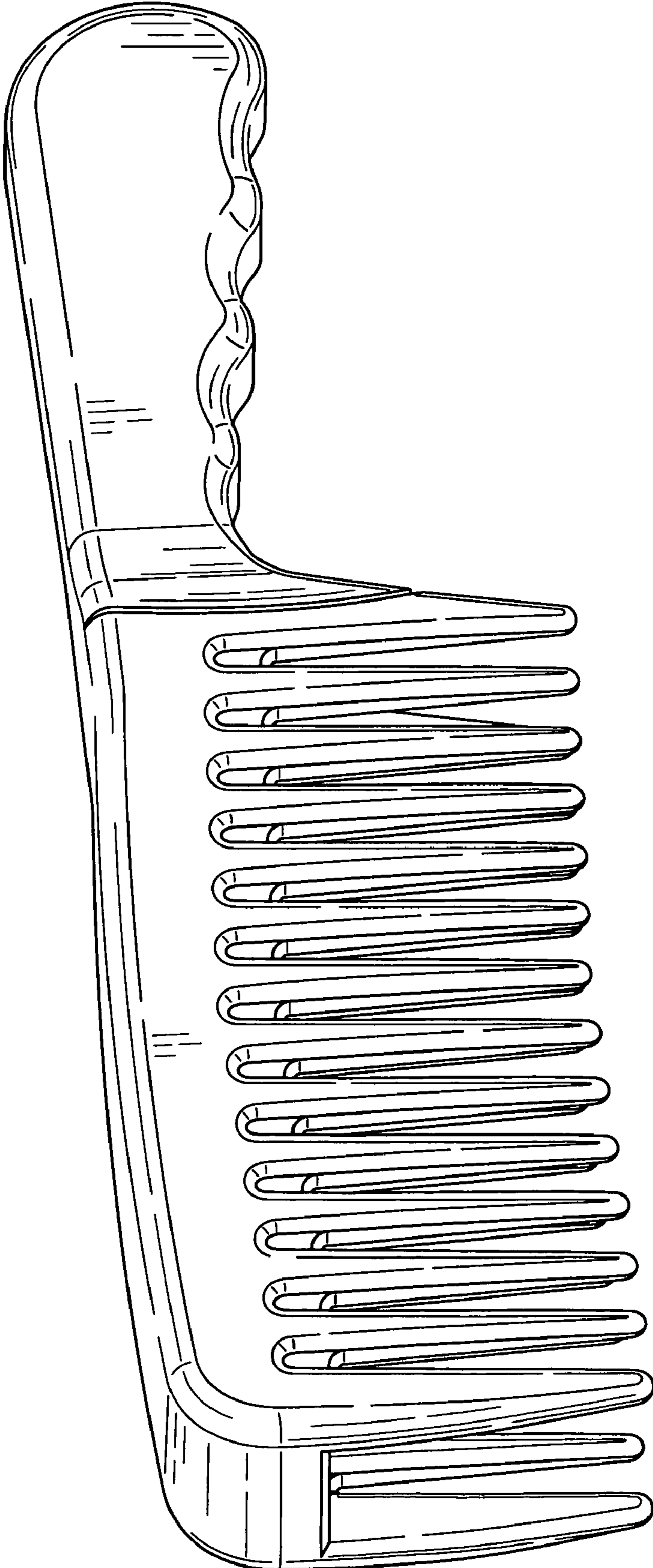


FIG. 1




FIG. 2

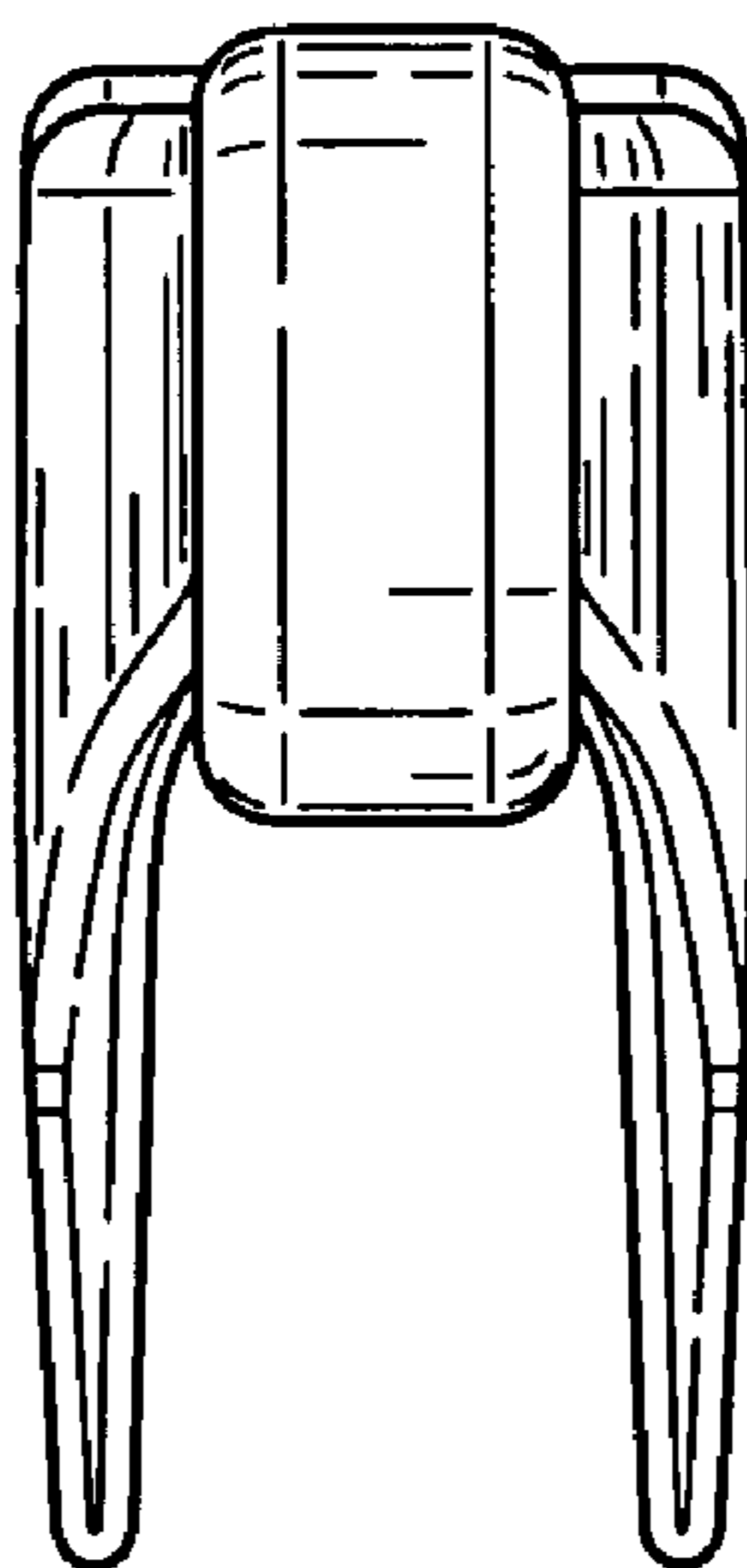


FIG. 3

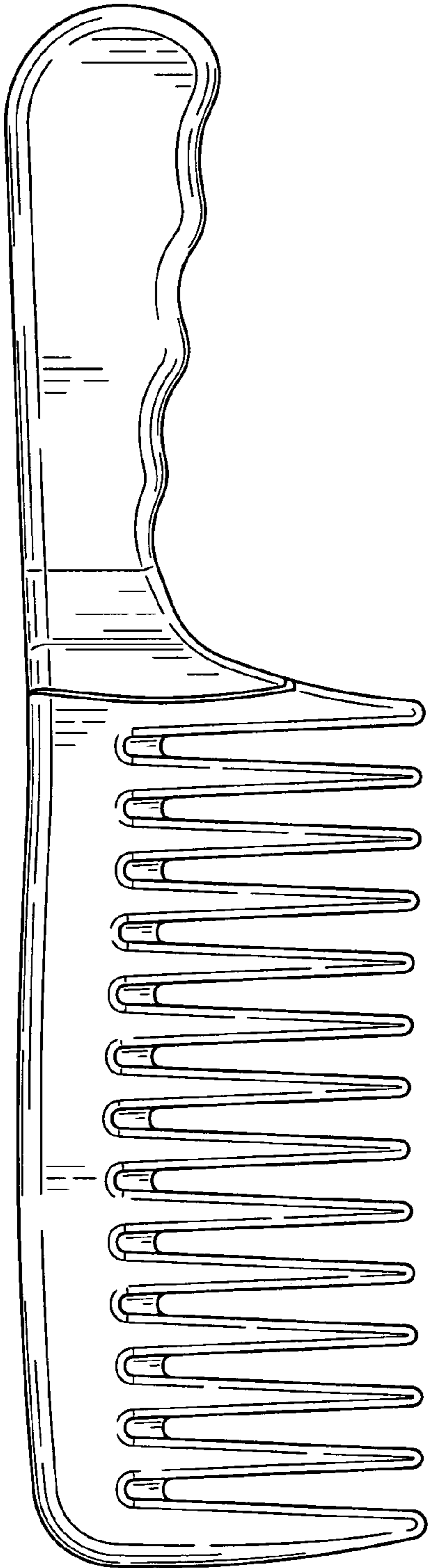


FIG. 4

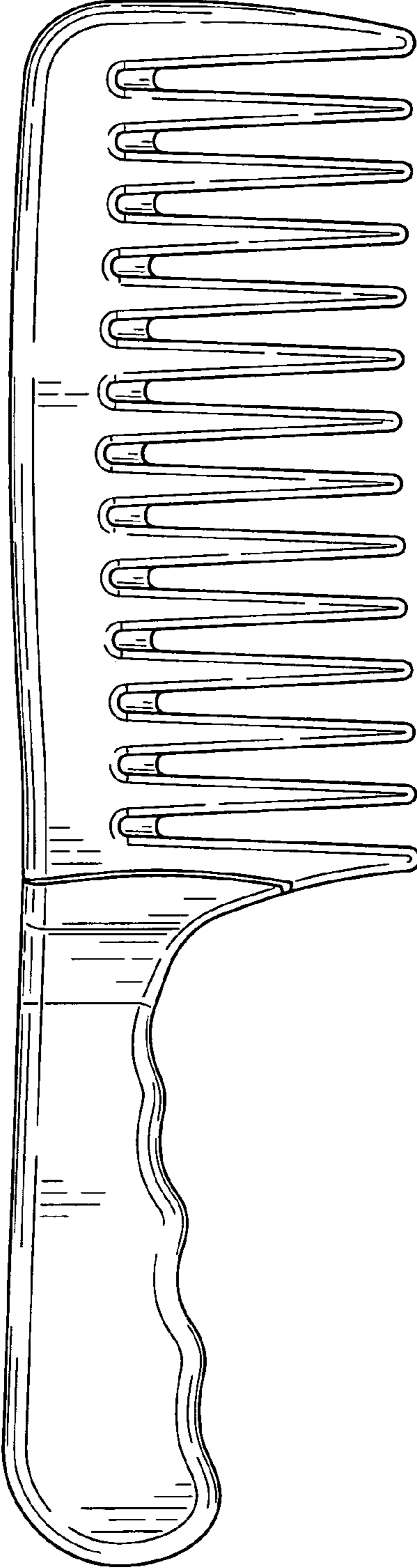


FIG. 5

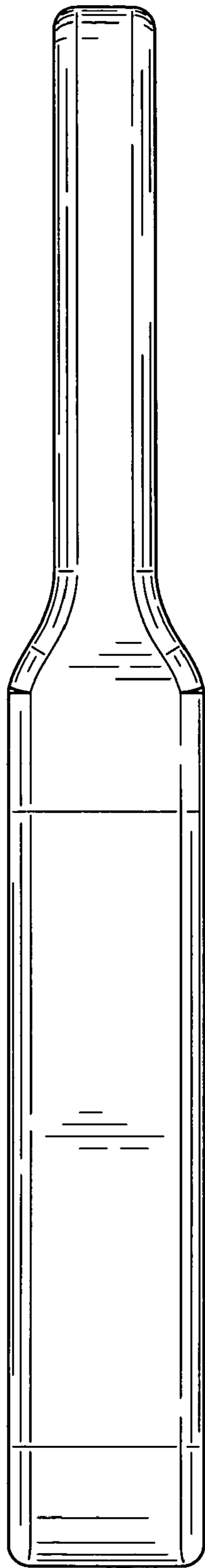


FIG. 6




FIG. 7