



US00D593697S

(12) **United States Design Patent**
Liu et al.

(10) **Patent No.:** **US D593,697 S**
(45) **Date of Patent:** **** Jun. 2, 2009**

(54) **LED LAMP**

(75) Inventors: **Tay-Jian Liu**, Taipei Hsien (TW); **Na Zhang**, Shenzhen (CN)

(73) Assignee: **Foxconn Technology Co., Ltd.**,
Tu-Cheng, Taipei Hsien (TW)

(**) Term: **14 Years**

(21) Appl. No.: **29/322,748**

(22) Filed: **Aug. 12, 2008**

(51) **LOC (9) Cl.** **26-05**

(52) **U.S. Cl.** **D26/74**

(58) **Field of Classification Search** D26/26,
D26/37, 67, 72, 74-79, 80, 104, 108, 118,
D26/120, 122, 134; 362/147-148, 150, 217-225,
362/132, 260, 262-264, 267, 345, 376, 440;
D13/180; D23/370, 371, 385
See application file for complete search history.

(56) **References Cited**

U.S. PATENT DOCUMENTS

D119,800 S *	4/1940	Carter, Jr.	D26/78
D128,380 S *	7/1941	Masterson et al.	D26/77
2,647,985 A *	8/1953	Biller	362/228
D211,698 S *	7/1968	Simon	D26/24
D301,278 S *	5/1989	Hughes et al.	D26/78
D334,077 S *	3/1993	Dieperink et al.	D26/77
D365,409 S *	12/1995	Lu	D26/77
D374,301 S *	10/1996	Kleffman	D26/76

D480,172 S *	9/2003	Herst et al.	D26/121
D486,262 S *	2/2004	Chen	D26/77
D544,992 S *	6/2007	Mayfield et al.	D26/118
D561,383 S *	2/2008	Hukle et al.	D26/120
D561,931 S *	2/2008	Hukle et al.	D26/120

* cited by examiner

Primary Examiner—Robert M Spear

Assistant Examiner—Susan E Krakower

(74) *Attorney, Agent, or Firm*—Frank R. Niranjana

(57) **CLAIM**

The ornamental design for an LED lamp, as shown and described.

DESCRIPTION

FIG. 1 is a perspective view of an LED lamp showing our new design.

FIG. 2 is a front elevational view of the LED lamp.

FIG. 3 is a rear elevational view of the LED lamp.

FIG. 4 is a left side elevational view of the LED lamp.

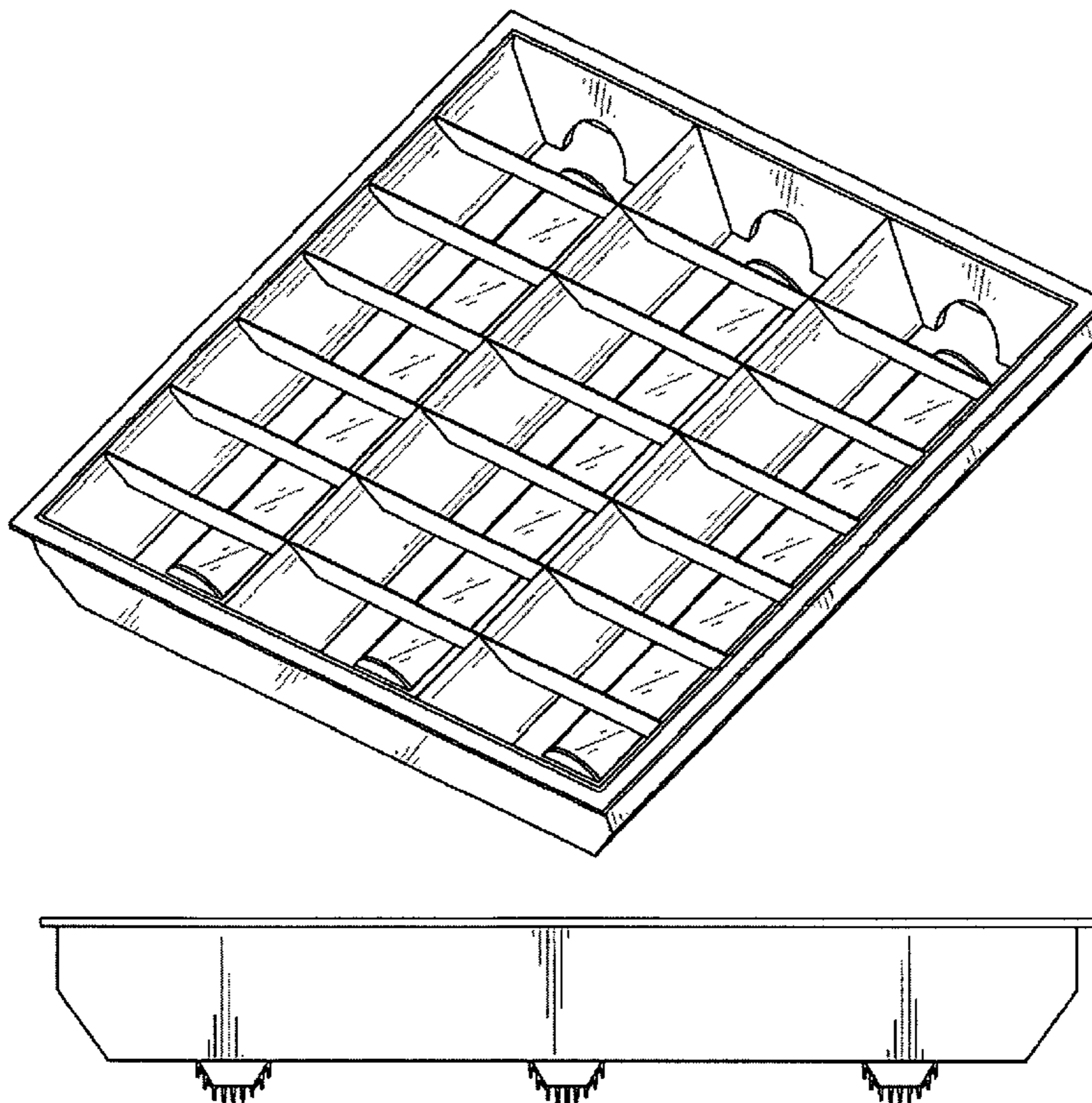
FIG. 5 is a right side elevational view of the LED lamp.

FIG. 6 is a top plan view of the LED lamp; and,

FIG. 7 is a bottom plan view of the LED lamp, wherein the broken lines illustrate environmental elements only and form no part of the claimed design.

The broken lines illustrate environmental elements only and form no part of the claimed design.

1 Claim, 7 Drawing Sheets



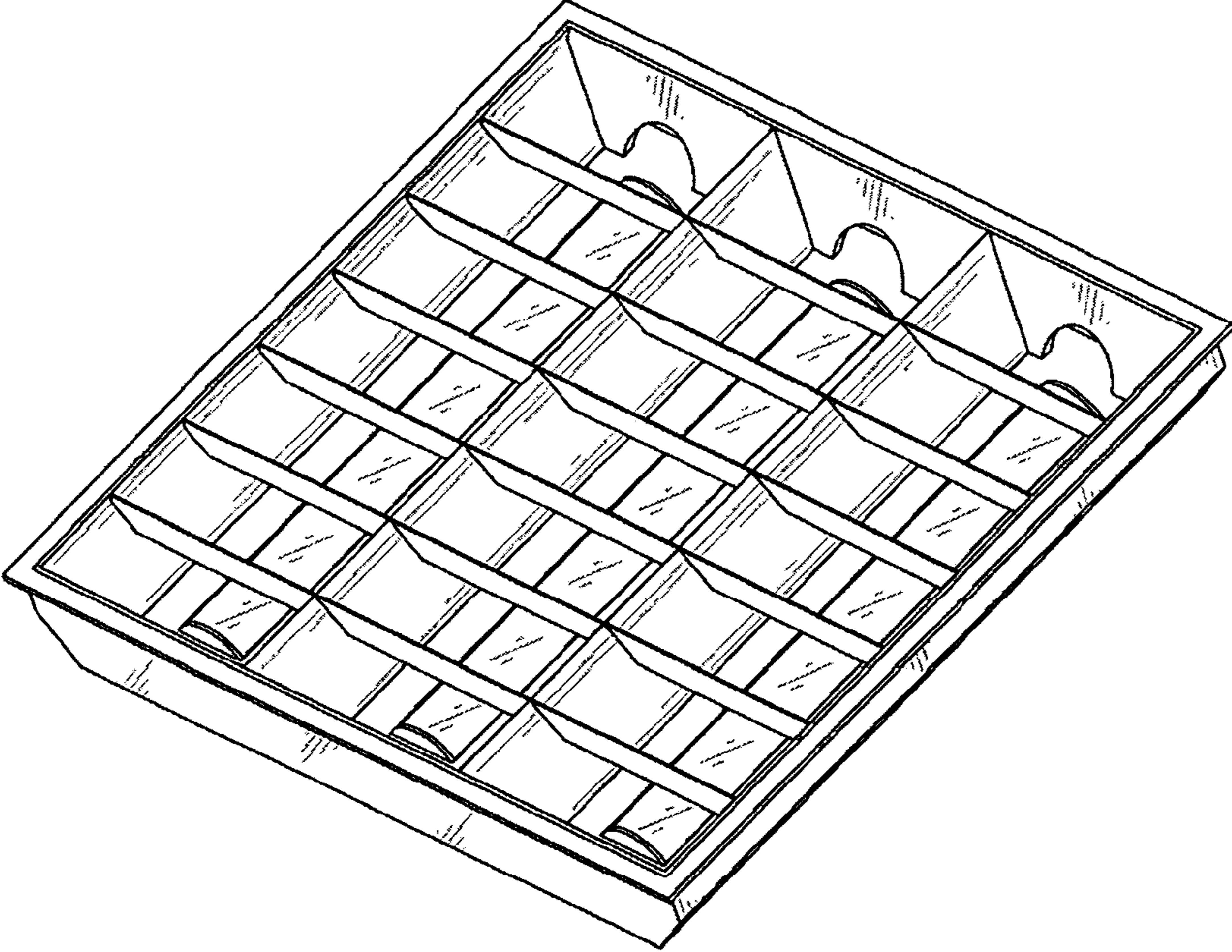


FIG. 1

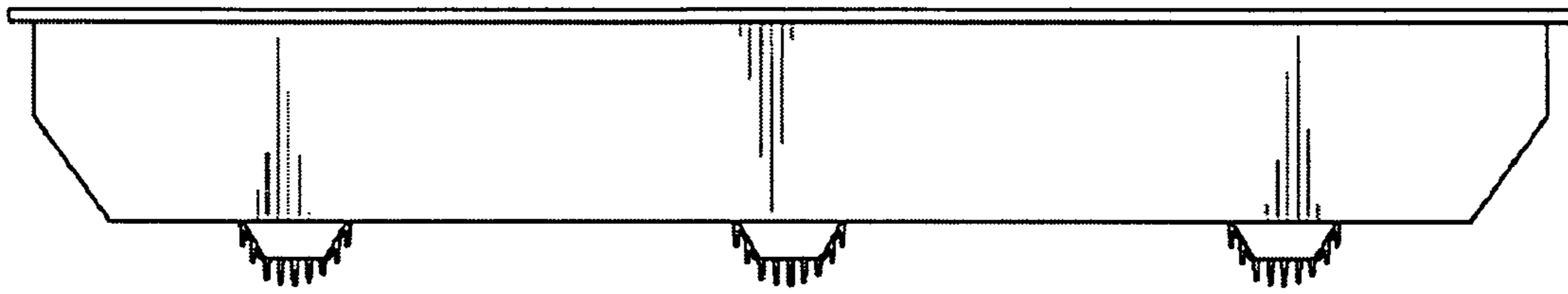


FIG. 2

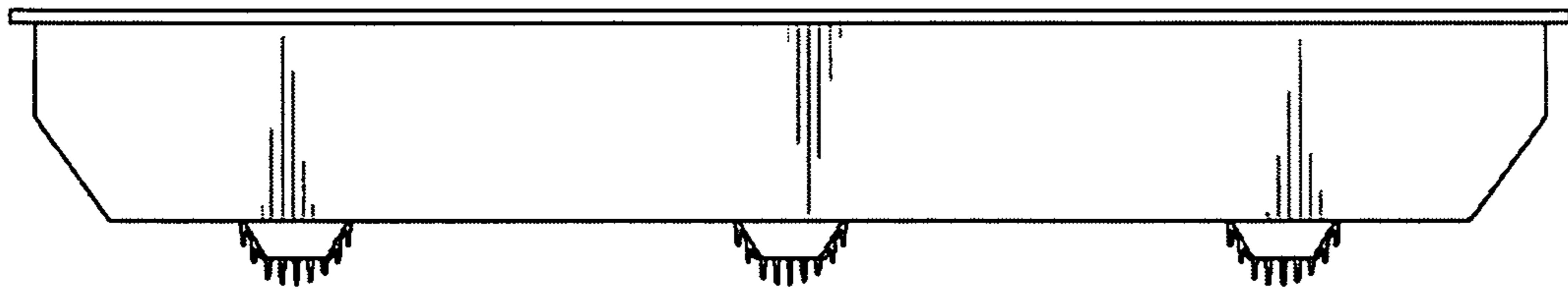


FIG. 3




FIG. 4




FIG. 5

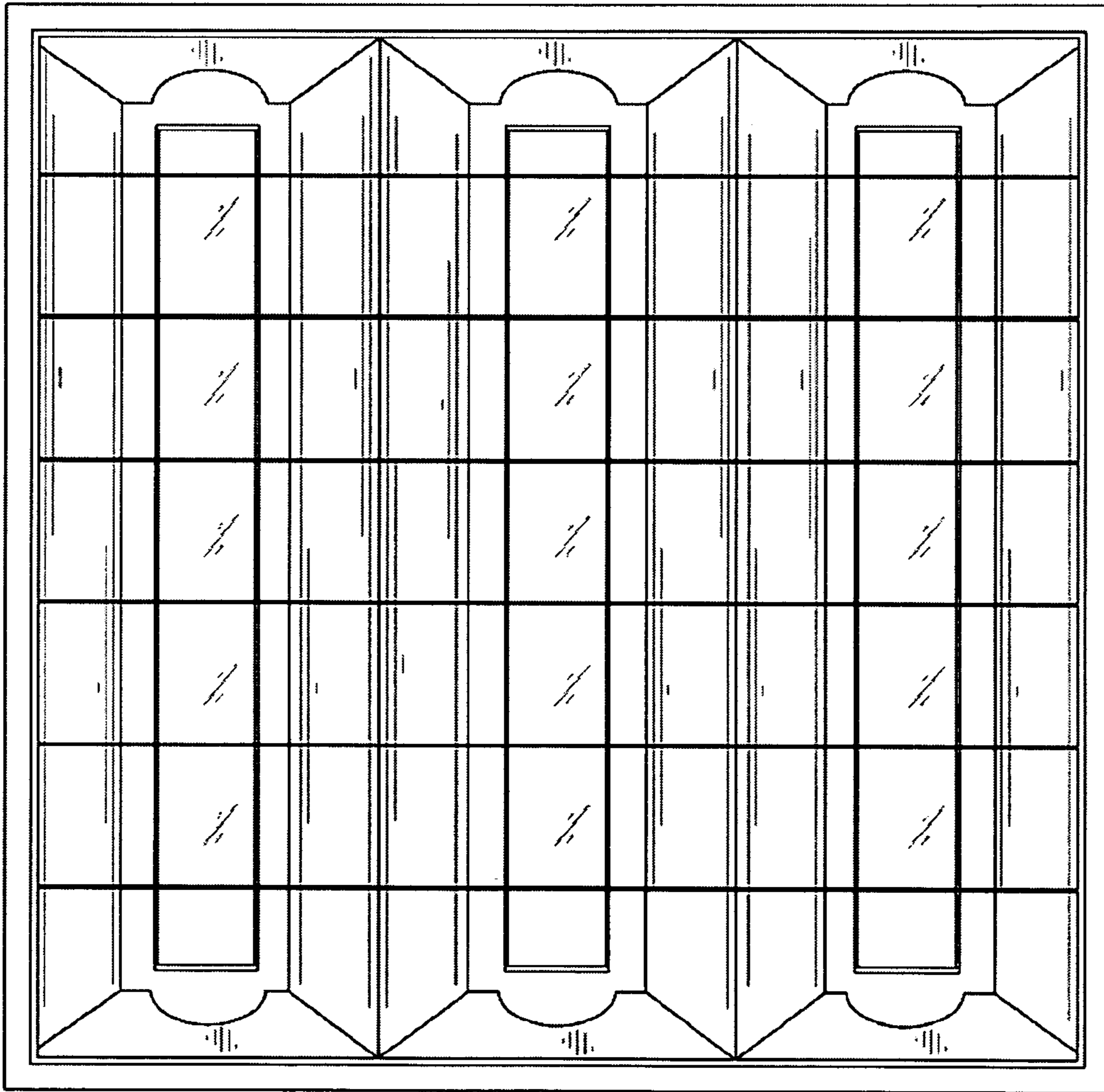


FIG. 6

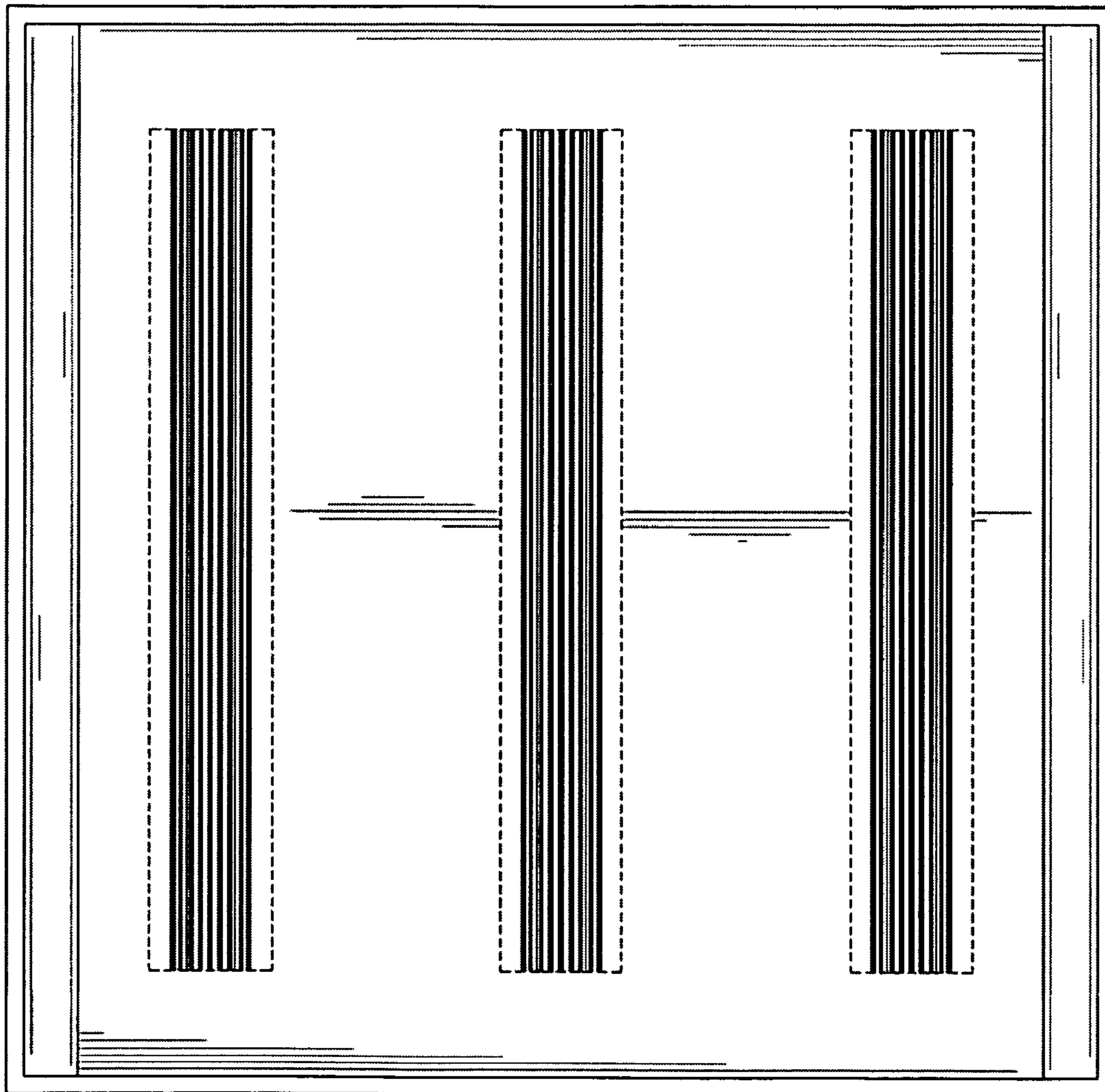


FIG. 7