



US00D593694S

(12) **United States Design Patent**  
**Bent**

(10) **Patent No.:** **US D593,694 S**

(45) **Date of Patent:** **\*\* Jun. 2, 2009**

(54) **FLASHLIGHT**

(76) **Inventor:** **Mark Bent**, 11264 Memorial Dr.,  
Houston, TX (US) 77024

(\*\*) **Term:** **14 Years**

(21) **Appl. No.:** **29/310,448**

(22) **Filed:** **Aug. 18, 2008**

(51) **LOC (9) Cl.** ..... **26-02**

(52) **U.S. Cl.** ..... **D26/37**

(58) **Field of Classification Search** ..... D26/37,  
D26/38, 46, 49; 362/157, 158, 184, 194-196,  
362/200-206, 208

See application file for complete search history.

(56) **References Cited**

**U.S. PATENT DOCUMENTS**

|              |         |      |       |         |
|--------------|---------|------|-------|---------|
| D346,236 S * | 4/1994  | Yuen | ..... | D26/46  |
| D433,401 S * | 11/2000 | Chan | ..... | D14/168 |
| D438,528 S * | 3/2001  | Chan | ..... | D14/168 |
| D444,582 S * | 7/2001  | Poon | ..... | D26/44  |
| D452,025 S * | 12/2001 | Poon | ..... | D26/49  |
| D470,260 S * | 2/2003  | Lam  | ..... | D26/49  |

|                   |         |               |       |         |
|-------------------|---------|---------------|-------|---------|
| D477,432 S *      | 7/2003  | Parsons       | ..... | D26/37  |
| D565,214 S *      | 3/2008  | Lee           | ..... | D26/37  |
| D565,215 S *      | 3/2008  | Lee           | ..... | D26/37  |
| D567,420 S *      | 4/2008  | Ho            | ..... | D26/49  |
| D579,595 S *      | 10/2008 | Shiu          | ..... | D26/49  |
| 2005/0052862 A1 * | 3/2005  | Bruwer et al. | ..... | 362/157 |

\* cited by examiner

*Primary Examiner*—Ian Simmons  
*Assistant Examiner*—Carissa C Fitts

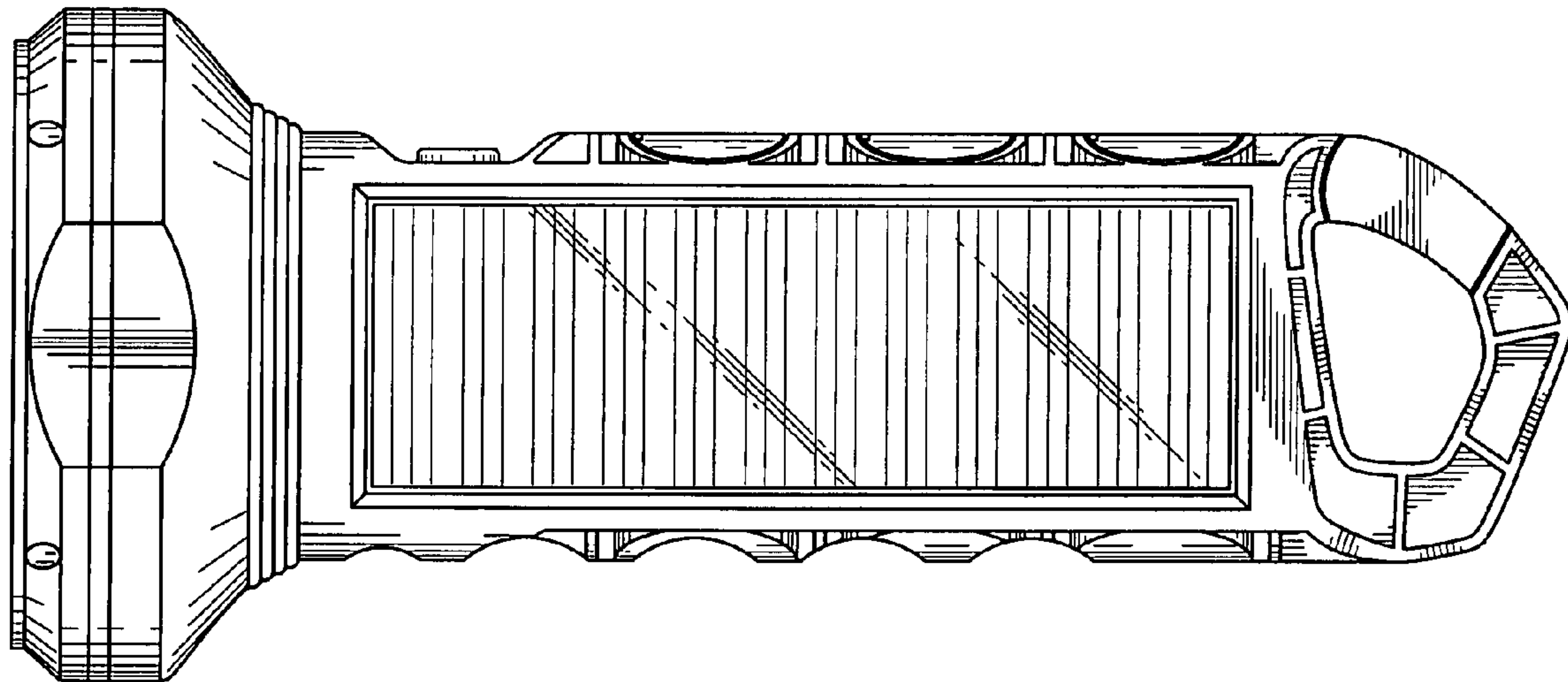
(57) **CLAIM**

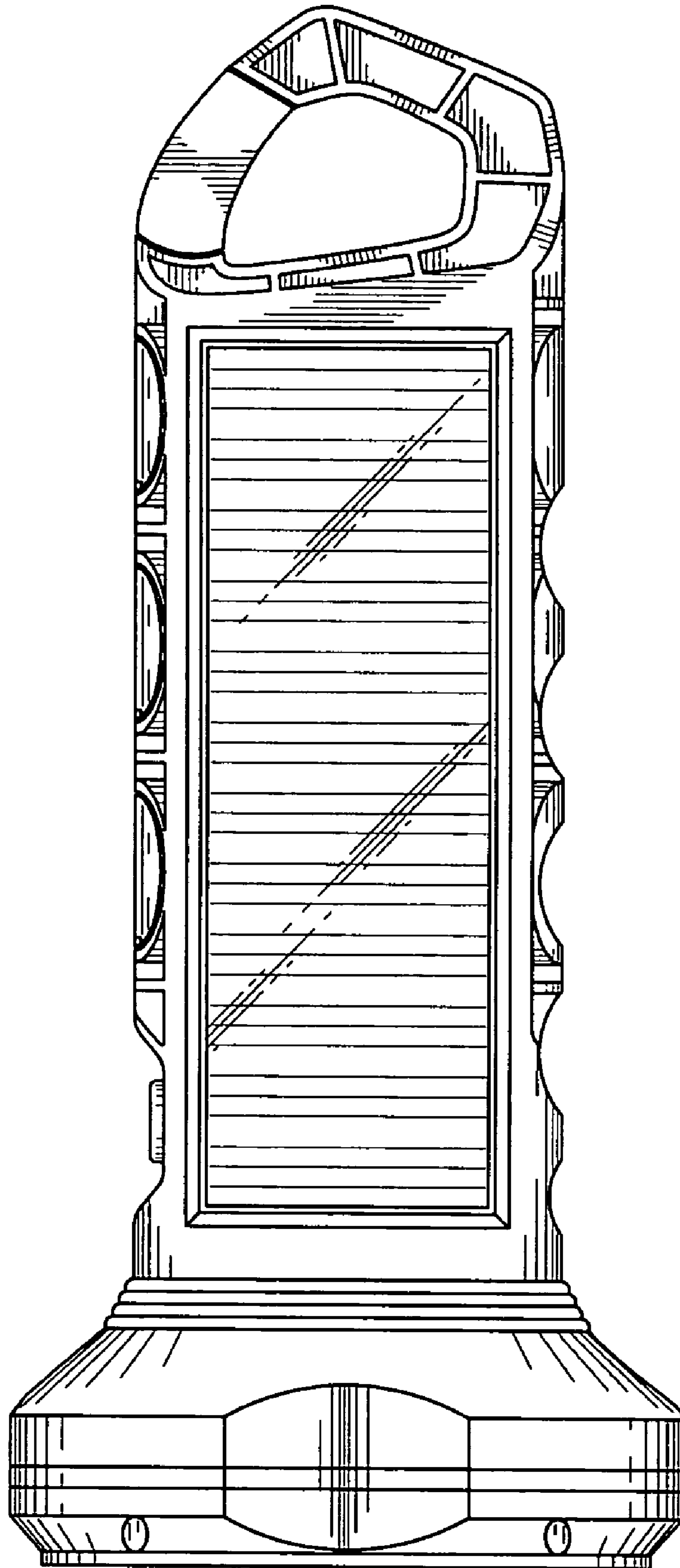
The ornamental design for a flashlight, as shown.

**DESCRIPTION**

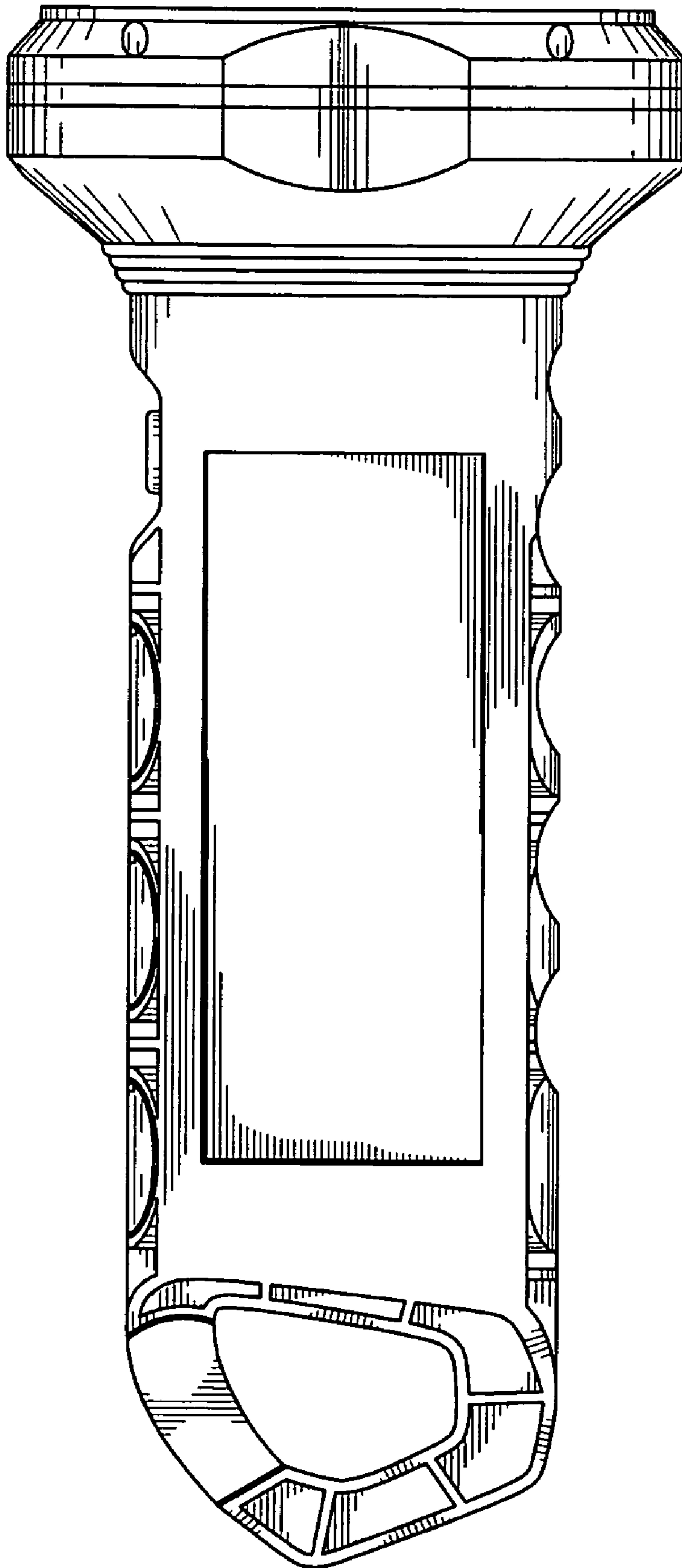
FIG. 1 is a side view of a flashlight, showing my new design;  
FIG. 2 is an opposite side view thereof;  
FIG. 3 is an end view thereof;  
FIG. 4 is an opposite end view thereof;  
FIG. 5 is a top view thereof; and,  
FIG. 6 is a bottom view thereof.

**1 Claim, 4 Drawing Sheets**

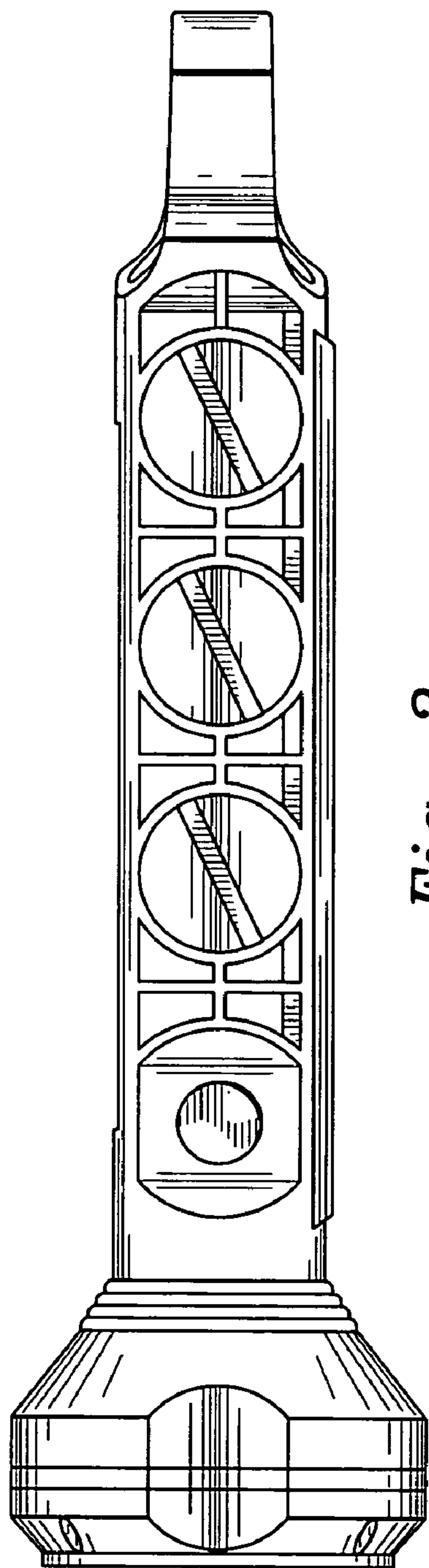




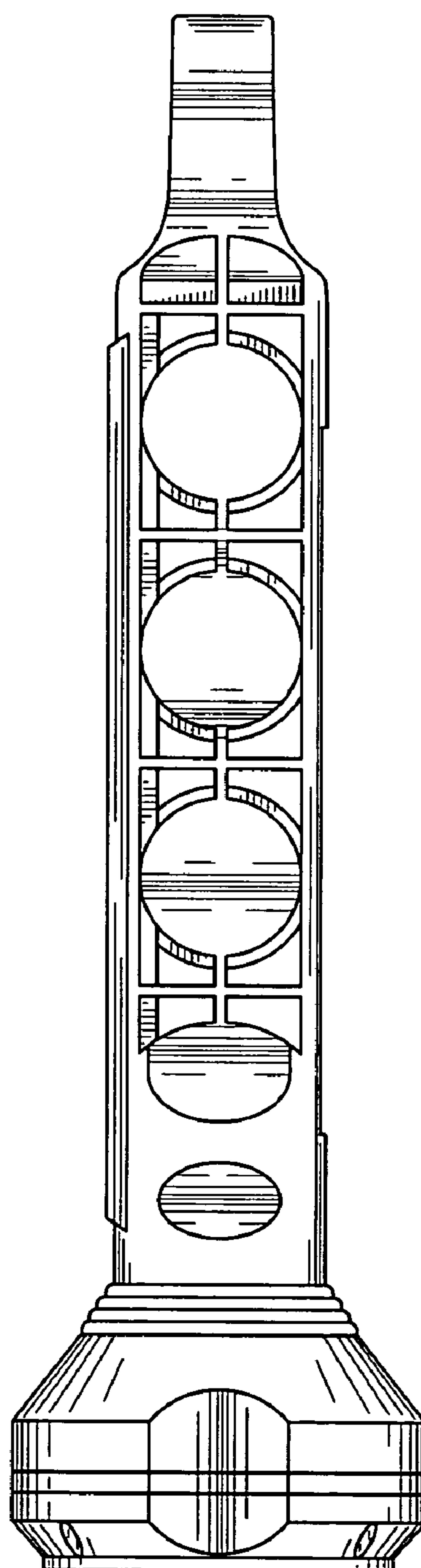
*Fig. 1*



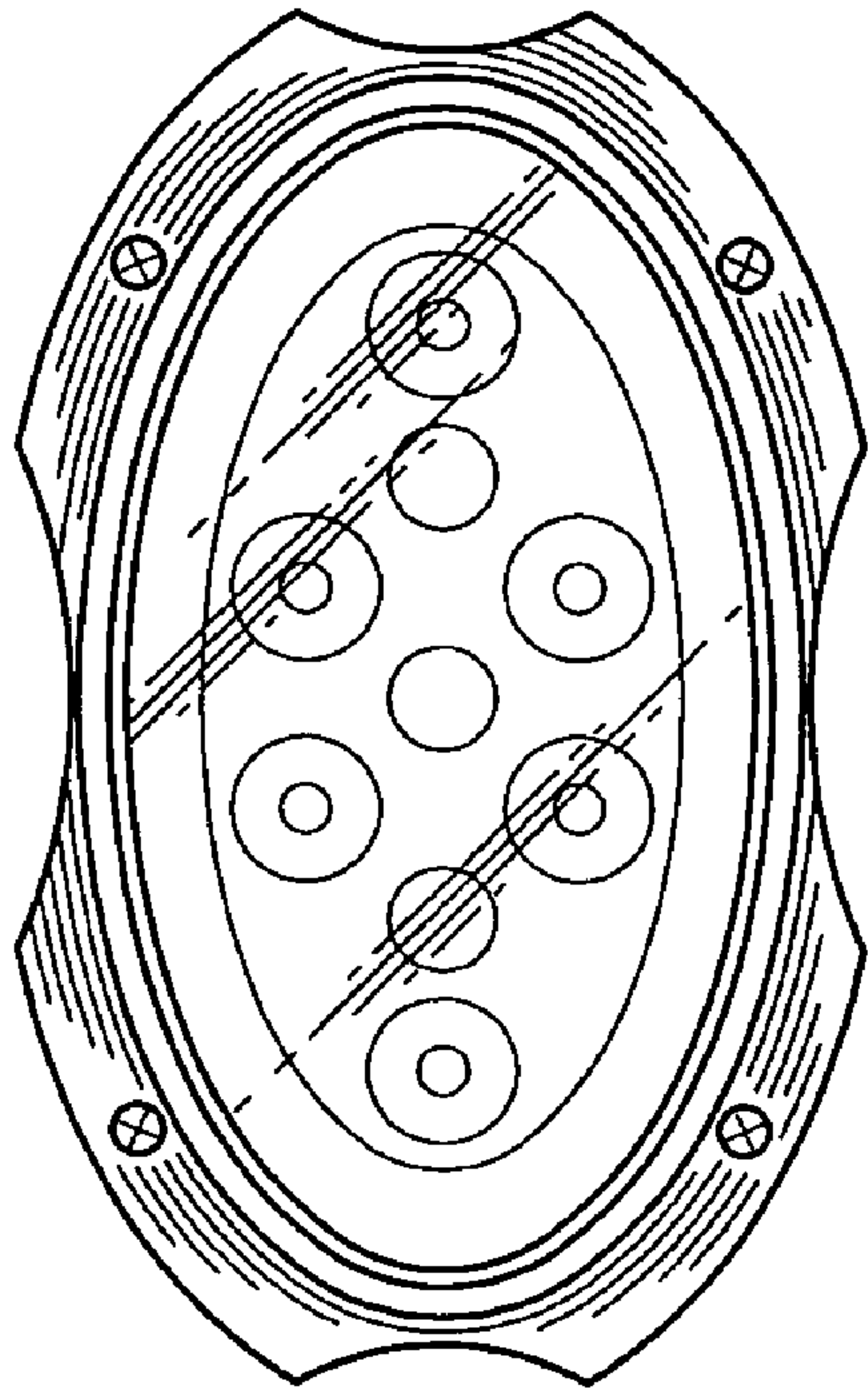
*Fig. 2*



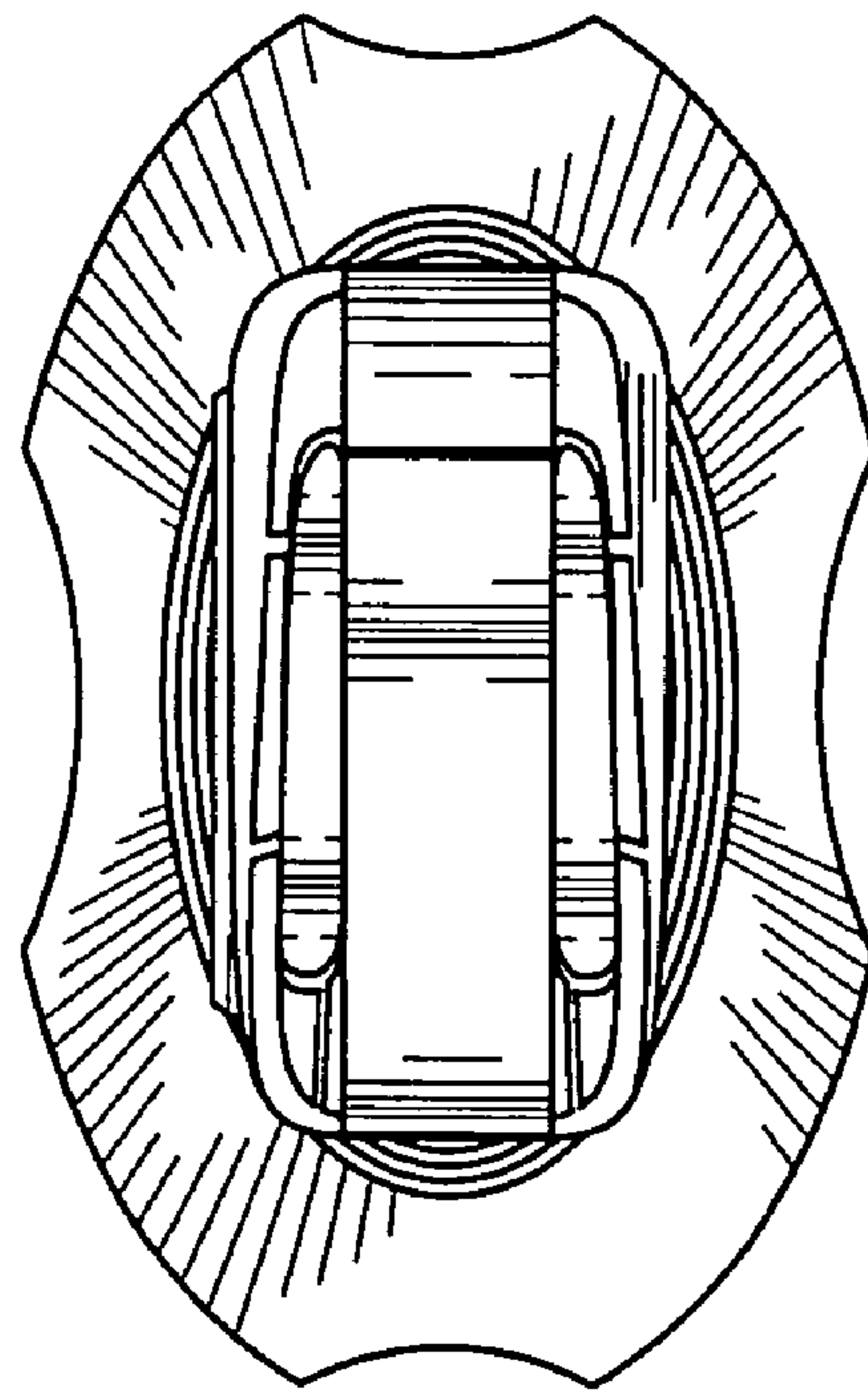
*Fig. 3*



*Fig. 4*



*Fig. 5*



*Fig. 6*