



US00D593684S

(12) **United States Design Patent**
Kapadya

(10) **Patent No.:** **US D593,684 S**
(45) **Date of Patent:** **** Jun. 2, 2009**

(54) **PORTABLE ELECTRONIC THERAPY
DEVICE WITH CAPACITIVE CIRCULAR
TOUCHPAD**

(75) Inventor: **Aftab H. Kapadya**, Anaheim, CA (US)

(73) Assignee: **Mettler Electronics Corp**, Anaheim,
CA (US)

(**) Term: **14 Years**

(21) Appl. No.: **29/321,980**

(22) Filed: **Jul. 28, 2008**

(51) **LOC (9) Cl.** **24-02**

(52) **U.S. Cl.** **D24/200**

(58) **Field of Classification Search** D24/200,
D24/170, 144, 133, 186, 185, 215; 606/32;
607/33, 63, 66, 81, 73, 1.15, 134, 39, 40,
607/41-46, 48-59, 72, 75; D14/341-347,
D14/426

See application file for complete search history.

(56) **References Cited**

U.S. PATENT DOCUMENTS

- 5,637,417 A * 6/1997 Engmark et al. 607/33
- D442,173 S * 5/2001 Wang et al. D14/342
- D442,694 S * 5/2001 Cheng D24/200
- D443,612 S * 6/2001 Evers et al. D14/341
- D465,575 S * 11/2002 Piel D24/200
- D475,463 S * 6/2003 Leyde et al. D24/200

- D480,480 S * 10/2003 Lomberg et al. D24/209
- D498,302 S * 11/2004 Wade D24/200
- D503,170 S * 3/2005 Leviel et al. D14/341
- D503,807 S * 4/2005 Ryan D24/200
- D570,346 S * 6/2008 Suk et al. D14/341
- D580,430 S * 11/2008 Wei D14/341
- D584,726 S * 1/2009 Morita D14/341

* cited by examiner

Primary Examiner—Cathron C Brooks
Assistant Examiner—Melanie Levy

(57) **CLAIM**

The ornamental design for a portable electronic therapy device with capacitive circular touchpad, as shown and described.

DESCRIPTION

FIG. 1 is a perspective view of a portable electronic therapy device with capacitive circular touchpad, showing my new design;

FIG. 2 is a bottom view of the invention;

FIG. 3 is a top view of the invention;

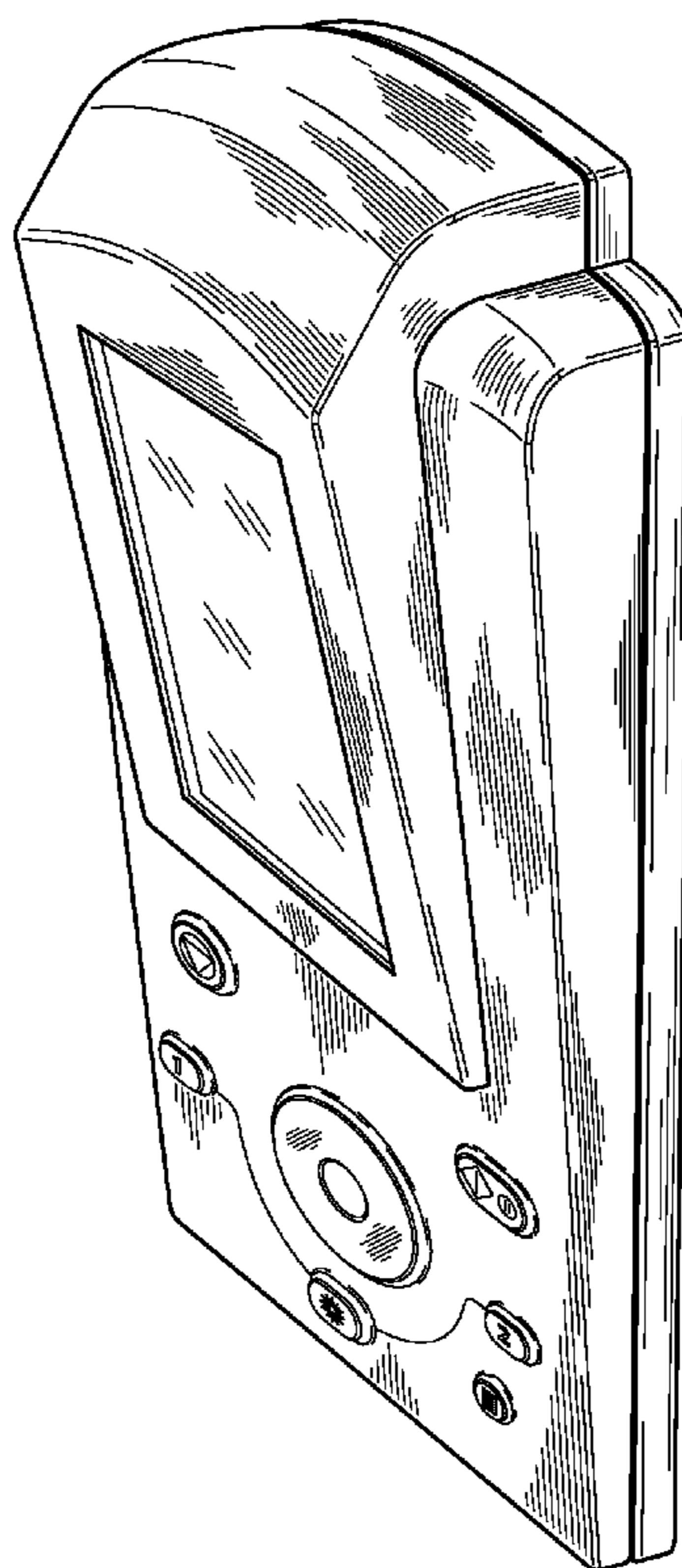
FIG. 4 is a left-side elevational view of the invention;

FIG. 5 is a right-side elevational view of the invention;

FIG. 6 is a front elevational view of the invention; and,

FIG. 7 is a rear elevational view of the invention.

1 Claim, 4 Drawing Sheets






FIG. 1

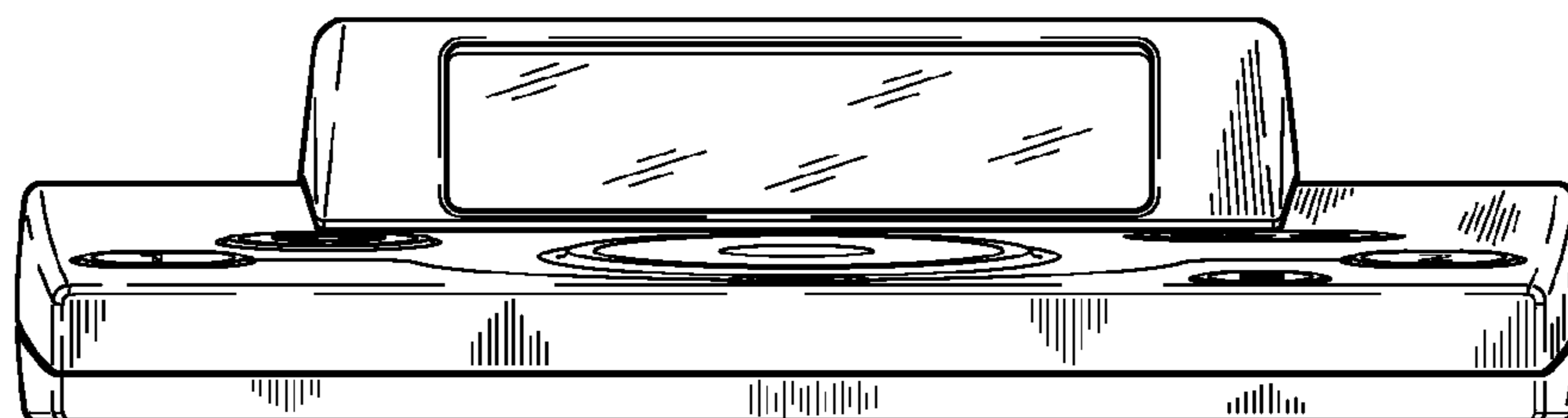


FIG. 2

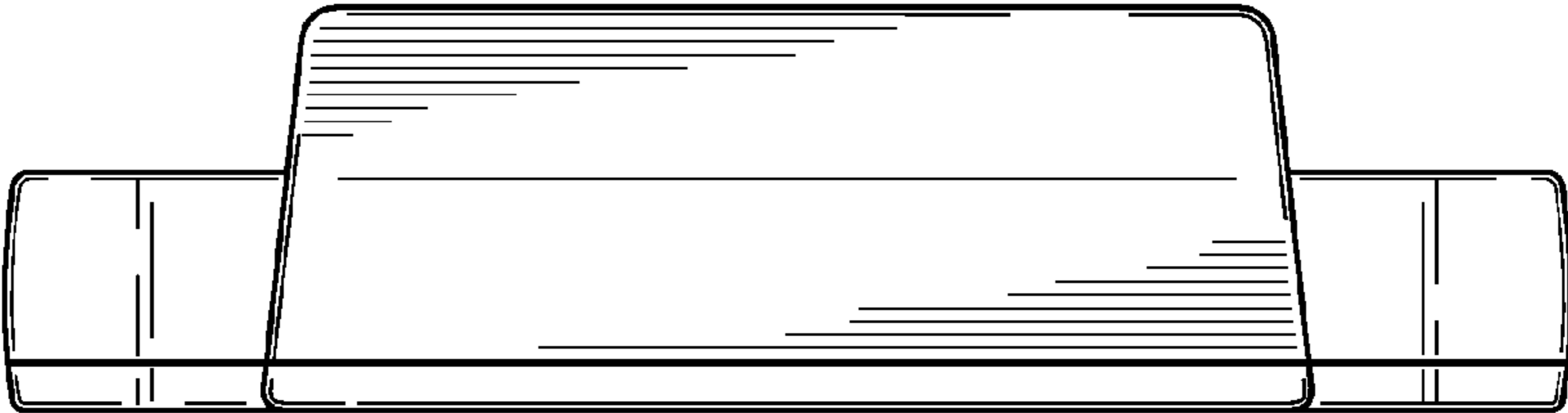


FIG. 3



FIG. 4

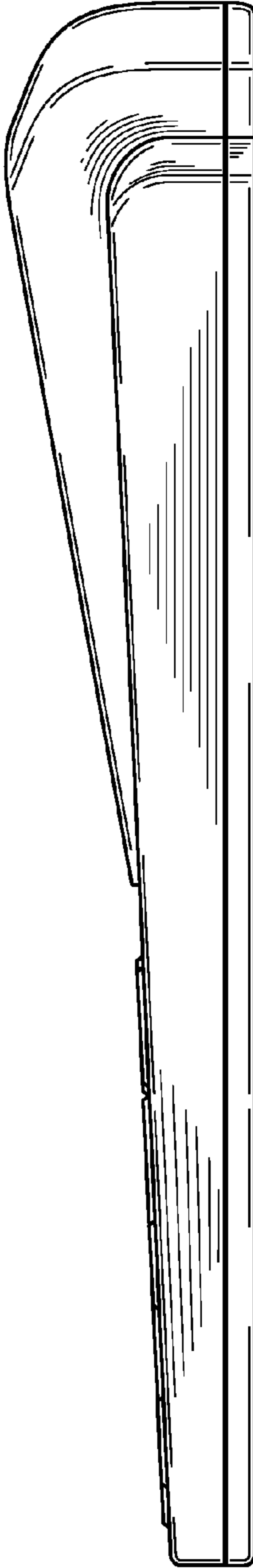


FIG. 5

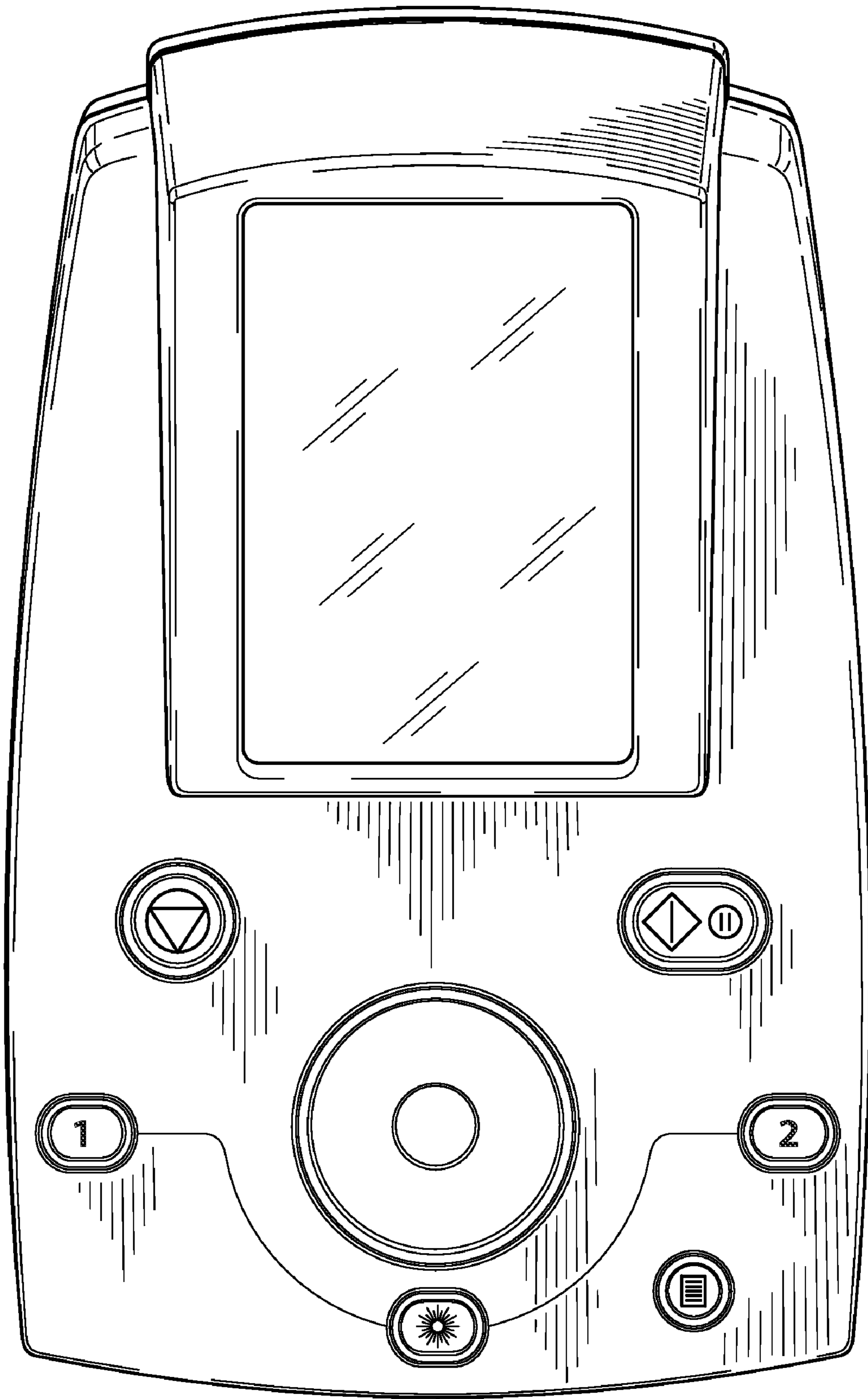


FIG. 6

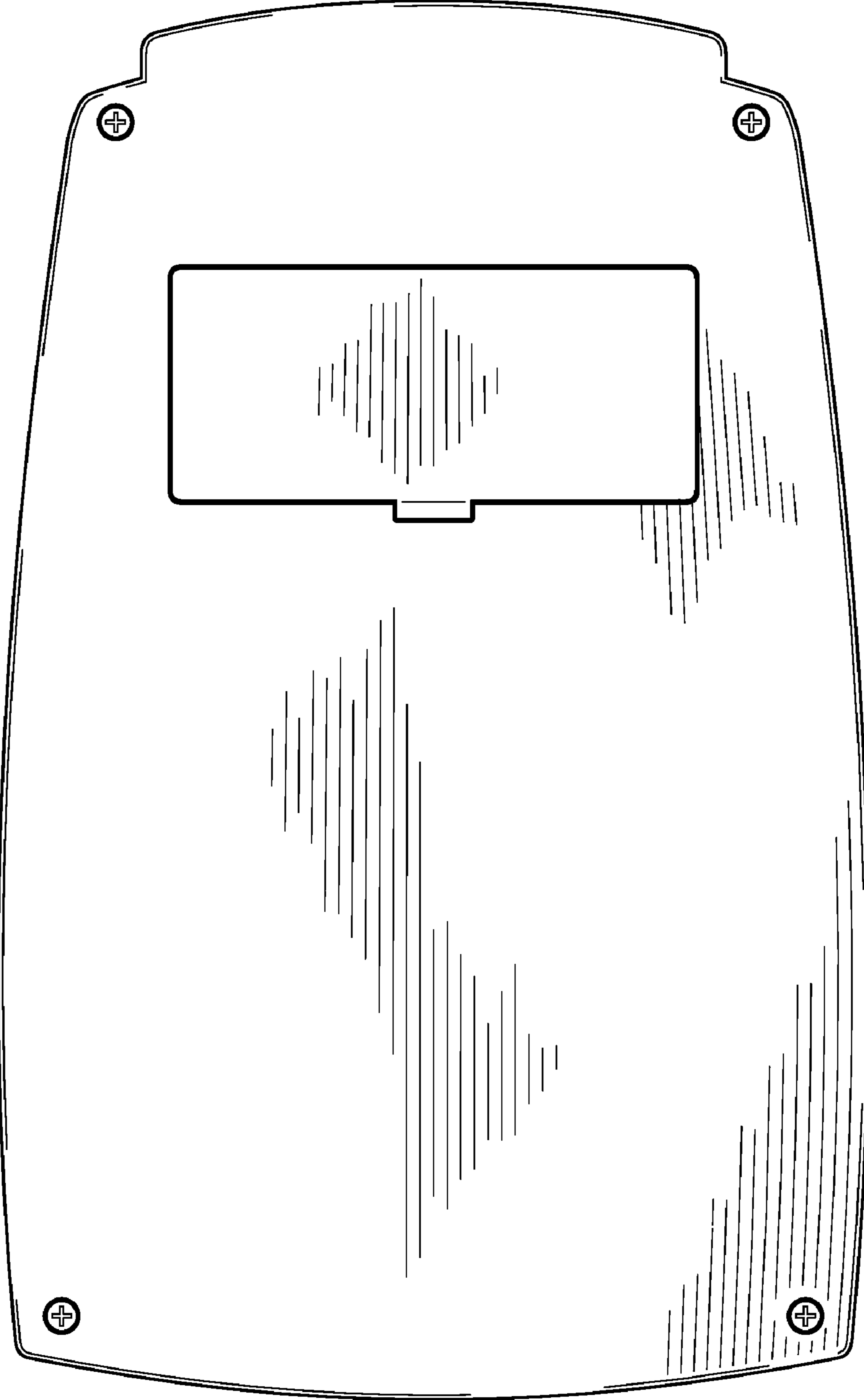


FIG. 7