

US00D593678S

(12) **United States Design Patent**
Sakaguchi et al.

(10) **Patent No.:** **US D593,678 S**

(45) **Date of Patent:** **** Jun. 2, 2009**

(54) **ABSORBENT PAD FOR BREAST MILK**

(75) Inventors: **Satoru Sakaguchi**, Kagawa (JP); **Ayami Suga**, Kagawa (JP)

(73) Assignee: **Uni-Charm Corporation**, Ehime-Ken (JP)

(**) Term: **14 Years**

(21) Appl. No.: **29/280,940**

(22) Filed: **Jun. 11, 2007**

(30) **Foreign Application Priority Data**

Dec. 12, 2006 (JP) 2006-034163

(51) **LOC (9) Cl.** **24-04**

(52) **U.S. Cl.** **D24/124**

(58) **Field of Classification Search** D24/124–126,
D24/188–189; 450/36–38, 55–57; 2/267,
2/268; 604/385.07, 358, 363, 364, 368–375,
604/385.01, 385.03, 385.14, 385.23, 387,
604/390; 602/41–43, 56

See application file for complete search history.

(56) **References Cited**

U.S. PATENT DOCUMENTS

2,427,851	A *	9/1947	Gerst	450/57
4,674,510	A *	6/1987	Sneider	450/57
5,017,174	A *	5/1991	Gowrylow	450/37
D321,058	S *	10/1991	Dickinson	D24/207
D347,278	S *	5/1994	Higa	D24/124
5,683,286	A *	11/1997	Kielland	450/37
6,224,458	B1 *	5/2001	Chen	450/57
6,241,715	B1 *	6/2001	Houser et al.	604/385.07

D473,641	S *	4/2003	Kali	D24/124
6,695,678	B1 *	2/2004	Foley et al.	450/47
7,008,409	B2 *	3/2006	Spiezio et al.	604/385.07
7,044,828	B2 *	5/2006	Foley et al.	450/37
D575,867	S *	8/2008	Fujikawa et al.	D24/124
D575,868	S *	8/2008	Fujikawa et al.	D24/124
D575,869	S *	8/2008	Fujikawa et al.	D24/124

* cited by examiner

Primary Examiner—Holly H Baynham

Assistant Examiner—Michelle E Wilson

(74) *Attorney, Agent, or Firm*—Darby & Darby P.C.

(57) **CLAIM**

The ornamental design for absorbent pad for breast milk, as shown and described.

DESCRIPTION

FIG. 1 is a front elevation view of our new design for a absorbent pad for breast milk;

FIG. 2 is a rear elevation view thereof;

FIG. 3 is a left side elevation view thereof;

FIG. 4 is a right side elevation view thereof;

FIG. 5 is a top plan view thereof;

FIG. 6 is a bottom plan view thereof;

FIG. 7 is a sectional view along VII—VII line of FIG. 1 thereof;

FIG. 8 is a side view showing the article as folded inwardly thereof into two along the longitudinal central portion; and,

FIG. 9 is a perspective view as viewed from a front view thereof as unfolded for a absorbent pad for breast milk.

1 Claim, 5 Drawing Sheets

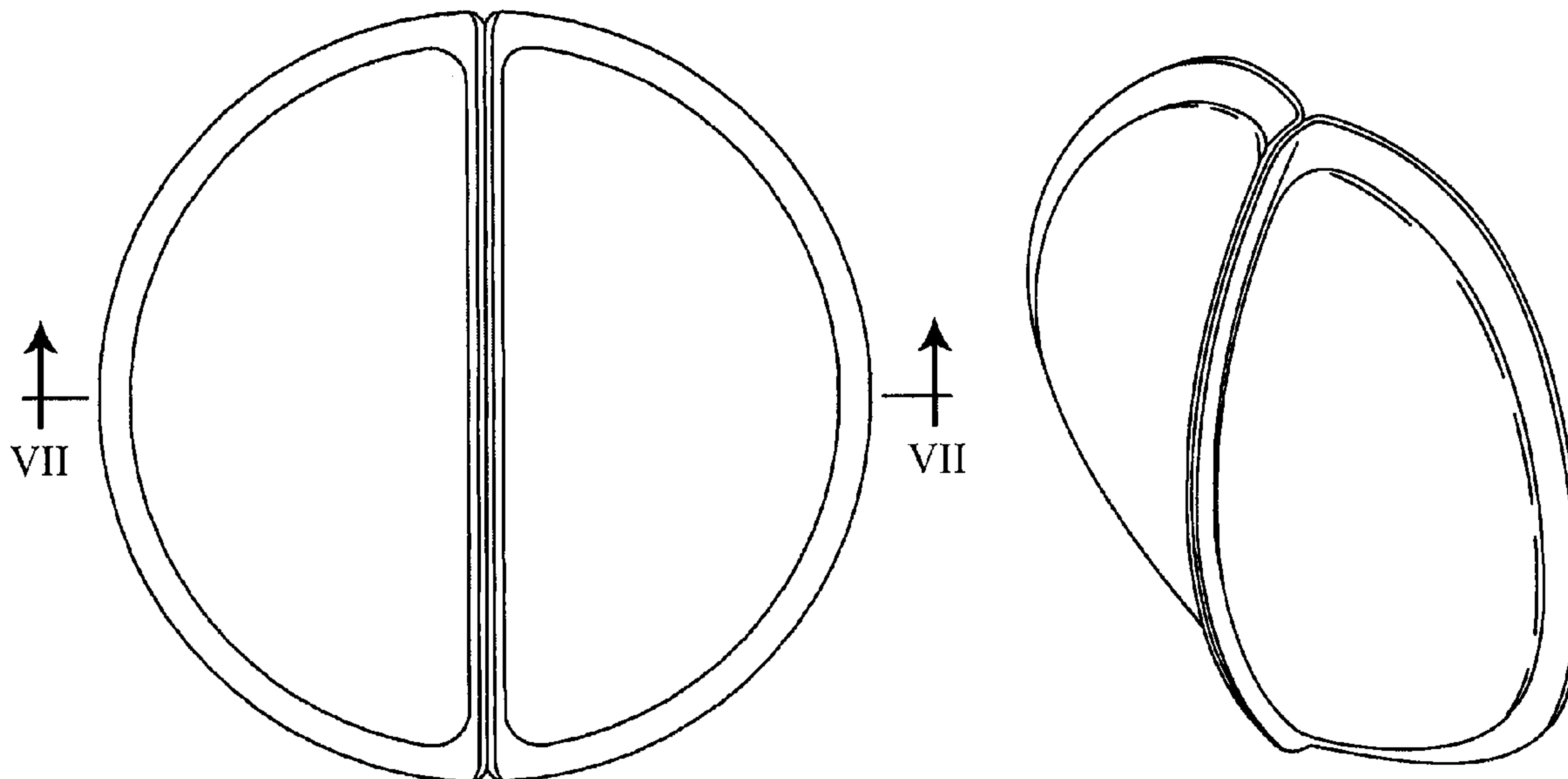


FIG. 1

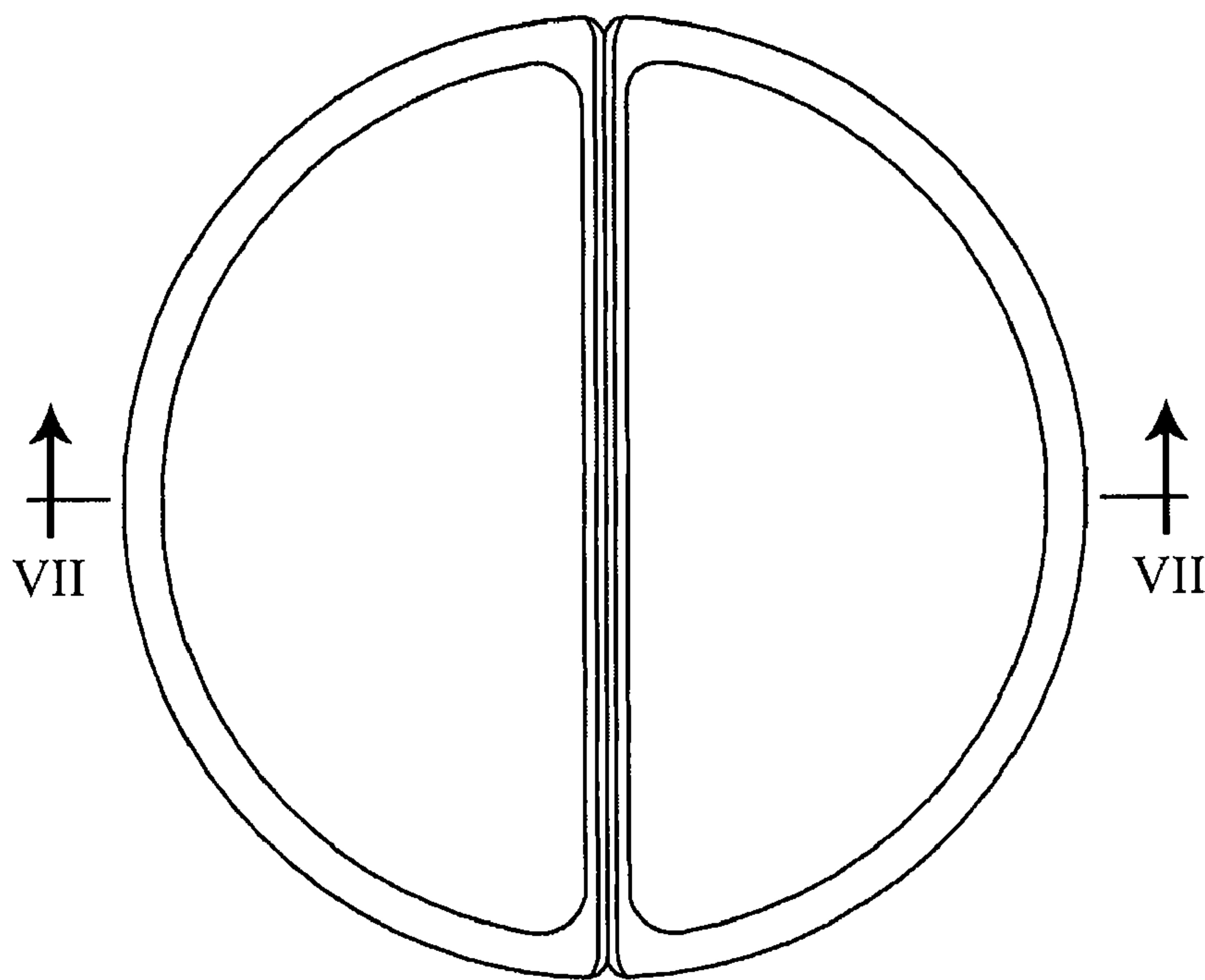


FIG. 2

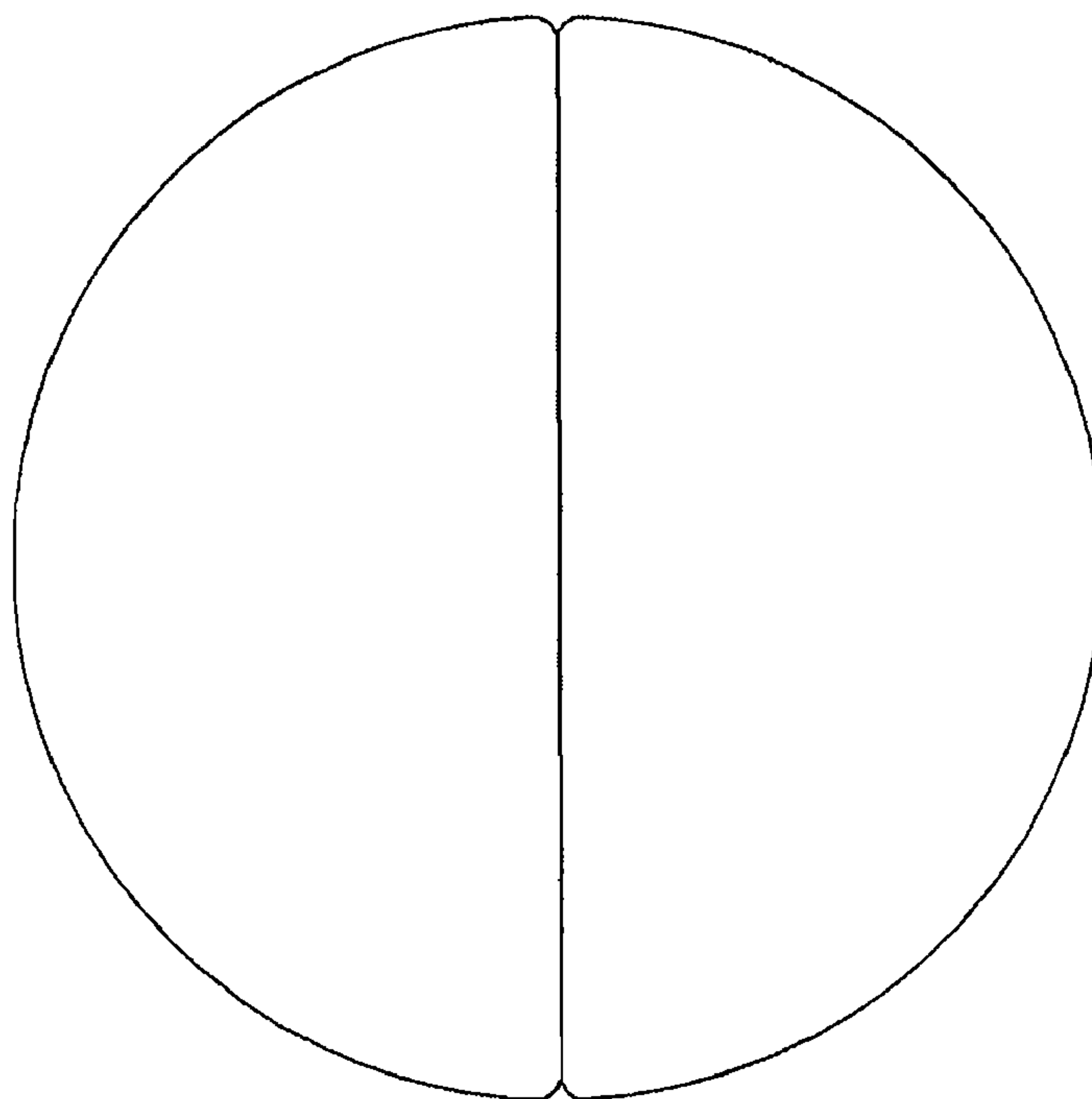


FIG. 3

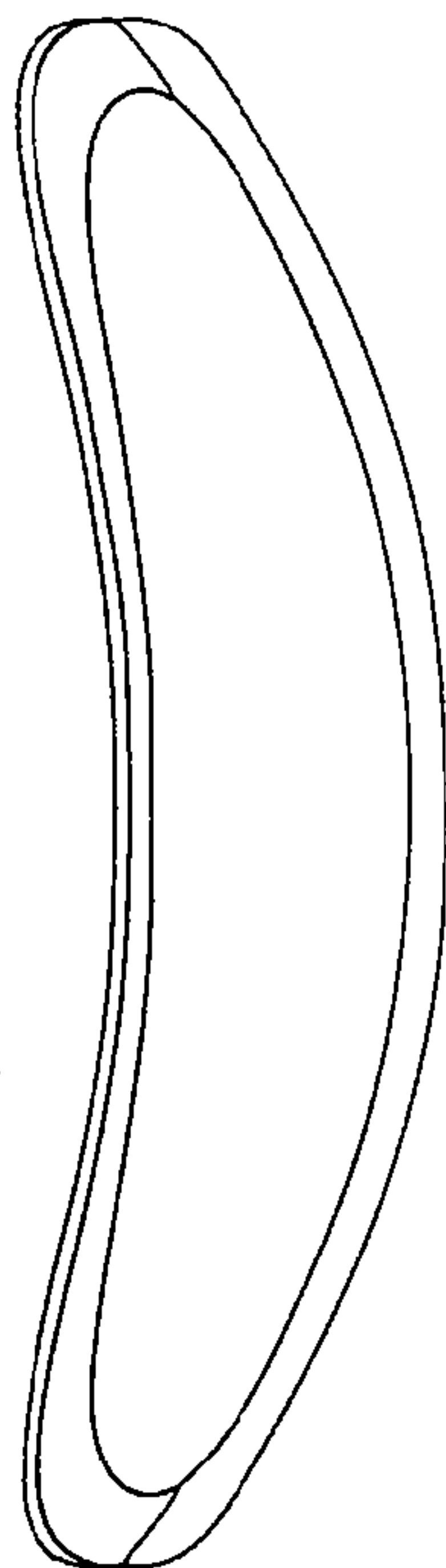


FIG. 4

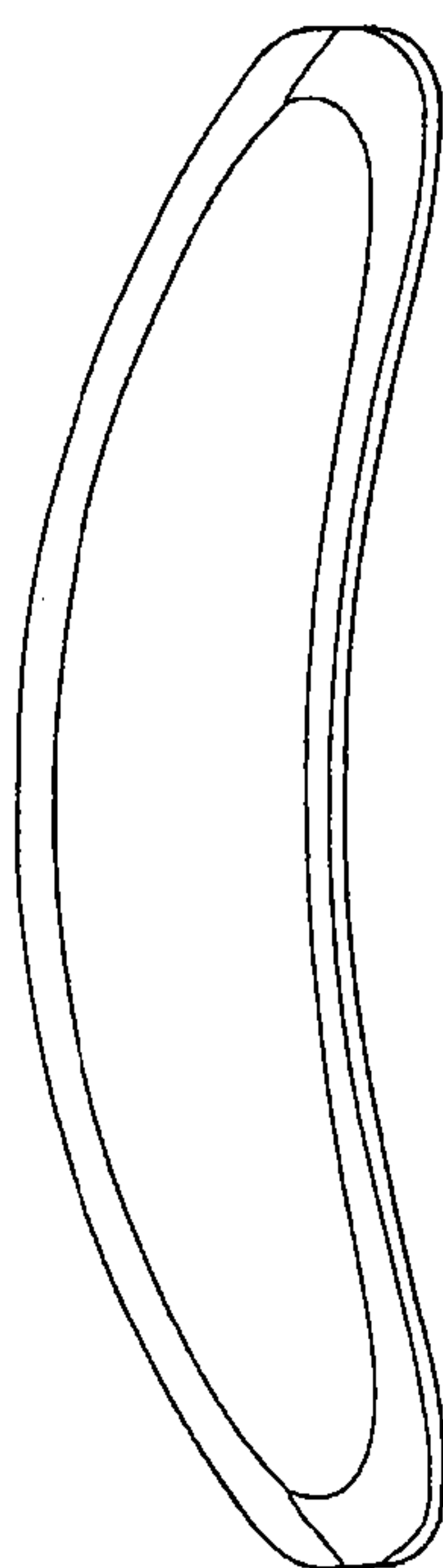


FIG.5

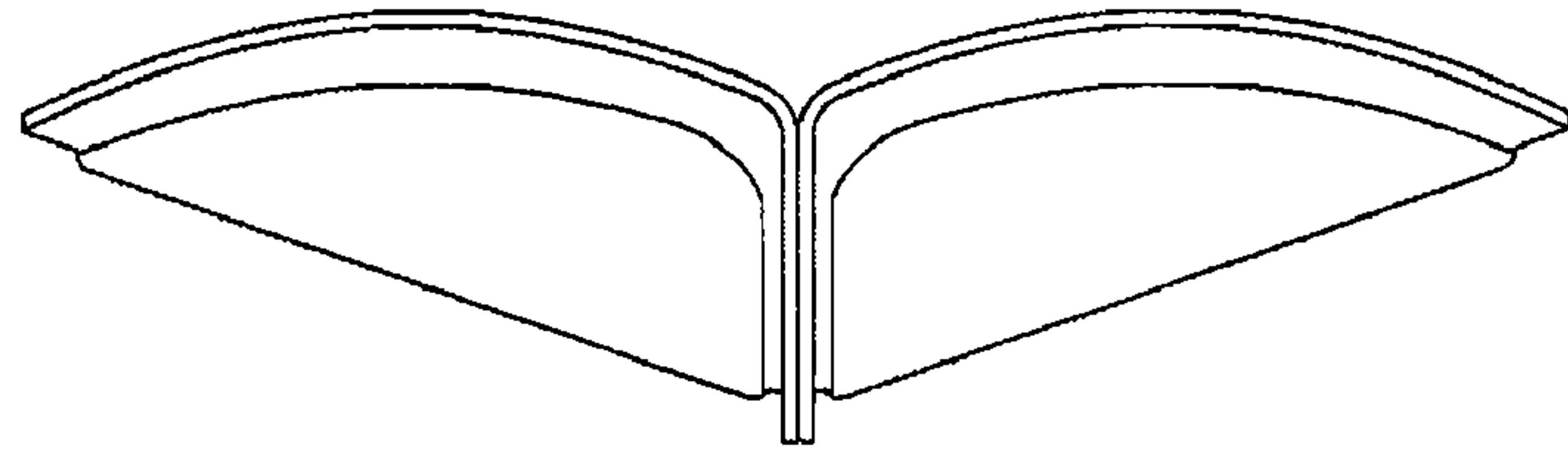


FIG.6

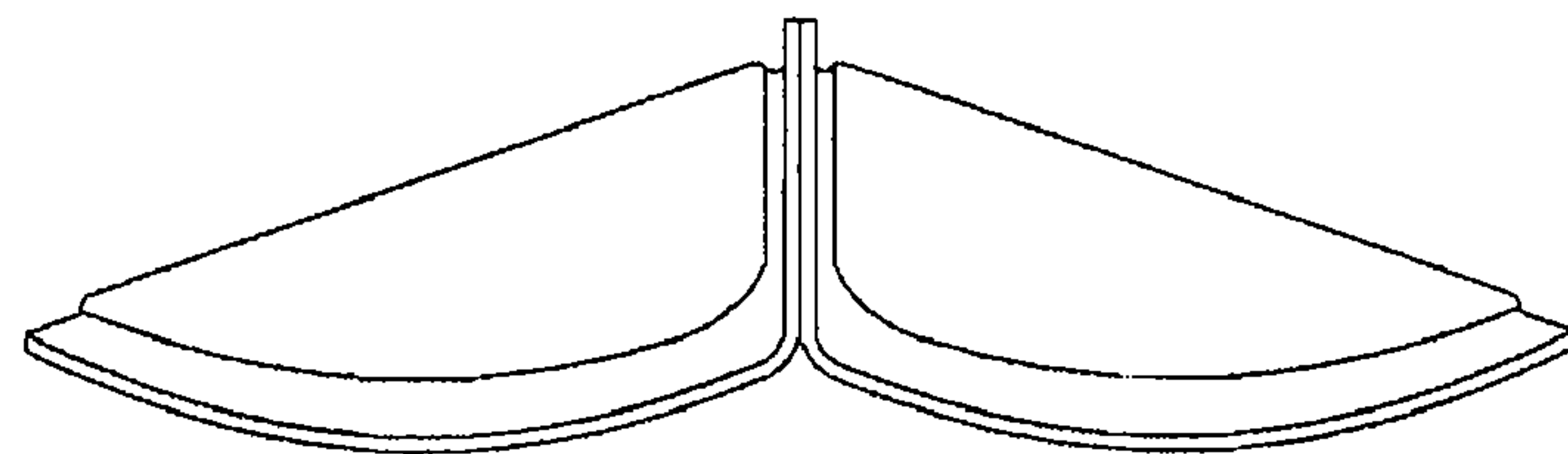


FIG.7

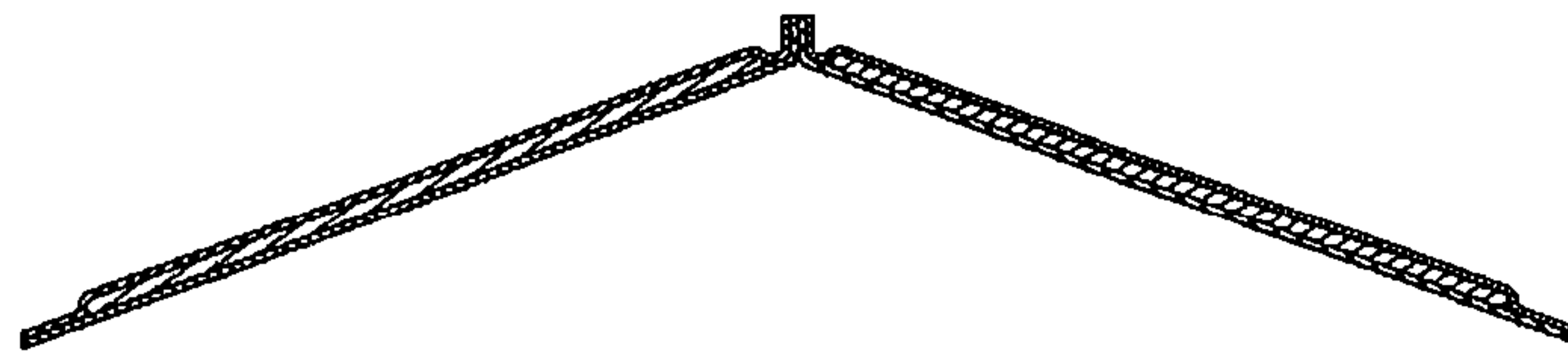


FIG. 8

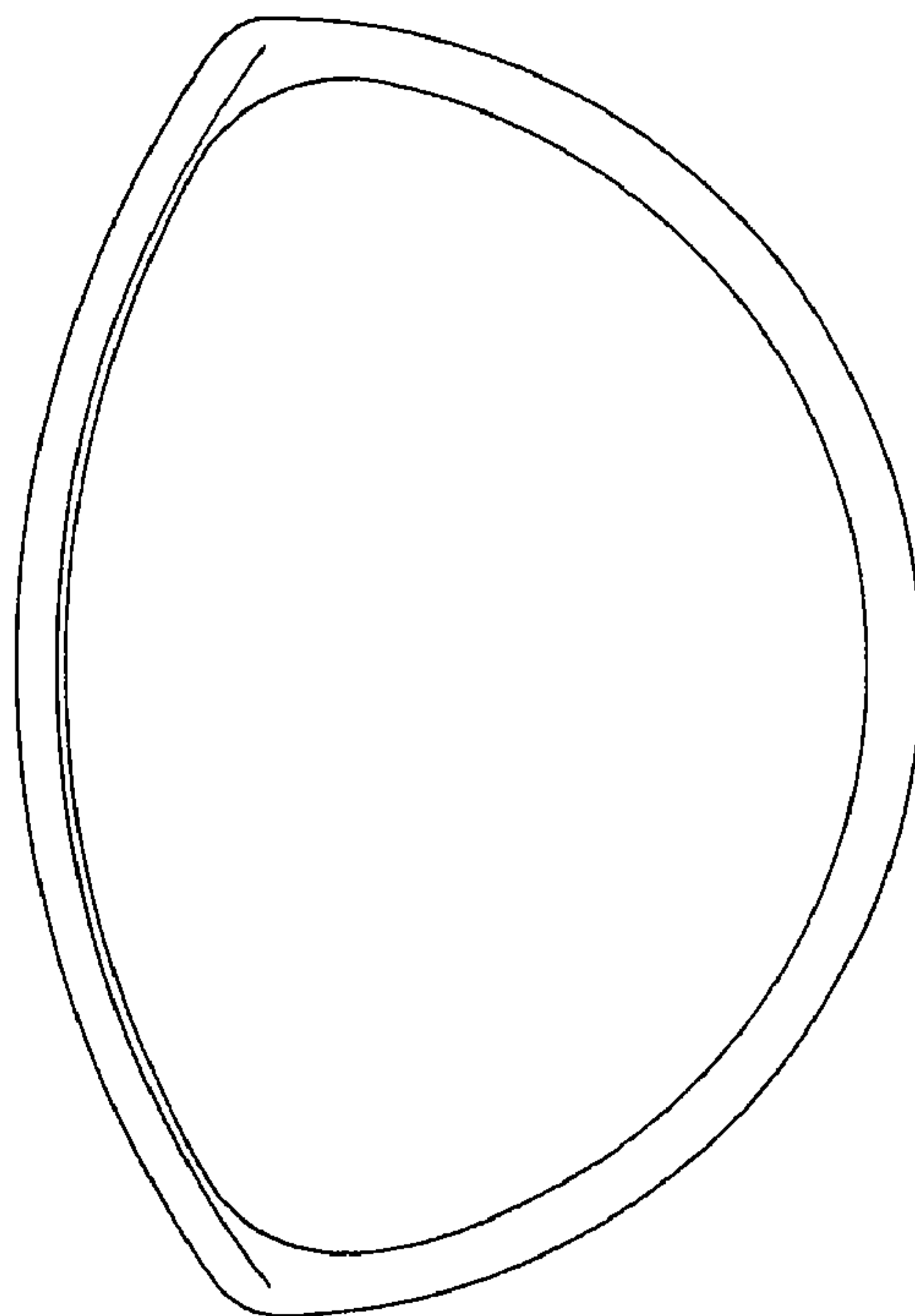


FIG. 9

