



US00D593669S

(12) **United States Design Patent**
Daelemans et al.

(10) **Patent No.:** **US D593,669 S**
(45) **Date of Patent:** **** Jun. 2, 2009**

(54) **AIR FRESHENER**

(75) Inventors: **Griet Daelemans**, Brussels (BE);
Sebastian Karl David A'Court Bergne,
London (GB)

(73) Assignee: **The Procter & Gamble Company**,
Cincinnati, OH (US)

(**) Term: **14 Years**

(21) Appl. No.: **29/273,990**

(22) Filed: **Mar. 19, 2007**

(51) **LOC (9) Cl.** **28-99**

(52) **U.S. Cl.** **D23/366**

(58) **Field of Classification Search** D23/355-396;
261/DIG. 17, DIG. 43, DIG. 65, DIG. 88,
261/DIG. 89; 239/34, 35, 53, 56, 57, 60,
239/136, 326; 392/386, 394, 395; D28/5,
D28/6

See application file for complete search history.

(56) **References Cited**

U.S. PATENT DOCUMENTS

D162,679 S *	3/1951	Munnecke	D23/366
D175,254 S *	8/1955	Hansen	D7/590
2,824,208 A *	2/1958	Bauer	219/473
D189,393 S *	12/1960	Schlumbohn	D7/300.1
2,982,458 A *	5/1961	Hennion	229/4.5
D253,508 S *	11/1979	Sutton	D7/594
4,220,281 A	9/1980	Martens et al.		
4,226,829 A	10/1980	Mike		
4,612,223 A	9/1986	Spector		

D372,769 S *	8/1996	Ganor	D23/366
D434,485 S	11/2000	Furner		
D436,657 S *	1/2001	Heatter	D23/366
D449,677 S *	10/2001	Denham et al.	D23/364
D462,431 S *	9/2002	Bunce et al.	D23/366
D503,468 S *	3/2005	Harbutt et al.	D23/366
D509,578 S *	9/2005	Yao	D23/364
D560,788 S *	1/2008	Farrell et al.	D23/366

OTHER PUBLICATIONS

Brookstone.com, Sand timer, Dec. 8, 2006, 2 pgs.

* cited by examiner

Primary Examiner—Sandra Snapp

(74) *Attorney, Agent, or Firm*—Amy I. Ahn-Roll

(57) **CLAIM**

The ornamental design for an air freshener, as shown and described.

DESCRIPTION

FIG. 1 is a perspective view of an article according to the present invention;

FIG. 2 is a front view thereof;

FIG. 3 is a side view thereof;

FIG. 4 is a bottom view thereof;

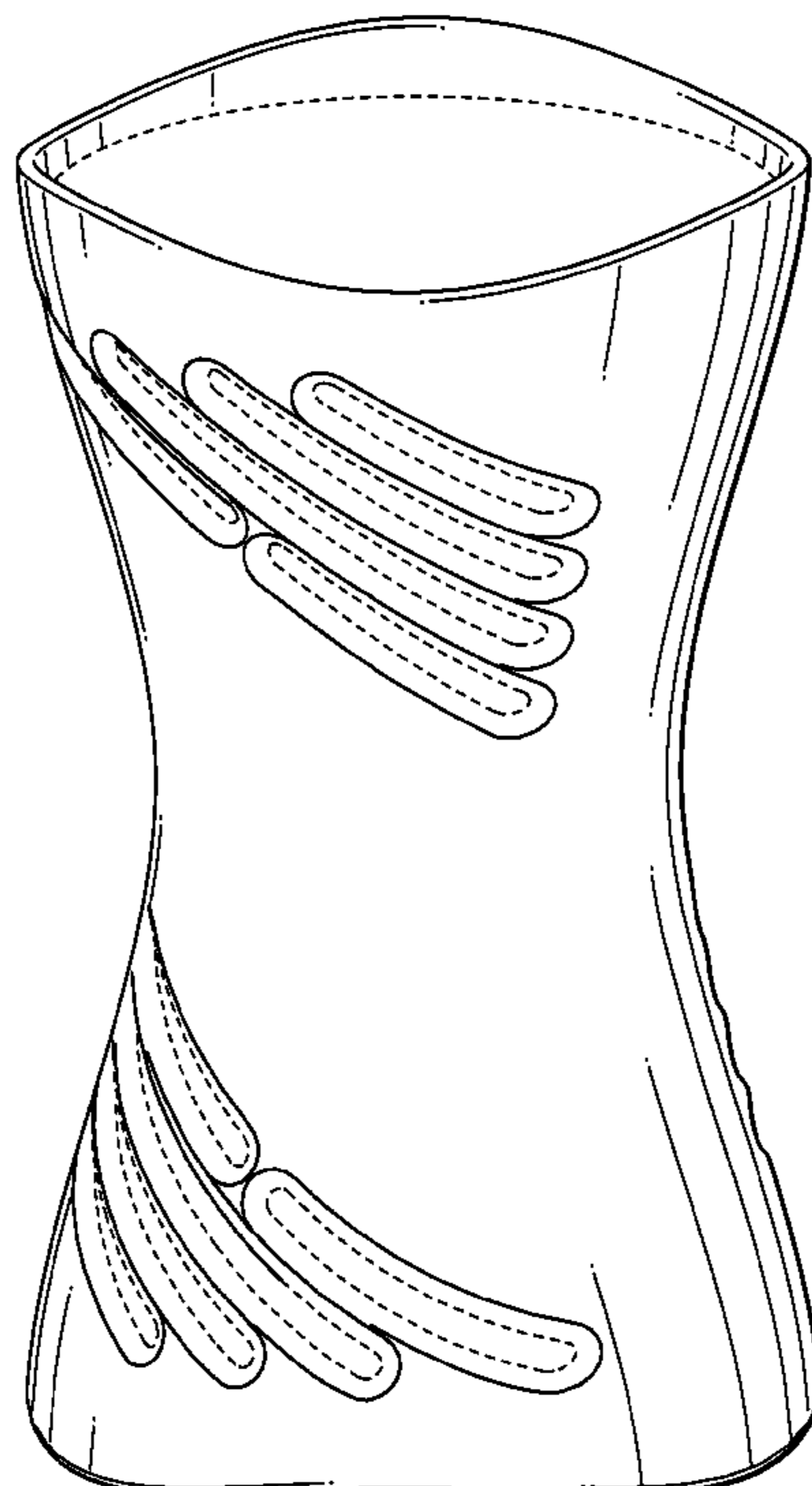
FIG. 5 is a side view thereof;

FIG. 6 is a top view thereof; and,

FIG. 7 is a bottom view thereof.

The broken lines shown in the drawings are for illustrative purposes only and form no part of the claimed design.

1 Claim, 6 Drawing Sheets



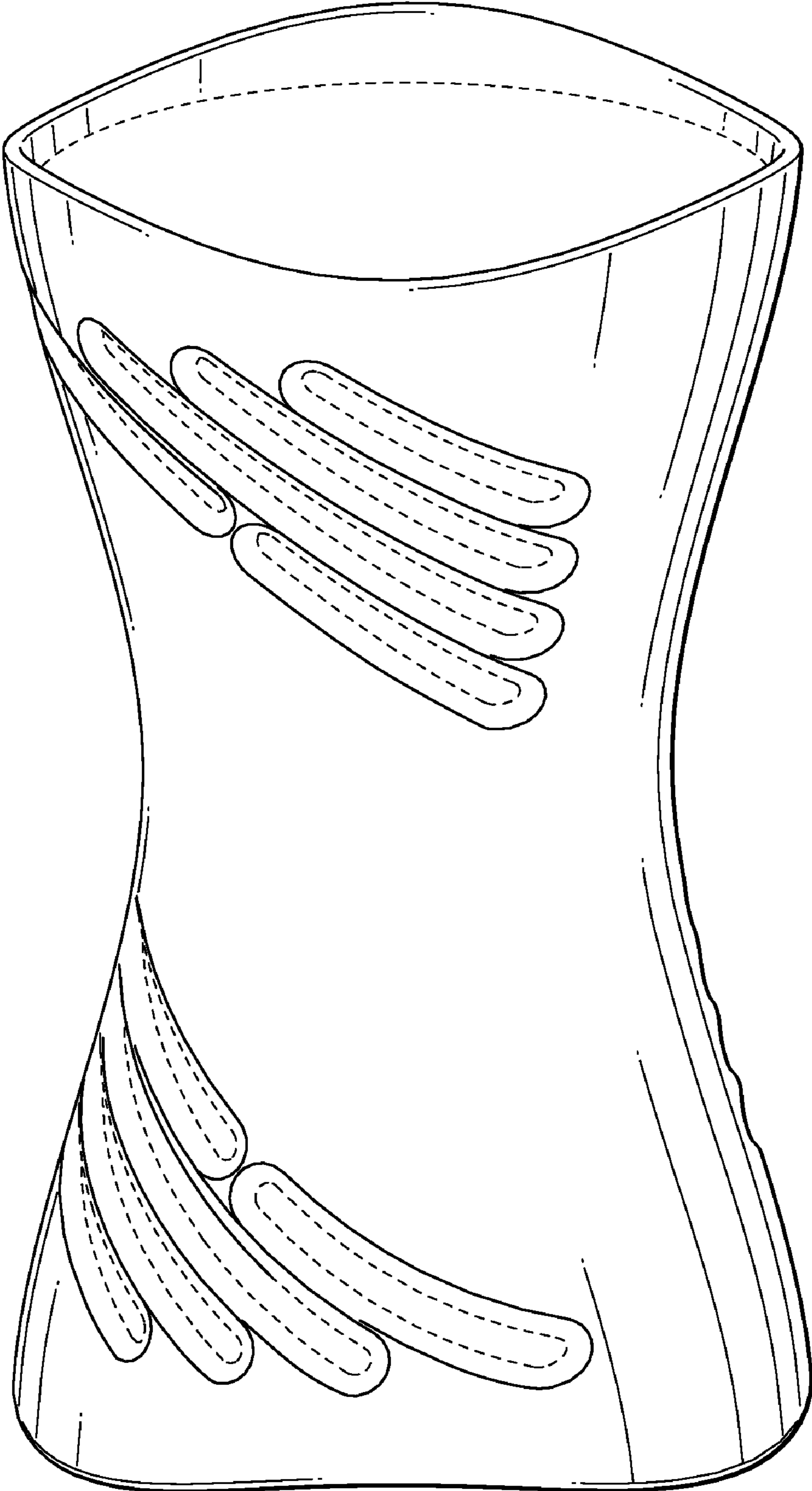


FIG. 1

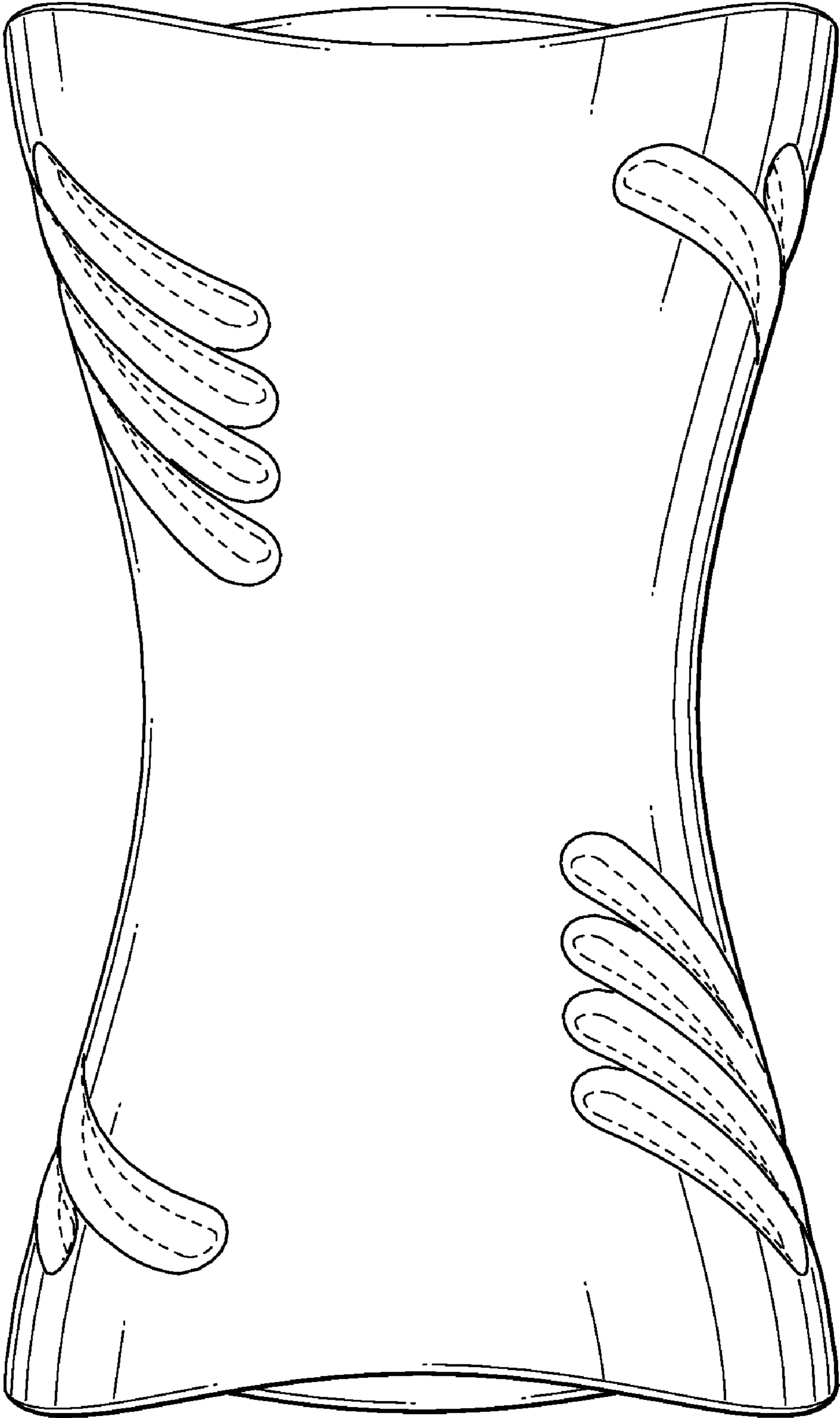


FIG. 2

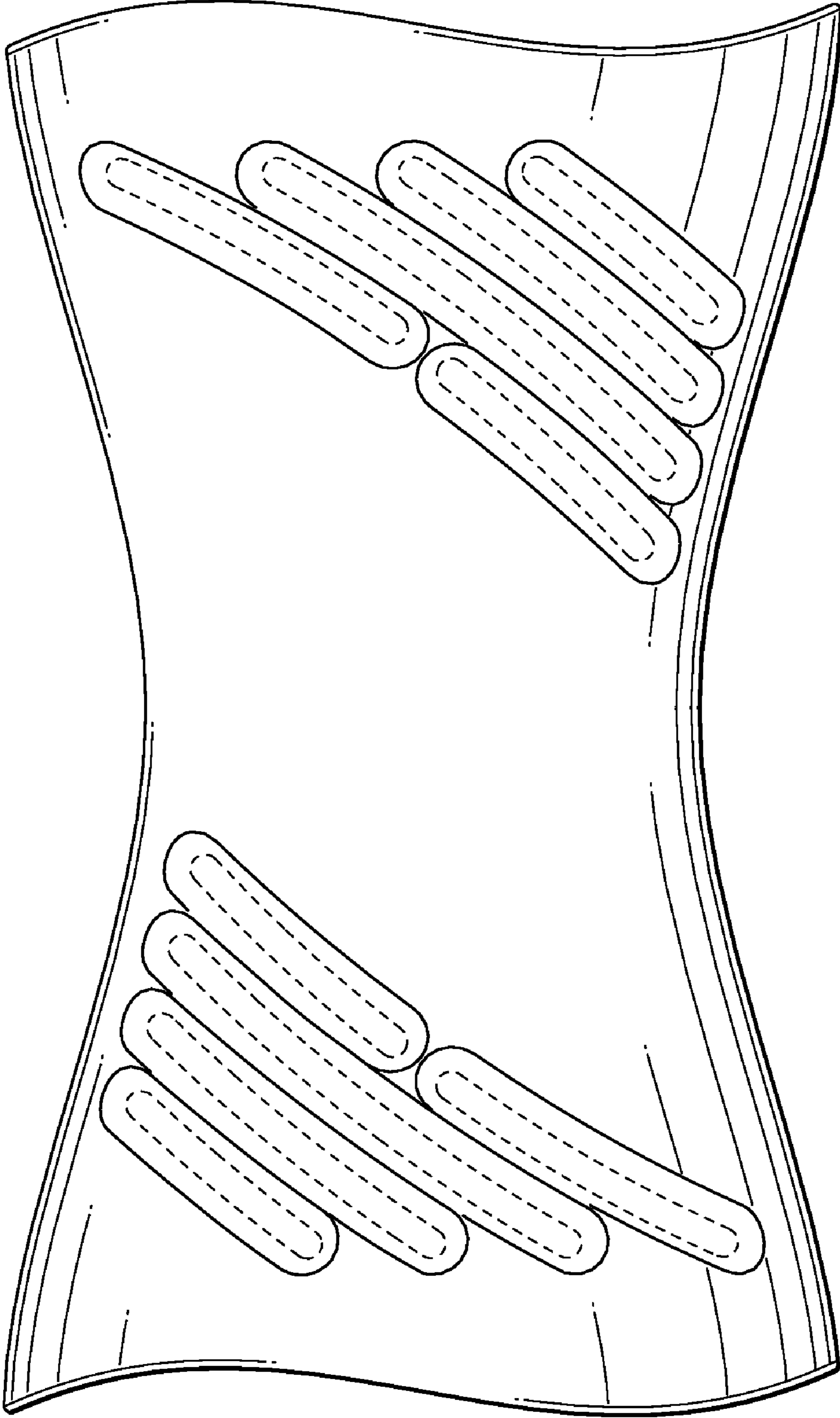


FIG. 3

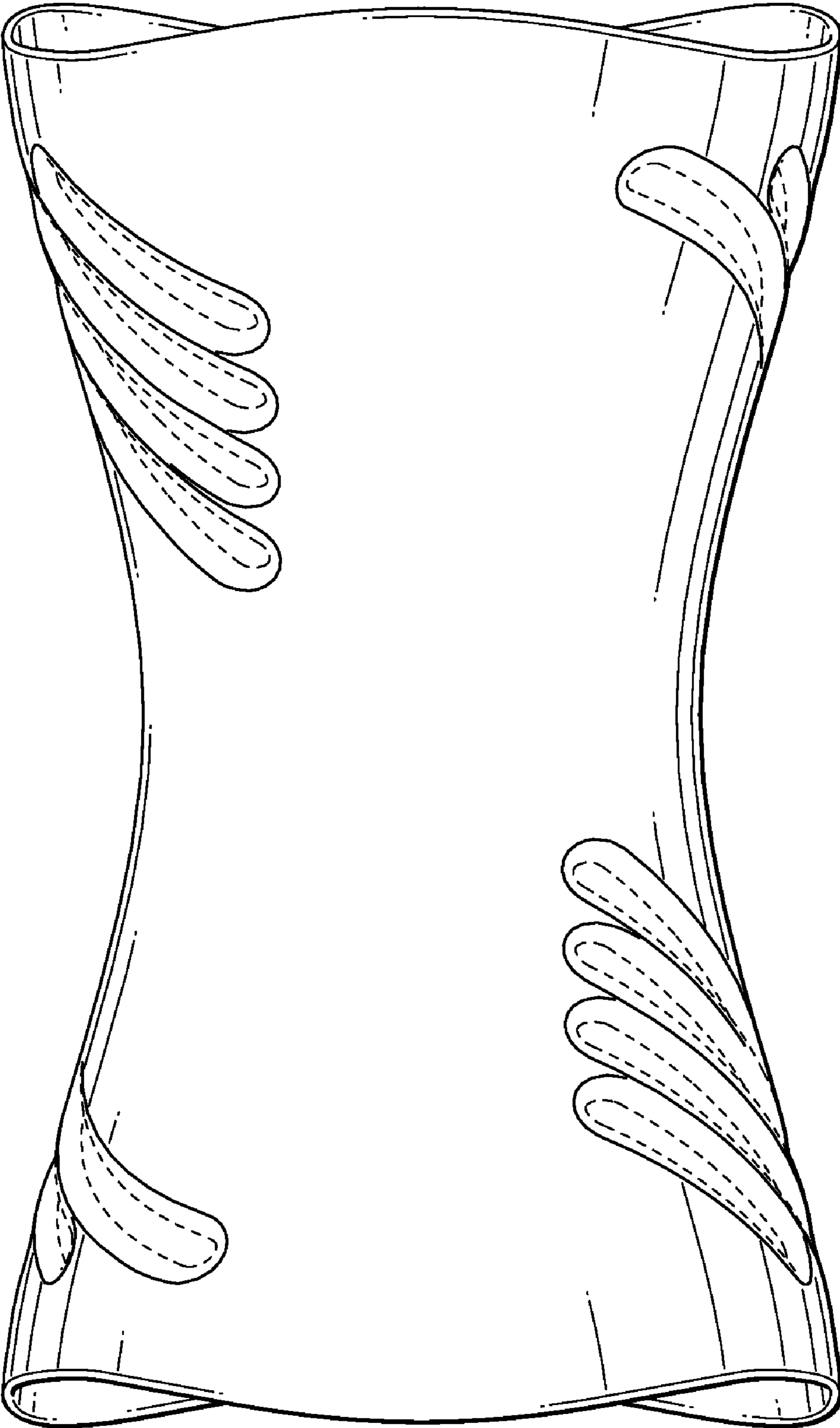


FIG. 4

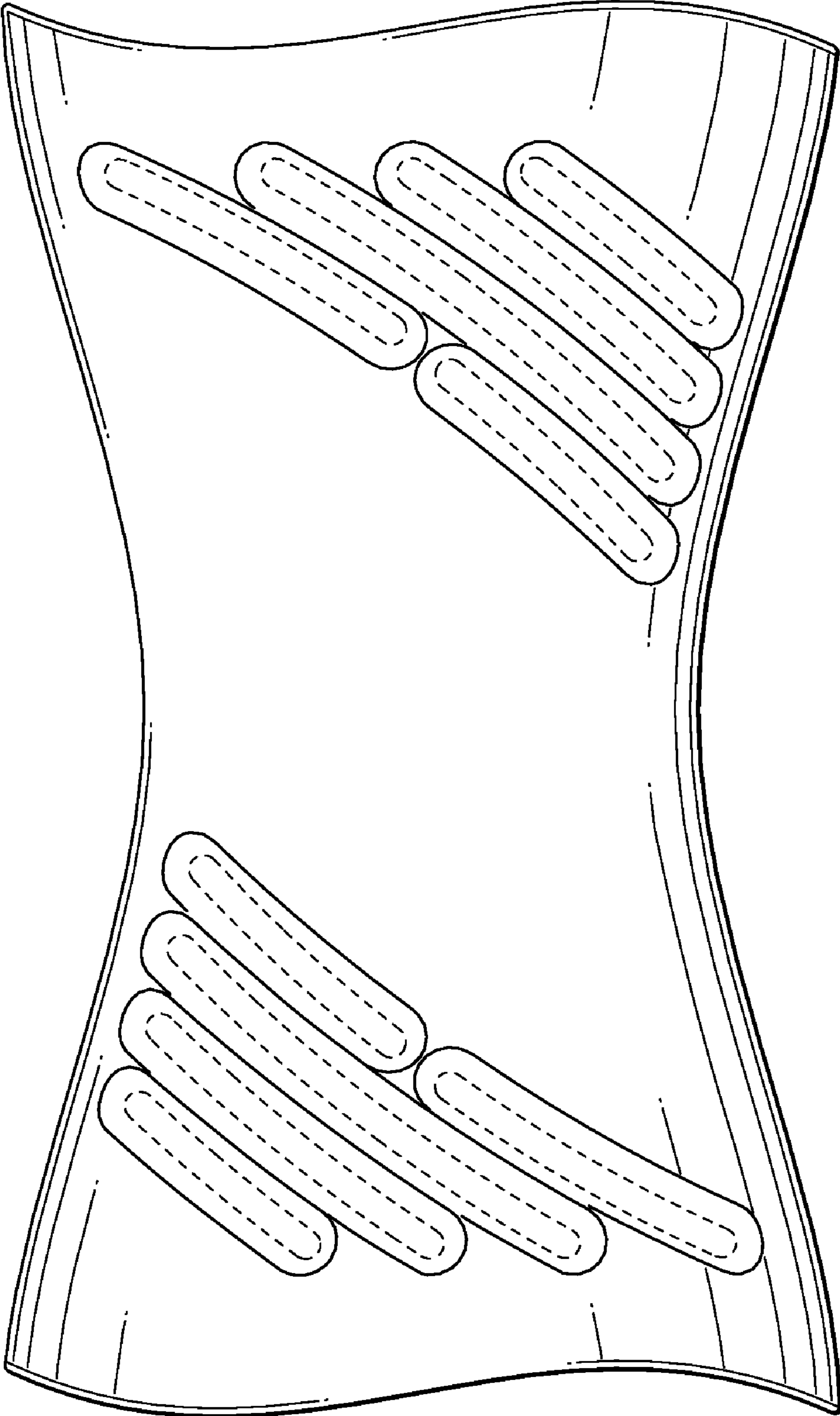


FIG. 5




FIG. 6




FIG. 7