

US00D593668S

(12) **United States Design Patent**
Seki

(10) **Patent No.:** **US D593,668 S**
(45) **Date of Patent:** **** Jun. 2, 2009**

(54) **AIR CONDITIONER**
(75) Inventor: **Kouichirou Seki**, Kusatsu (JP)
(73) Assignee: **Daikin Industries Ltd.**, Osaka-Shi (JP)
(**) Term: **14 Years**

D580,036 S * 11/2008 Nakamura D23/351
D580,038 S * 11/2008 Seki et al. D23/351
D580,535 S * 11/2008 Chun et al. D23/351
D580,537 S * 11/2008 Niki et al. D23/351
D581,504 S * 11/2008 Nakamura et al. D23/351
D584,389 S * 1/2009 Oh et al. D23/351
D584,806 S * 1/2009 Oh et al. D23/351
D587,793 S * 3/2009 Seki D23/351

(21) Appl. No.: **29/311,315**
(22) Filed: **Feb. 18, 2009**

* cited by examiner

Primary Examiner—Brian N Vinson
(74) *Attorney, Agent, or Firm*—Manabu Kanesaka

(30) **Foreign Application Priority Data**
Nov. 11, 2008 (JP) 2008-028906

(57) **CLAIM**

(51) **LOC (9) Cl.** **23-04**
(52) **U.S. Cl.** **D23/351**
(58) **Field of Classification Search** D23/351–354;
312/236; 62/259.1, 259.4, 262–263, 304;
454/330–331, 349–350
See application file for complete search history.

The ornamental design for an air conditioner, as shown and described.

DESCRIPTION

(56) **References Cited**

FIG. 1 is a perspective view of an air conditioner showing my new design;
FIG. 2 is a front view thereof;
FIG. 3 is a rear view thereof;
FIG. 4 is a plan view thereof;
FIG. 5 is a bottom view thereof;
FIG. 6 is a right side view thereof; and,
FIG. 7 is a left side view thereof.

U.S. PATENT DOCUMENTS

D539,889 S * 4/2007 Chooji D23/351
D553,722 S * 10/2007 Seki et al. D23/351
D553,726 S * 10/2007 Niki D23/351
D565,158 S * 3/2008 Nagahori D23/351
D576,719 S * 9/2008 Seki D23/351
D580,033 S * 11/2008 Seki D23/351
D580,034 S * 11/2008 Seki D23/351

1 Claim, 7 Drawing Sheets

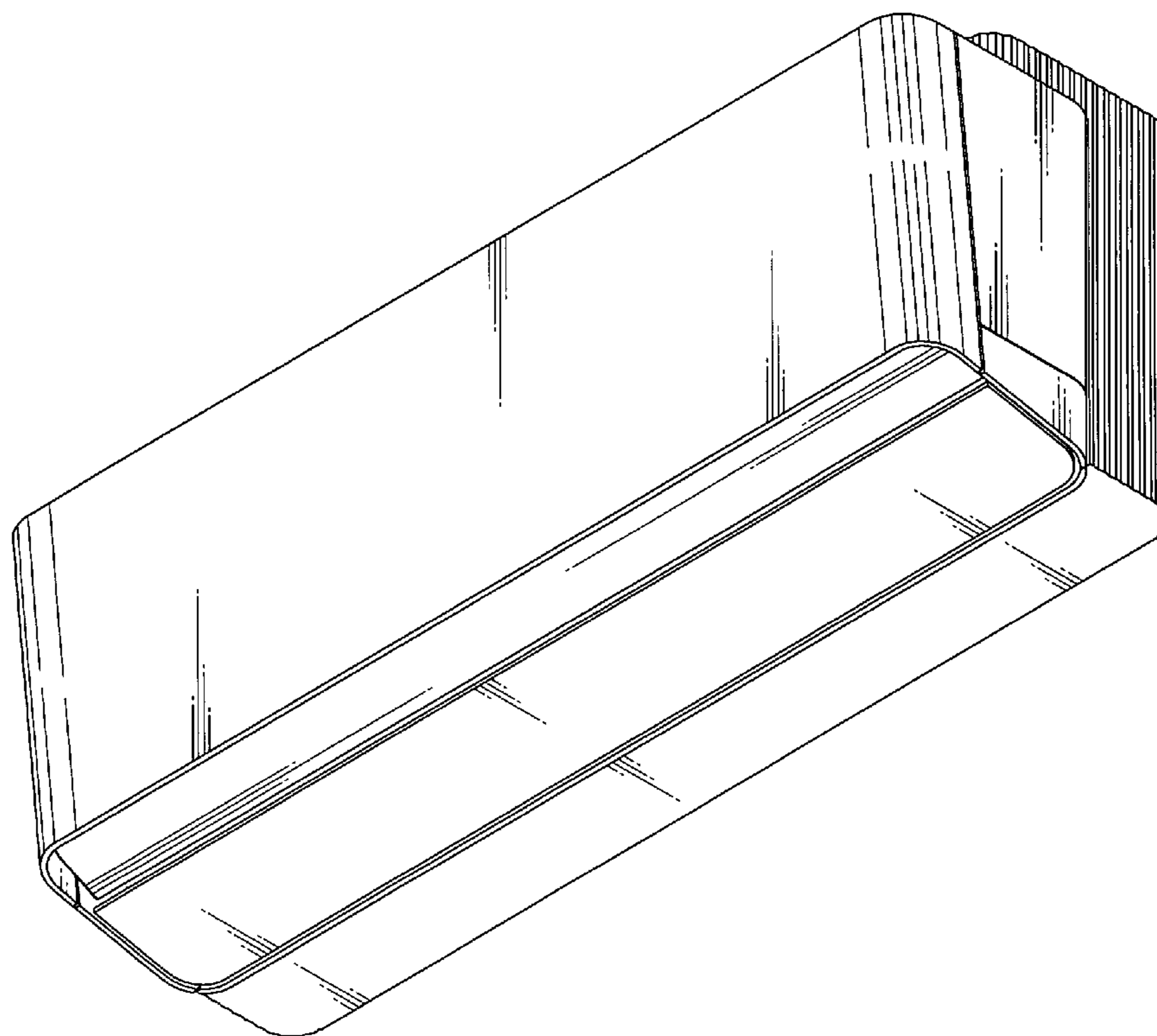


FIG. 1

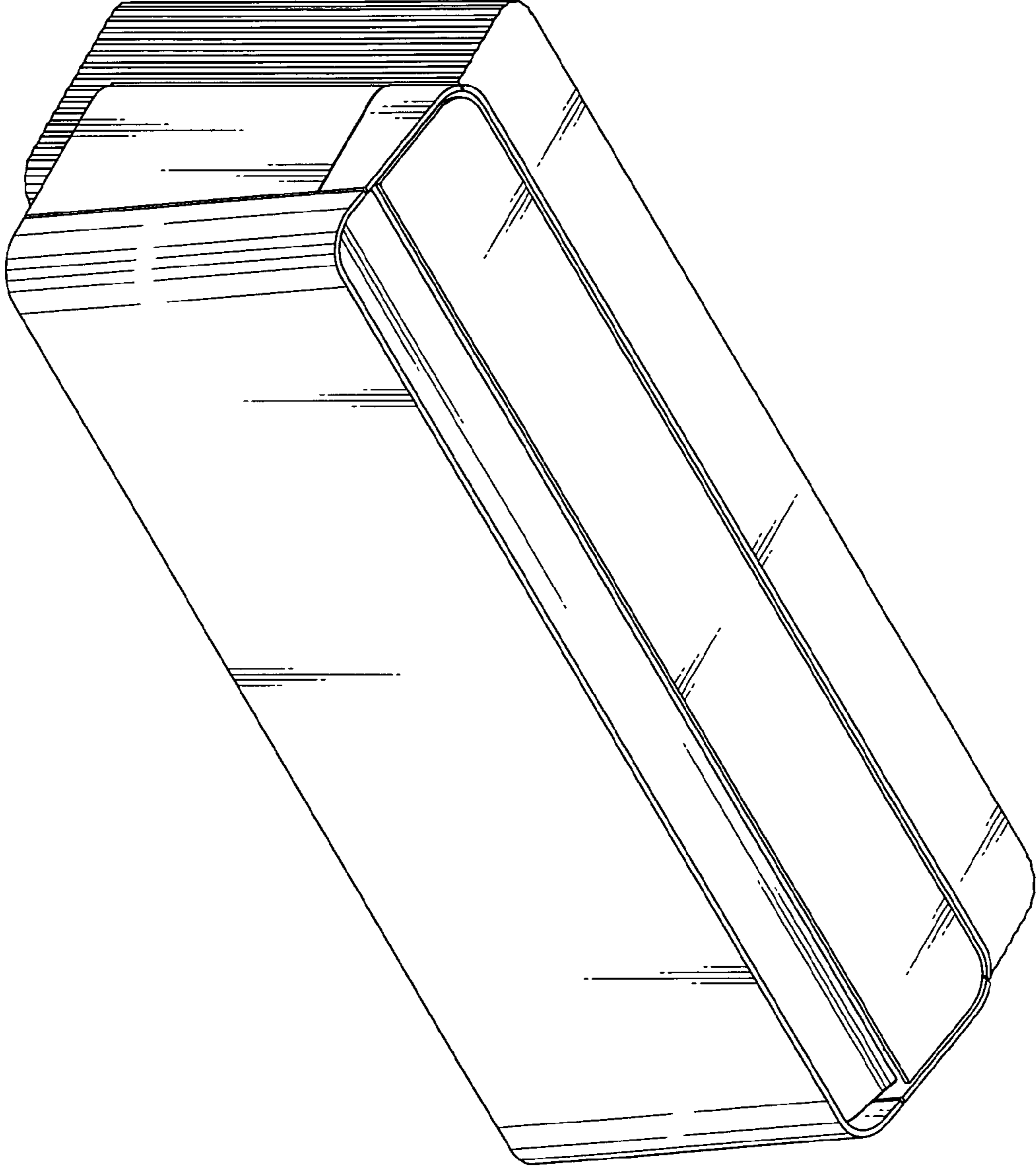


FIG. 2




FIG. 3




FIG. 4

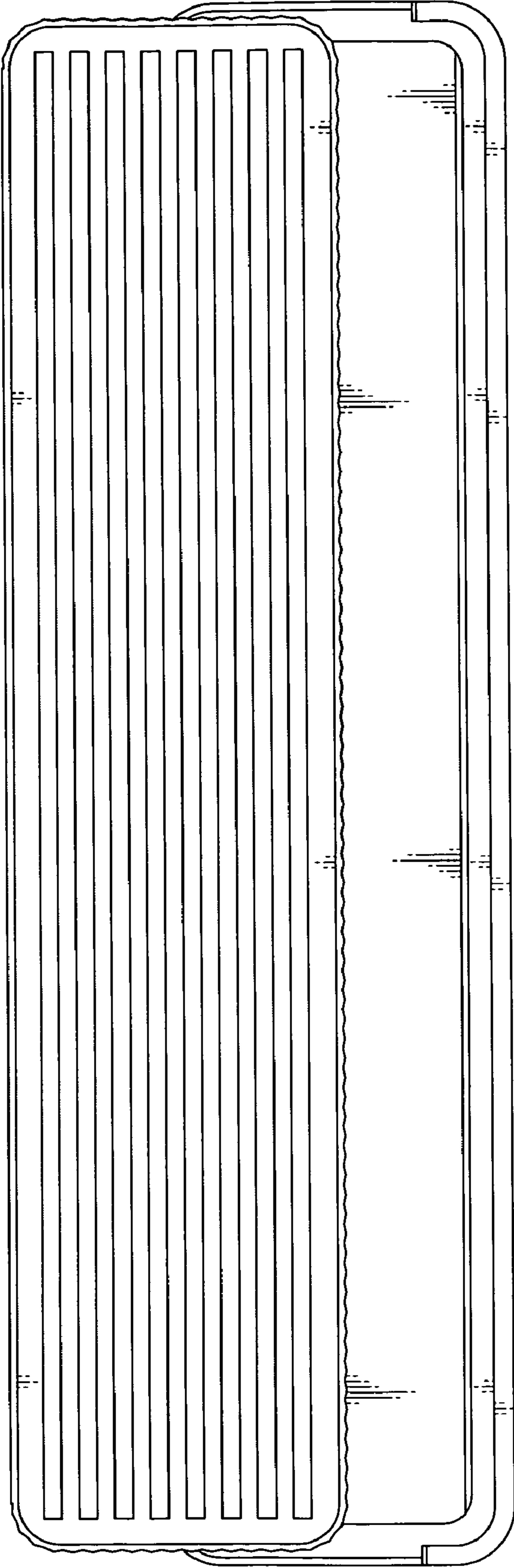


FIG. 5

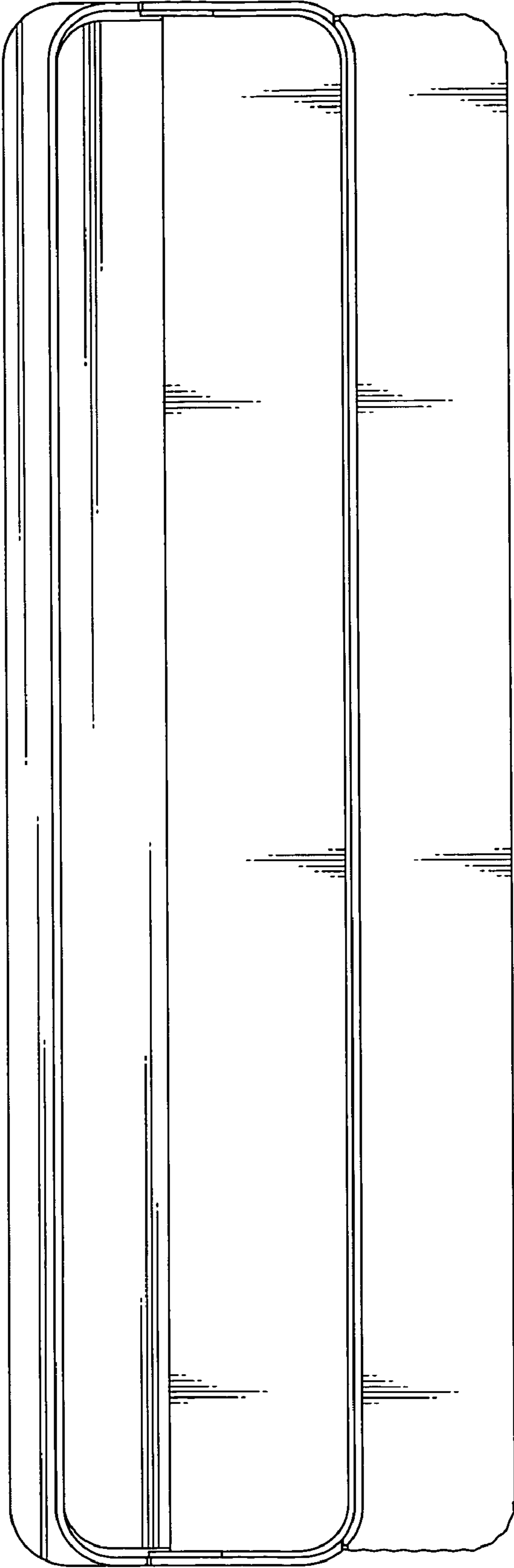


FIG. 6

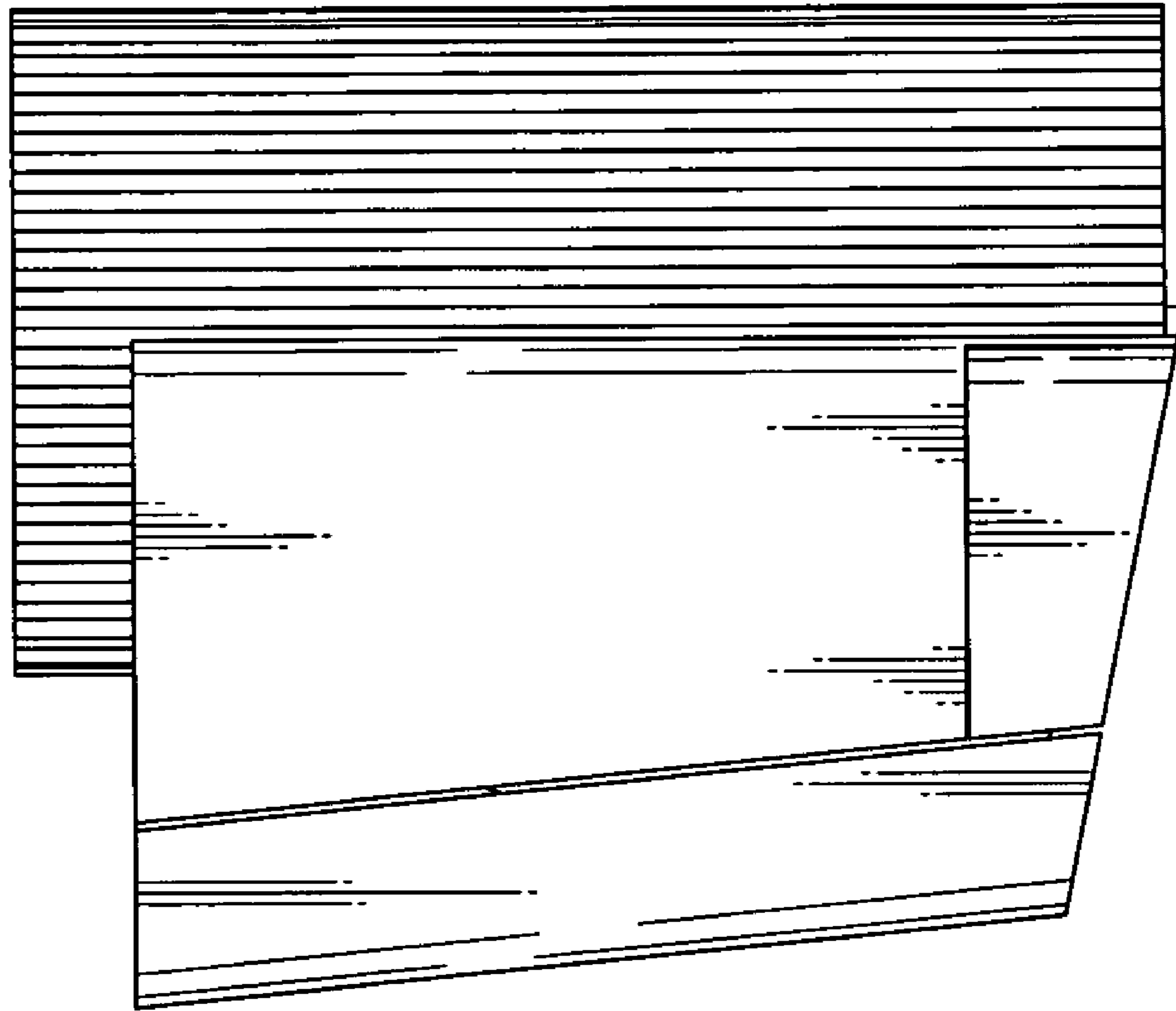


FIG. 7

