



US00D593665S

(12) **United States Design Patent**  
**Chouji**

(10) **Patent No.:** **US D593,665 S**  
(45) **Date of Patent:** **\*\* Jun. 2, 2009**

(54) **AIR CONDITIONER**  
(75) Inventor: **Masahiko Chouji**, Kusatsu (JP)  
(73) Assignee: **Daikin Industries Ltd.**, Osaka-Shi (JP)  
(\*\*) Term: **14 Years**

D580,036 S \* 11/2008 Nakamura ..... D23/351  
D580,038 S \* 11/2008 Seki et al. .... D23/351  
D580,535 S \* 11/2008 Chun et al. .... D23/351  
D580,537 S \* 11/2008 Niki et al. .... D23/351  
D581,504 S \* 11/2008 Nakamura et al. .... D23/351  
D584,389 S \* 1/2009 Oh et al. .... D23/351  
D584,806 S \* 1/2009 Oh et al. .... D23/351  
D587,793 S \* 3/2009 Seki ..... D23/351

(21) Appl. No.: **29/311,186**  
(22) Filed: **Jan. 13, 2009**

\* cited by examiner

*Primary Examiner*—Brian N Vinson  
(74) *Attorney, Agent, or Firm*—Manabu Kanesaka

(30) **Foreign Application Priority Data**  
Oct. 31, 2008 (JP) ..... 2008-028055

(57) **CLAIM**

(51) **LOC (9) Cl.** ..... **23-04**  
(52) **U.S. Cl.** ..... **D23/351**  
(58) **Field of Classification Search** ..... D23/351–354;  
312/236; 62/259.1, 259.4, 262–263, 304;  
454/330–331, 349–350  
See application file for complete search history.

The ornamental design for an air conditioner, as shown and described.

**DESCRIPTION**

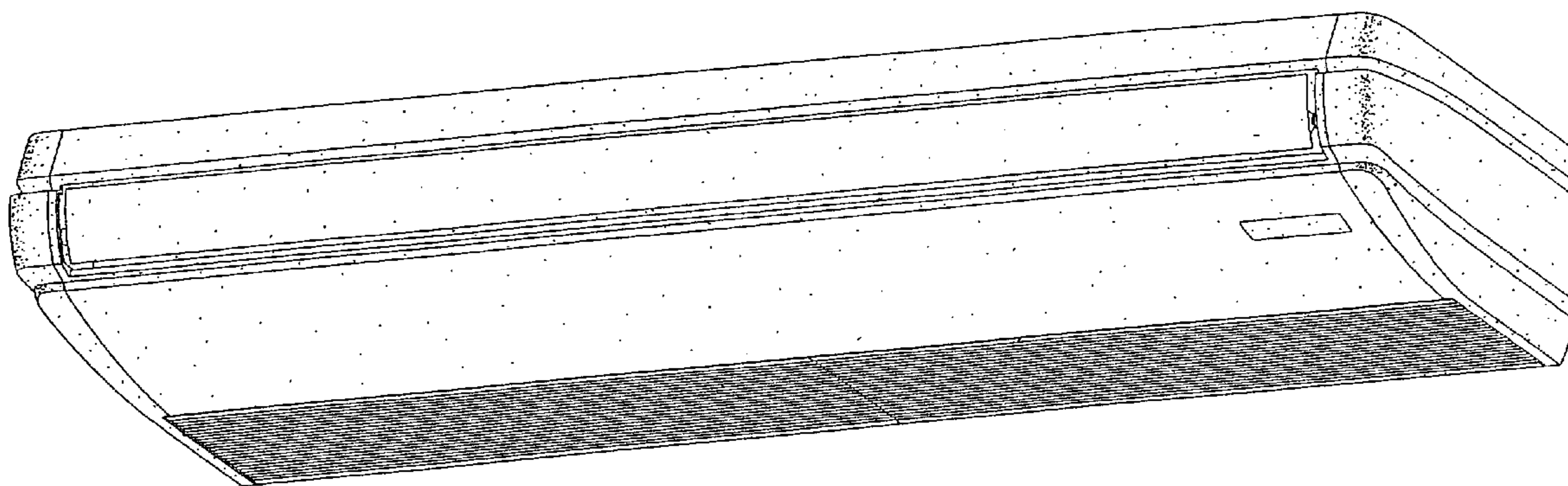
(56) **References Cited**

FIG. 1 is a perspective view of an air conditioner showing my new design;  
FIG. 2 is a front view thereof;  
FIG. 3 is a rear view thereof;  
FIG. 4 is a plan view thereof;  
FIG. 5 is a bottom view thereof;  
FIG. 6 is a right side view thereof; and,  
FIG. 7 is a left side view thereof.

**U.S. PATENT DOCUMENTS**

D539,889 S \* 4/2007 Chooji ..... D23/351  
D553,722 S \* 10/2007 Seki et al. .... D23/351  
D553,726 S \* 10/2007 Niki ..... D23/351  
D565,158 S \* 3/2008 Nagahori ..... D23/351  
D576,719 S \* 9/2008 Seki ..... D23/351  
D580,033 S \* 11/2008 Seki ..... D23/351  
D580,034 S \* 11/2008 Seki ..... D23/351

**1 Claim, 6 Drawing Sheets**



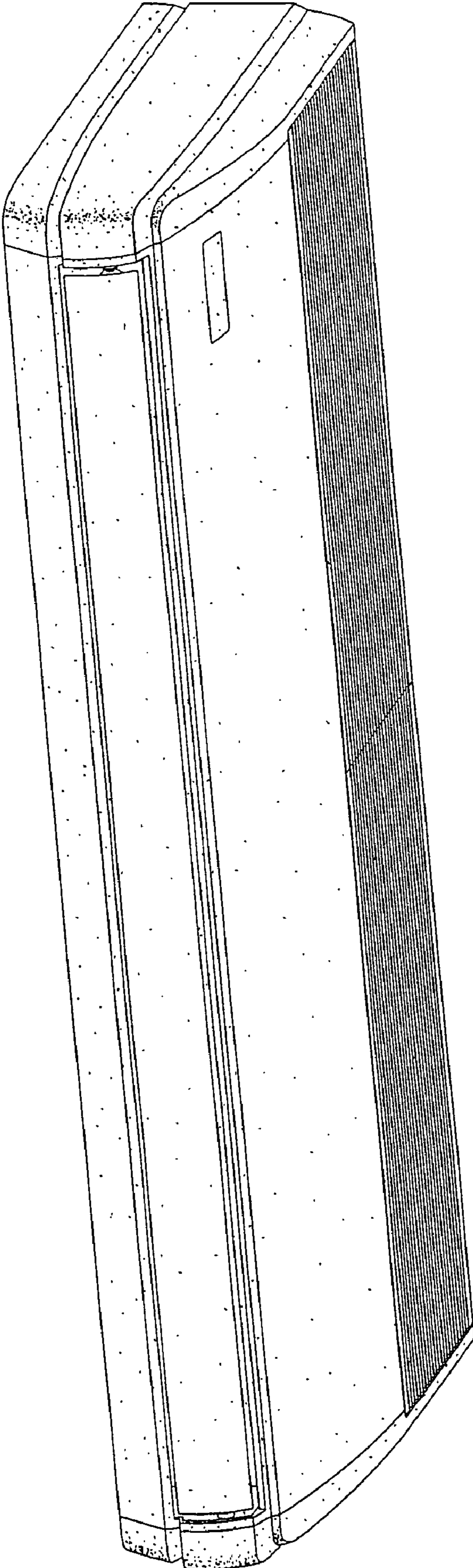


Fig. 1

Fig. 2

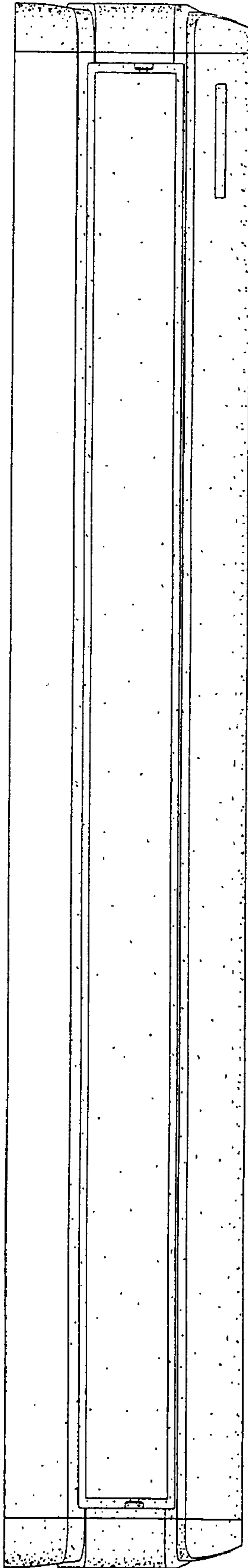


Fig. 3




Fig. 4




Fig. 5

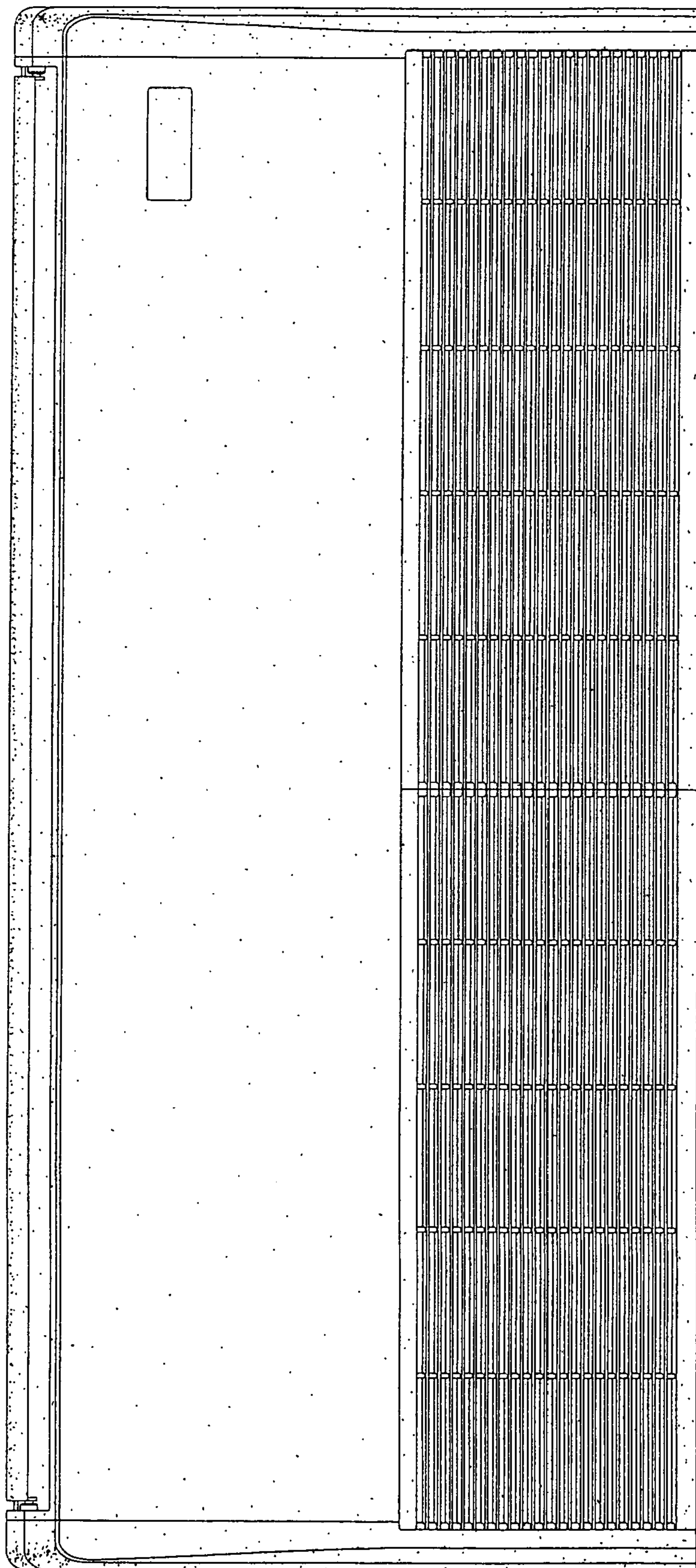


Fig. 7

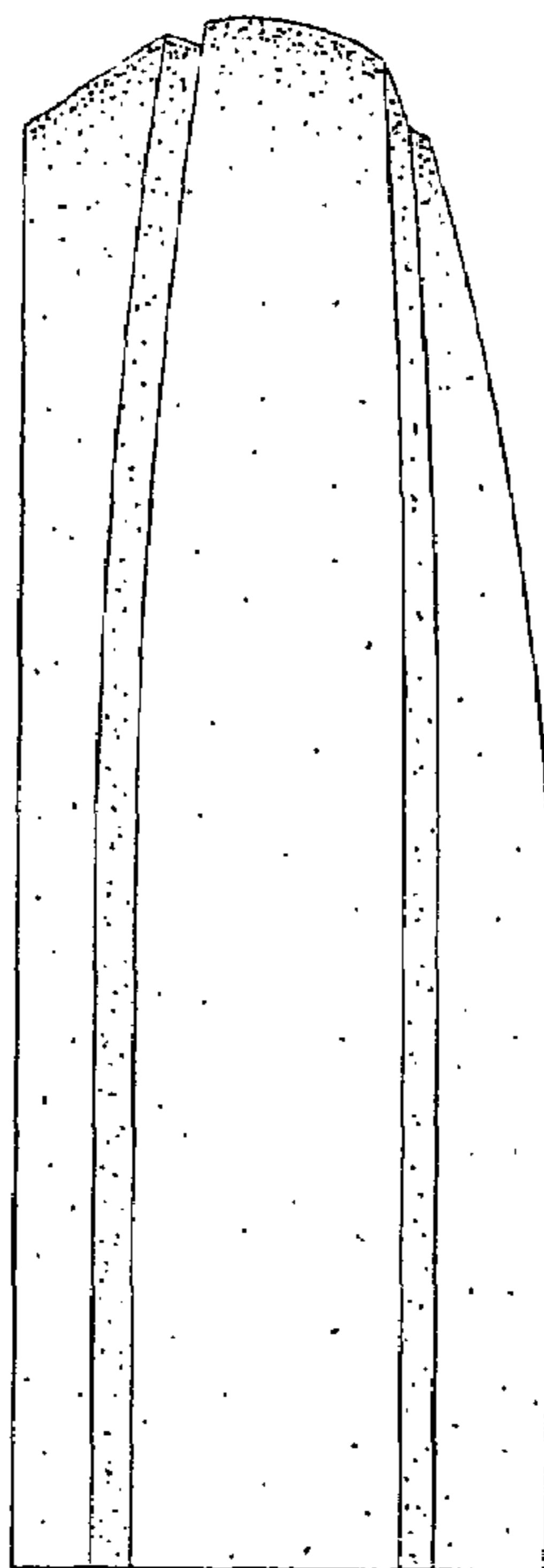


Fig. 6

