

US00D593659S

(12) **United States Design Patent**
Gao

(10) **Patent No.:** **US D593,659 S**
(45) **Date of Patent:** **** *Jun. 2, 2009**

(54) **HEATING FAN**

(76) Inventor: **Tianyu Gao**, 3rd Floor, Jinke Building,
No. 8, Qiongyu Road, Science Park,
Nanshan District, Shenzhen, Guangdong
Province (CN) 518057

(**) Term: **14 Years**

(21) Appl. No.: **29/274,771**

(22) Filed: **May 23, 2007**

(30) **Foreign Application Priority Data**

Nov. 23, 2006 (CN) 2006 3 0154848

(51) **LOC (9) Cl.** **23-03**

(52) **U.S. Cl.** **D23/317**

(58) **Field of Classification Search** D23/314,
D23/317, 332, 342, 333, 334, 335, 337, 351,
D23/355, 378, 370, 387, 364, 336, 341, 383;
237/56, 67, 61, 62; 416/244 R, 247 R, 53.1,
416/53.2, 53.3; 392/365, 367, 347, 350,
392/373, 407, 433, 78 A

See application file for complete search history.

(56) **References Cited**

U.S. PATENT DOCUMENTS

D373,414 S *	9/1996	Bucher et al.	D23/335
D395,490 S *	6/1998	Jane' et al.	D23/337
D396,526 S *	7/1998	Boyle et al.	D23/335
D423,657 S *	4/2000	Lee	D23/337
D448,837 S *	10/2001	Toro et al.	D23/335
D462,429 S *	9/2002	Gao	D23/335
D462,753 S *	9/2002	Gao	D23/335
D465,835 S *	11/2002	Gao	D23/325
D471,969 S *	3/2003	Krauss	D23/337
D483,101 S *	12/2003	Ching	D23/335
D483,102 S *	12/2003	Ching	D23/335
D513,069 S *	12/2005	Blateri	D23/335
D526,058 S *	8/2006	Blateri	D23/332

D534,629 S *	1/2007	Bucher et al.	D23/335
D550,339 S *	9/2007	Bucher et al.	D23/335
D569,957 S *	5/2008	Shapiro	D23/317
D574,937 S *	8/2008	Gao	D23/317
D577,796 S *	9/2008	Gao	D23/317
D577,797 S *	9/2008	Gao	D23/317
D578,189 S *	10/2008	Gao	D23/317
D578,190 S *	10/2008	Gao	D23/332
D578,191 S *	10/2008	Gao	D23/332
D578,626 S *	10/2008	Gao	D23/317
D578,627 S *	10/2008	Gao	D23/332
D580,027 S *	11/2008	Gao	D23/317
D581,502 S *	11/2008	Gao	D23/332
D581,503 S *	11/2008	Gao	D23/332
D582,024 S *	12/2008	Gao	D23/332
2007/0046107 A1 *	3/2007	Jayaram et al.	307/117

* cited by examiner

Primary Examiner—T. Chase Nelson

Assistant Examiner—Ania K Dworzecka

(74) *Attorney, Agent, or Firm*—Jacobson Holman PLLC

(57) **CLAIM**

I claim the ornamental design for the heating fan, as shown and described.

DESCRIPTION

FIG. 1 is a front perspective view of the heating fan;

FIG. 2 is a top plan view of the heating fan;

FIG. 3 is a bottom plan view of the heating fan;

FIG. 4 is a front elevational view of the heating fan;

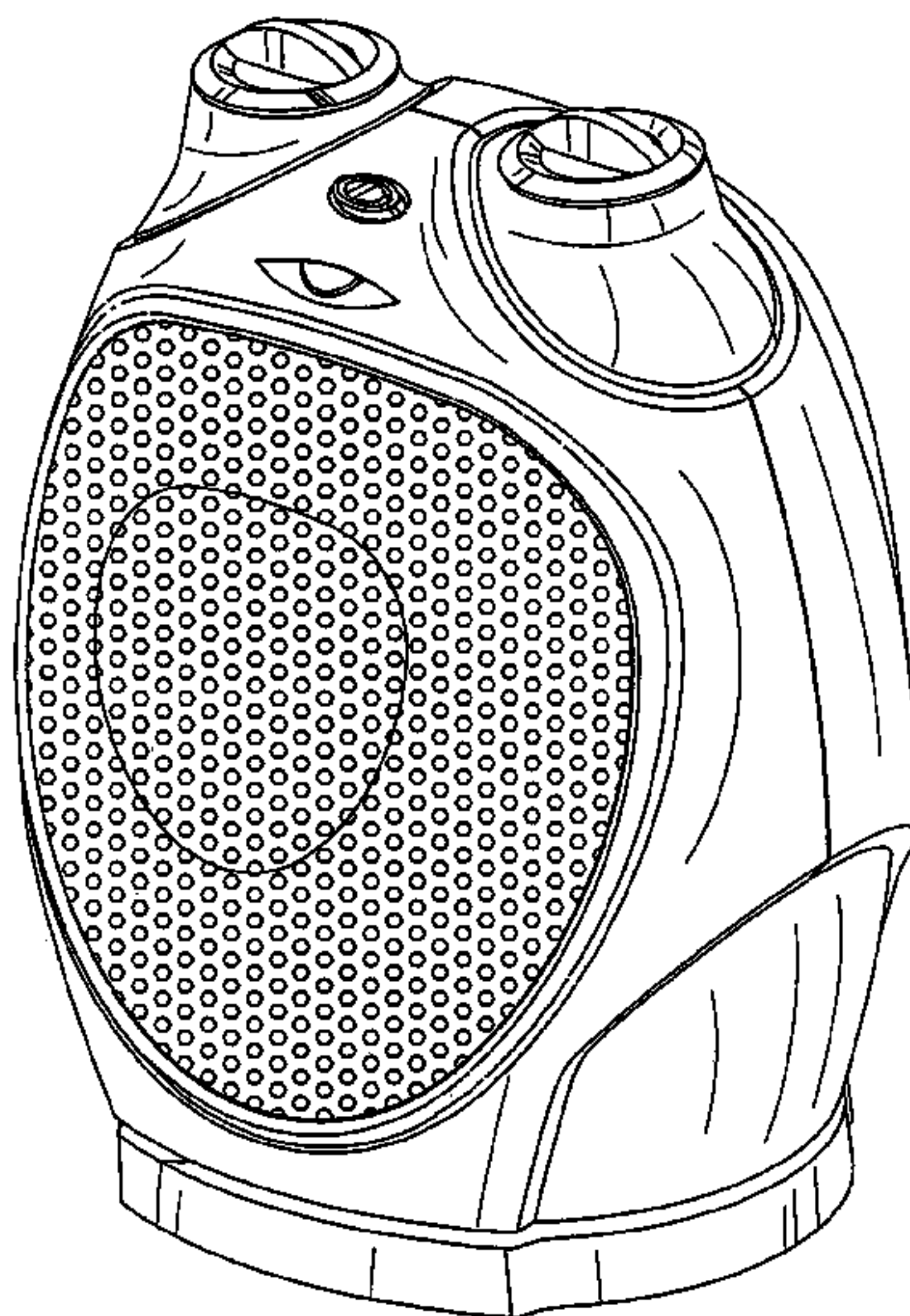
FIG. 5 is a rear elevational view of the heating fan;

FIG. 6 is a left side elevational view of the heating fan; and,

FIG. 7 is a right side elevational view of the heating fan.

The portions of the design shown in broken lines form no part of the claimed design.

1 Claim, 7 Drawing Sheets



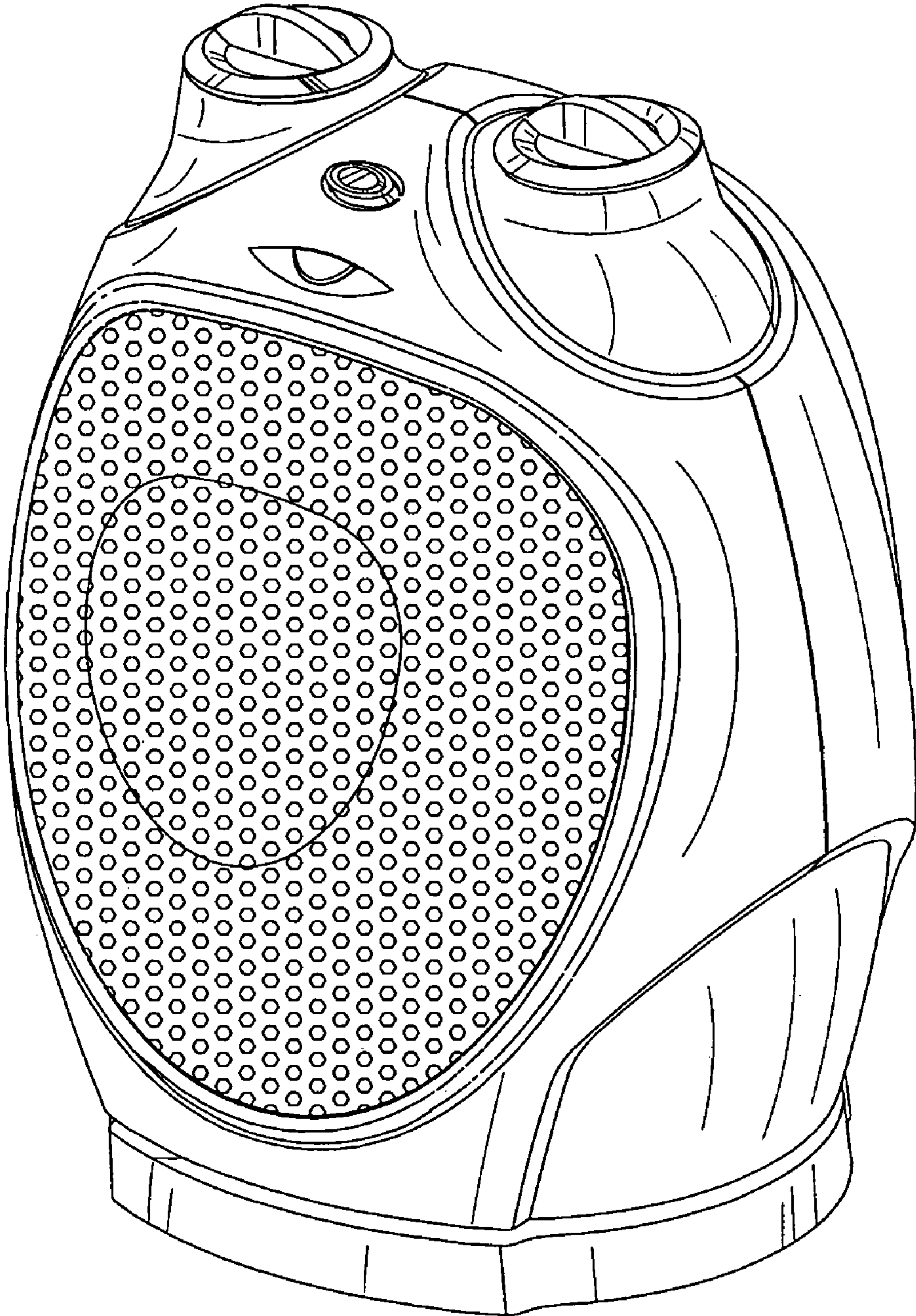


FIG. 1

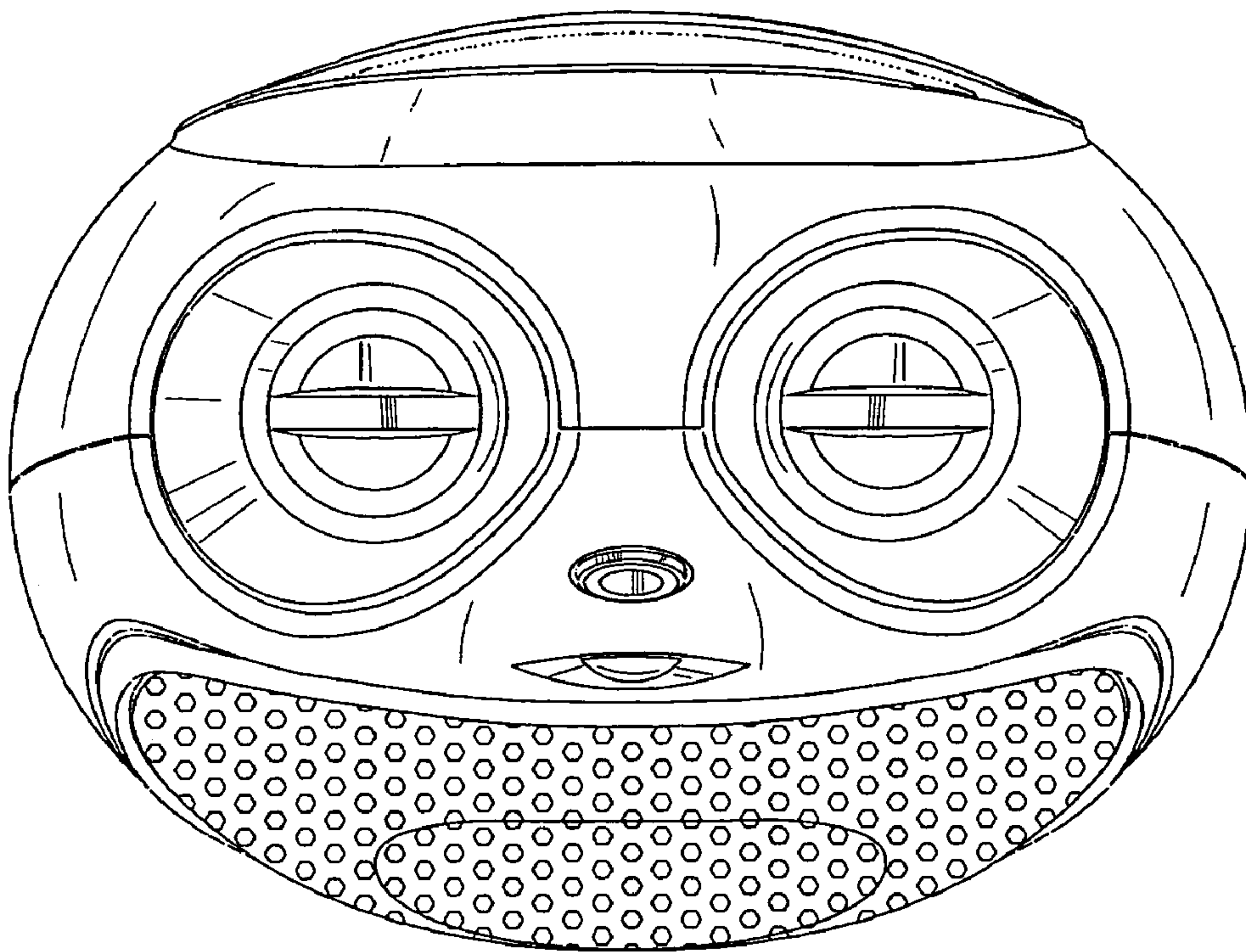


FIG. 2

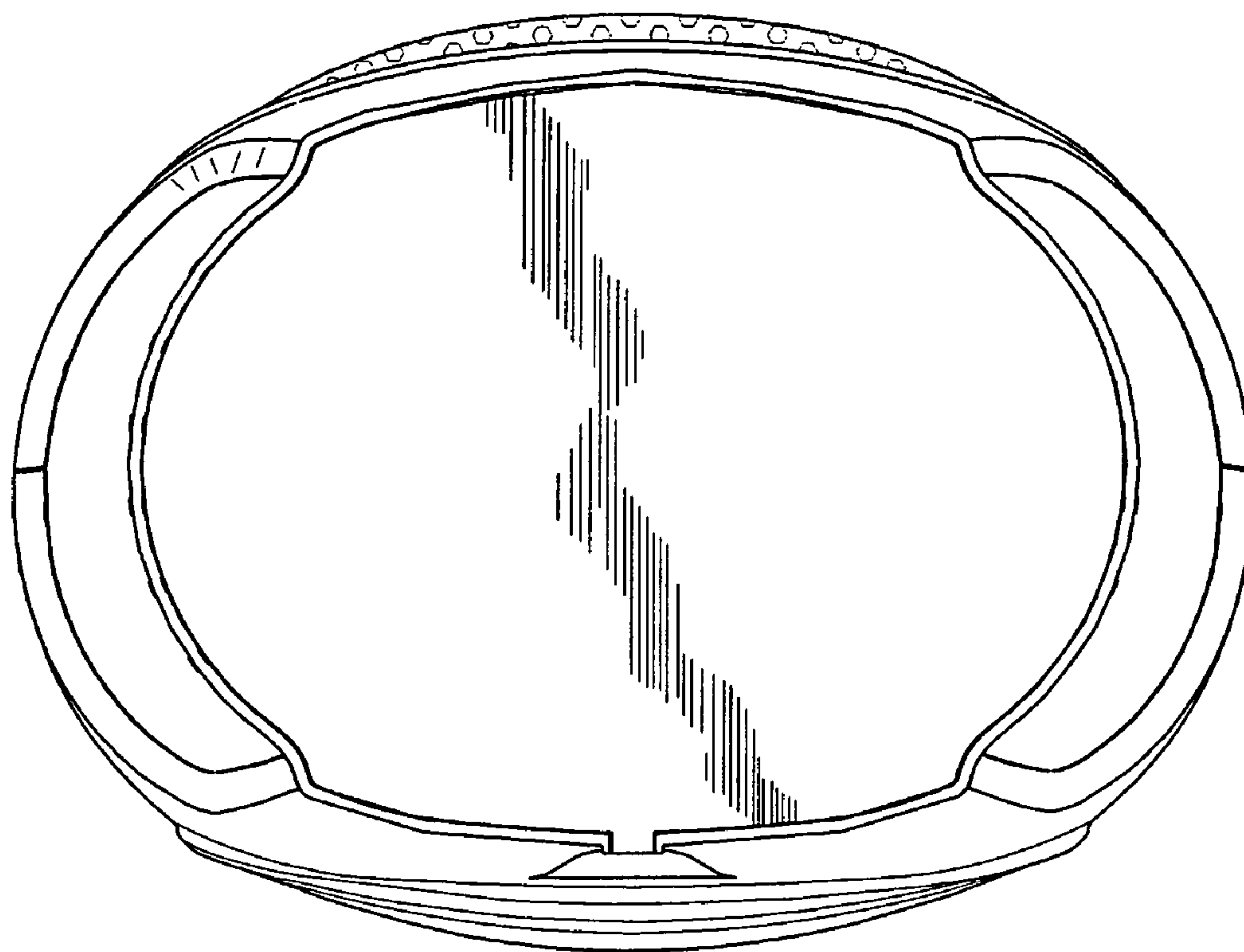


FIG. 3

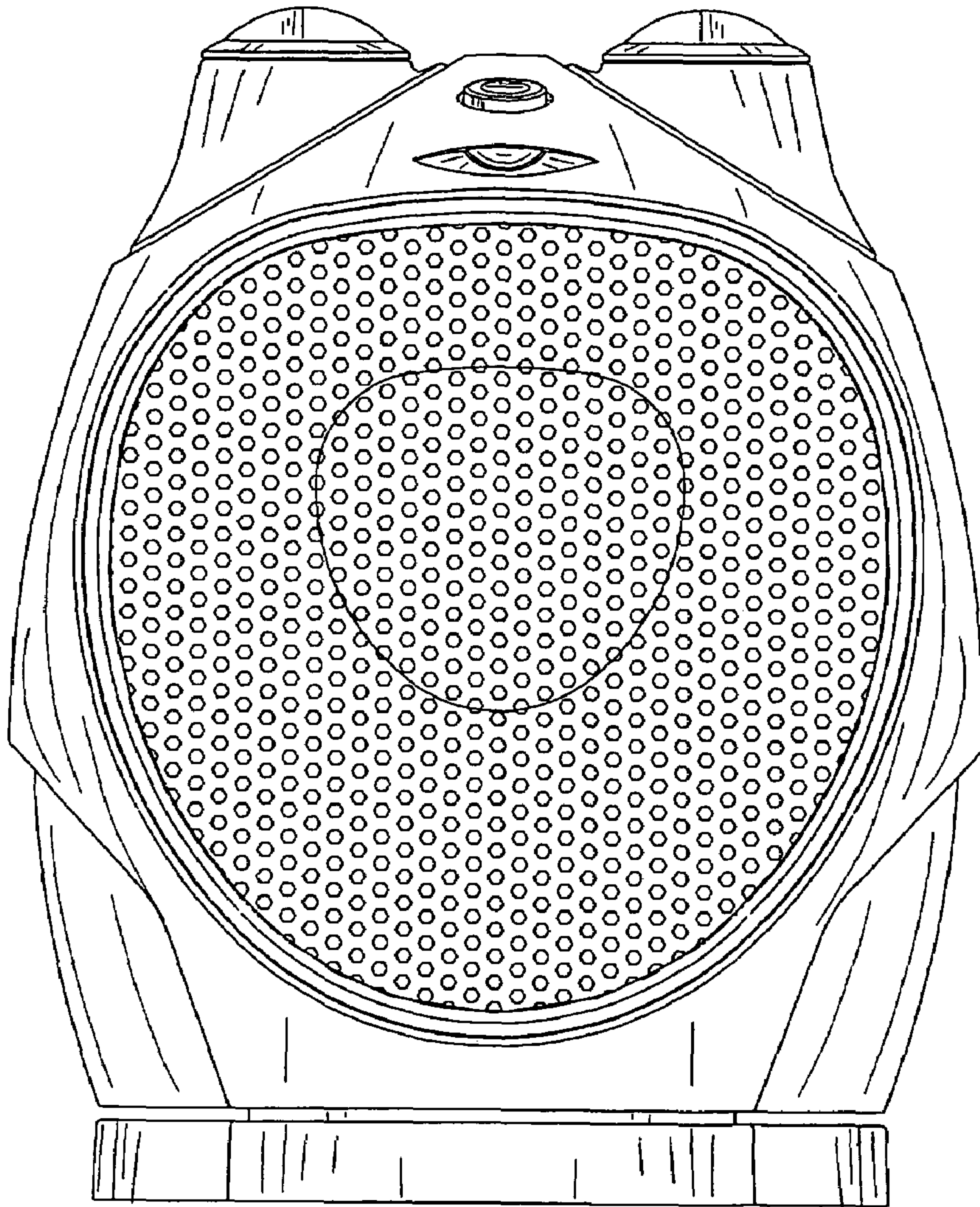


FIG. 4

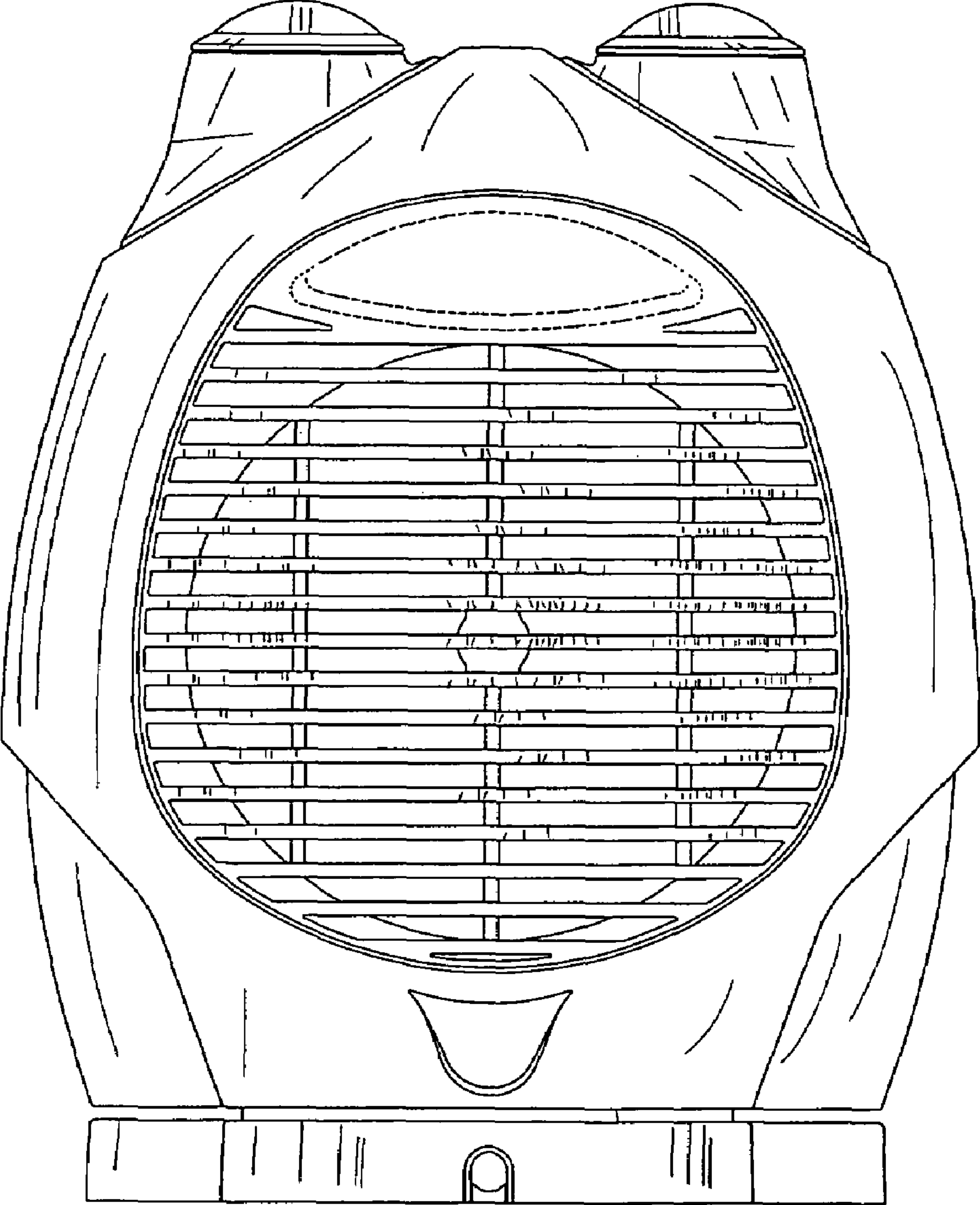


FIG. 5

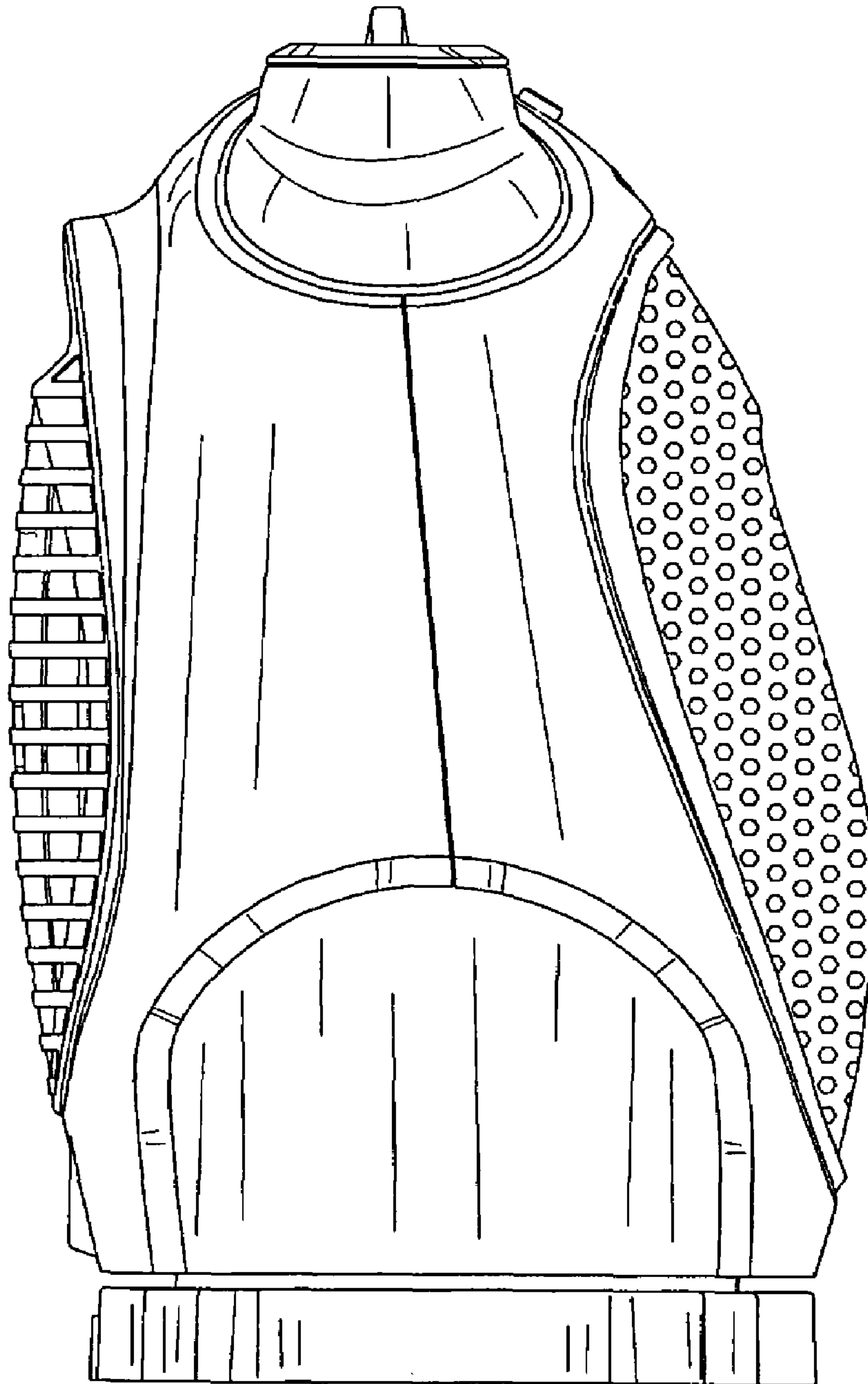


FIG. 6

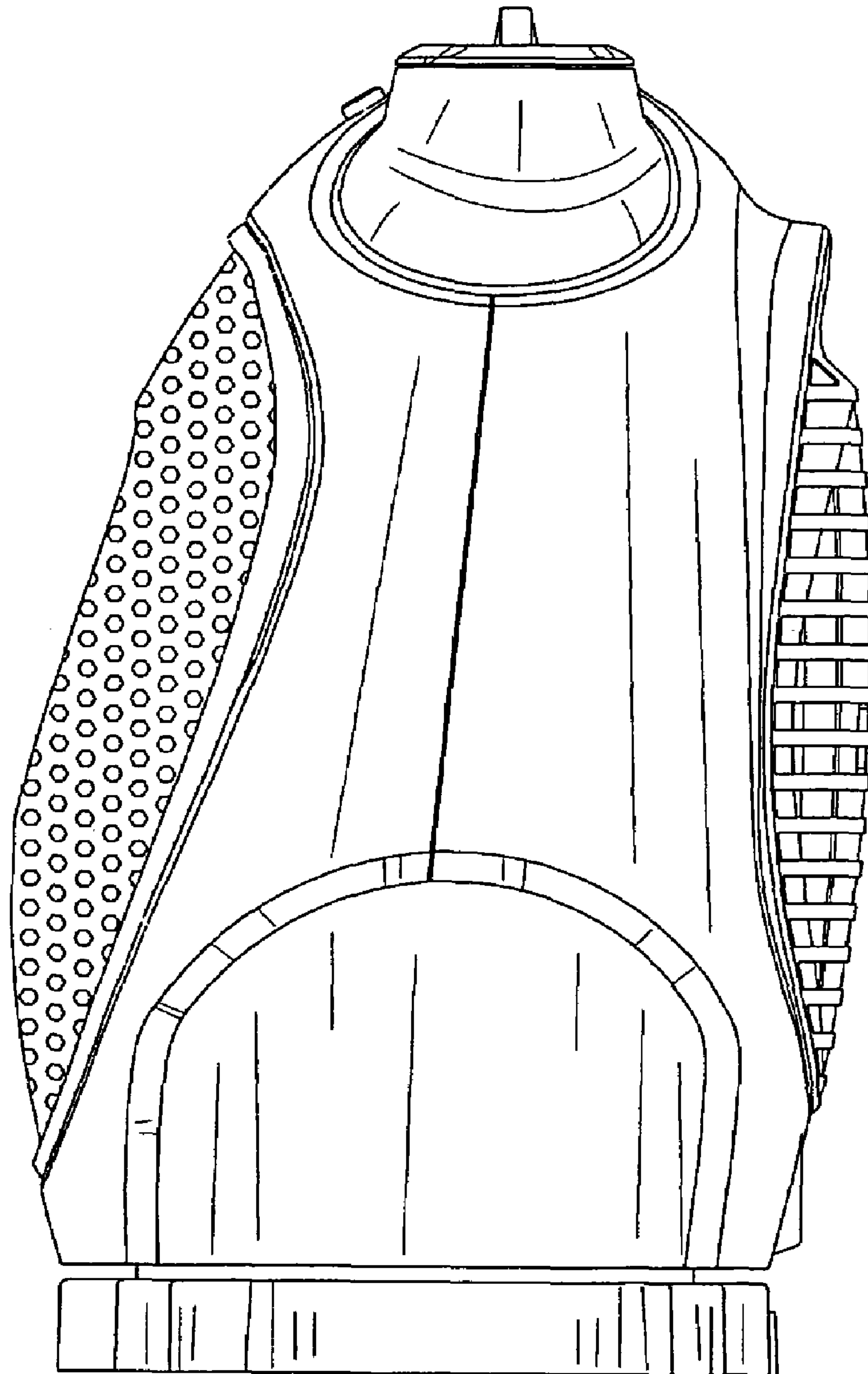


FIG. 7