

US00D593642S

(12) **United States Design Patent**  
**Copeland et al.**

(10) **Patent No.:** **US D593,642 S**  
(45) **Date of Patent:** **\*\* Jun. 2, 2009**

(54) **PIPE GLAND**

(75) Inventors: **Daniel A. Copeland**, Bessemer, AL  
(US); **Jay Derek Caston**, Trussville, AL  
(US)

(73) Assignee: **United States Pipe and Foundry Company**, Birmingham, AL (US)

(\*\*) Term: **14 Years**

(21) Appl. No.: **29/280,063**

(22) Filed: **May 15, 2007**

(51) **LOC (9) Cl.** ..... **23-01**

(52) **U.S. Cl.** ..... **D23/266**

(58) **Field of Classification Search** ..... D23/259,  
D23/262, 265; 285/356, 303, 337  
See application file for complete search history.

(56) **References Cited**

U.S. PATENT DOCUMENTS

- D16,160 S 7/1885 Crane
- 696,603 A \* 4/1902 Smith ..... 285/413
- 1,940,729 A 12/1933 Pfefferle
- 2,288,904 A 7/1942 Hudson
- 2,412,487 A 12/1946 Amley et al.
- 2,792,240 A 5/1957 Risley et al.
- 2,861,822 A 11/1958 Risley et al.
- 3,065,000 A 11/1962 Stanton
- D208,388 S 8/1967 Graham
- 3,334,661 A 8/1967 Milette
- 3,352,579 A \* 11/1967 Hoke ..... 277/621
- 3,433,509 A 3/1969 Jeffery et al.
- 3,726,549 A 4/1973 Bradley, Jr.
- 3,936,451 A 2/1976 Orem et al.
- 3,964,521 A 6/1976 Kao et al.
- 3,964,522 A 6/1976 Kao et al.
- D240,428 S 7/1976 Hoffman
- 4,007,298 A 2/1977 Feehan et al.
- 4,014,827 A 3/1977 Hart et al.
- 4,026,586 A 5/1977 Kennedy, Jr. et al.
- 4,108,481 A 8/1978 Graham
- 4,113,286 A 9/1978 Kennedy, Jr.
- 4,128,265 A 12/1978 Fenster et al.

- 4,280,732 A 7/1981 Haspert
- 4,309,050 A 1/1982 Legris
- 4,407,893 A 10/1983 Malizio
- 4,413,733 A 11/1983 Dunn et al.
- 4,437,242 A 3/1984 Battle
- 4,437,501 A 3/1984 Canada et al.

(Continued)

FOREIGN PATENT DOCUMENTS

DE EP 0 334 380 A2 9/1989

OTHER PUBLICATIONS

U.S. Pipe and Foundry Company; Ductile Iron Mechanical Joint Fittings for Water or Other Liquids; Brochure 007; Dated Oct. 2002, pp. 1-3.

(Continued)

*Primary Examiner*—T. Chase Nelson  
*Assistant Examiner*—Eric L Goodman  
(74) *Attorney, Agent, or Firm*—Alston & Bird LLP

(57) **CLAIM**

The ornamental design for a pipe gland, as shown and described.

**DESCRIPTION**

FIG. 1 is a perspective illustration of a pipe gland according to an embodiment of the present invention;

FIG. 2 is a detail perspective illustration of the pipe gland shown in FIG. 1;

FIG. 3 is a detail front illustration of the pipe gland shown in FIG. 1;

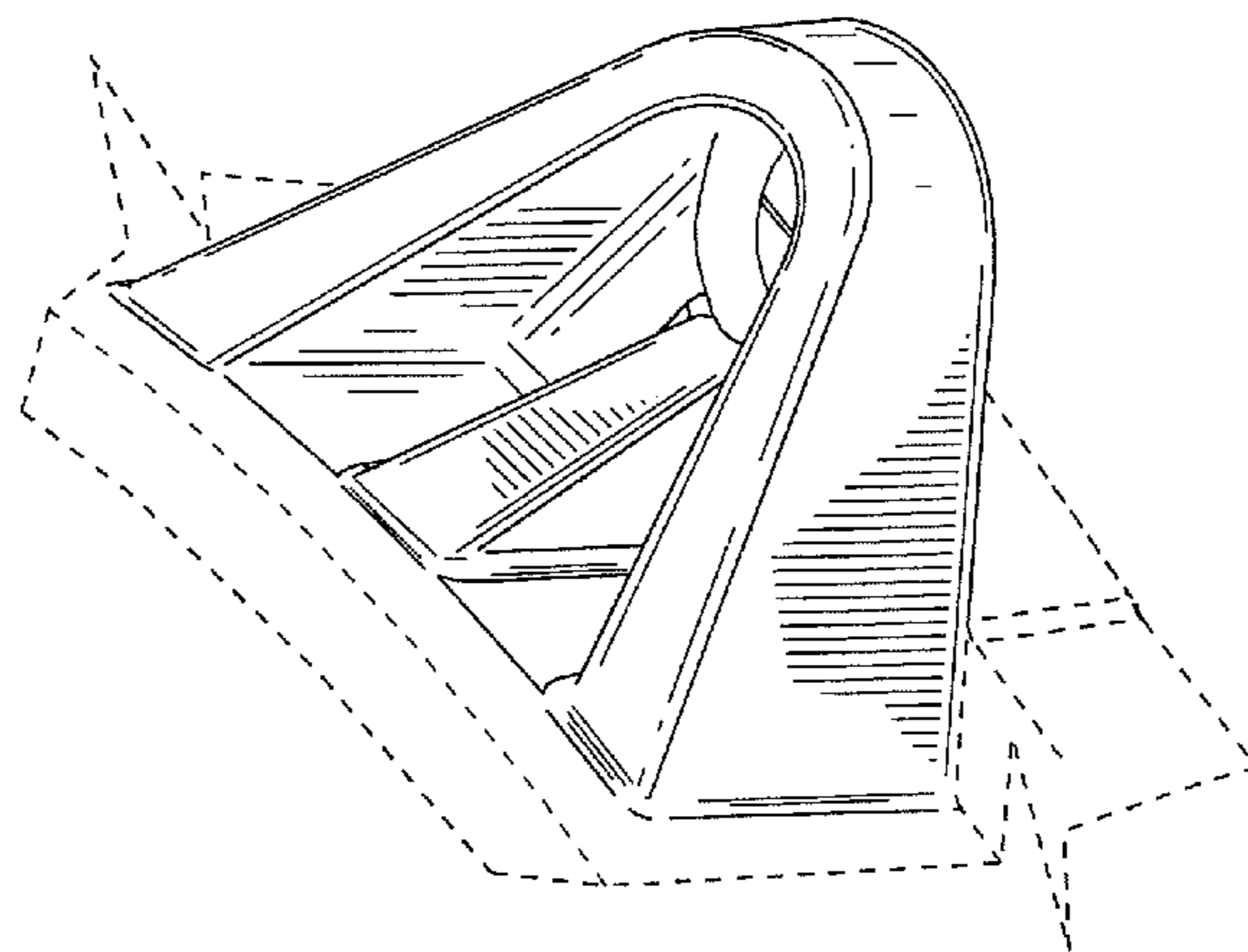
FIG. 4 is a detail right side elevation illustration of the pipe gland shown in FIG. 1;

FIG. 5 is a top detail illustration of the Pipe Gland shown in FIG. 1; and,

FIG. 6 is a rear detail illustration of the of the Pipe gland shown in FIG. 1.

The broken lines depict portions of the pipe gland that form no part of the claimed design.

**1 Claim, 6 Drawing Sheets**



U.S. PATENT DOCUMENTS


4,506,931 A 3/1985 Haspert  
 4,532,957 A 8/1985 Battle et al.  
 4,540,204 A 9/1985 Battle et al.  
 D284,022 S 5/1986 Milot et al.  
 4,660,866 A 4/1987 Jones et al.  
 4,685,705 A 8/1987 Jones  
 D294,384 S 2/1988 Endo et al.  
 4,750,194 A 6/1988 Russell  
 4,756,784 A 7/1988 Jones et al.  
 4,791,976 A 12/1988 Malizio et al.  
 4,832,084 A 5/1989 Malizio et al.  
 4,867,488 A 9/1989 Jones  
 4,871,197 A 10/1989 Coddington, III et al.  
 4,878,698 A 11/1989 Gilchrist  
 D310,868 S 9/1990 Wilder  
 5,067,751 A 11/1991 Walworth et al.  
 D339,975 S 10/1993 Bird et al.  
 5,269,569 A 12/1993 Weber et al.  
 5,295,697 A 3/1994 Weber et al.  
 5,335,946 A 8/1994 Dent et al.  
 5,336,998 A 8/1994 Watts et al.  
 5,398,980 A 3/1995 Hunter et al.  
 5,464,228 A 11/1995 Weber et al.

D390,923 S 2/1998 Stevens  
 D397,090 S 8/1998 Gray  
 5,803,513 A 9/1998 Richardson  
 6,214,203 B1 4/2001 Horton  
 6,289,600 B1 9/2001 Watts  
 6,331,242 B1 12/2001 Horton  
 D453,816 S 2/2002 Sato et al.  
 6,497,151 B1 12/2002 Watts et al.  
 6,502,867 B2 1/2003 Holmes, IV et al.  
 D513,793 S 1/2006 Copeland et al.  
 D514,669 S 2/2006 Copeland et al.  
 D515,673 S 2/2006 Copeland et al.  
 2006/0244260 A1\* 11/2006 Longacre et al. .... 285/337

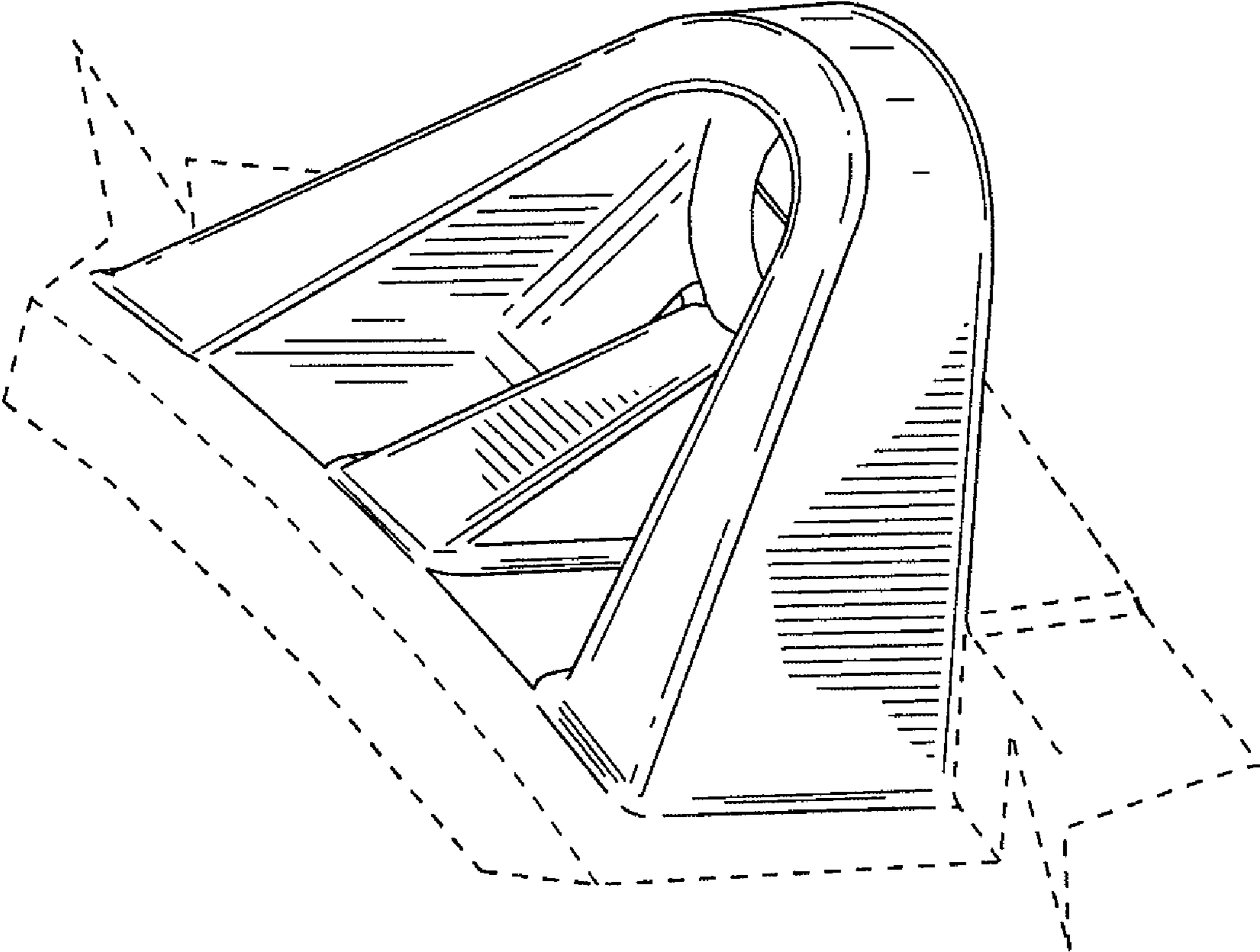
OTHER PUBLICATIONS

American National Standards Institute; American National Standard for Rubber Gasket Joints for Ductile-Iron Pressure Pipe and Fittings; ANSI/AWWA C111/A21.11-00; Dated Jan. 23, 2003; §4.1-4.4; American Water Works Association.  
 American National Standards Institute; American National Standard for Ductile Iron Compact Fittings for Water Service; ANSI/AWWA C153/A21.53-00; Dated 2000; Figure 1; American Water Works Association.

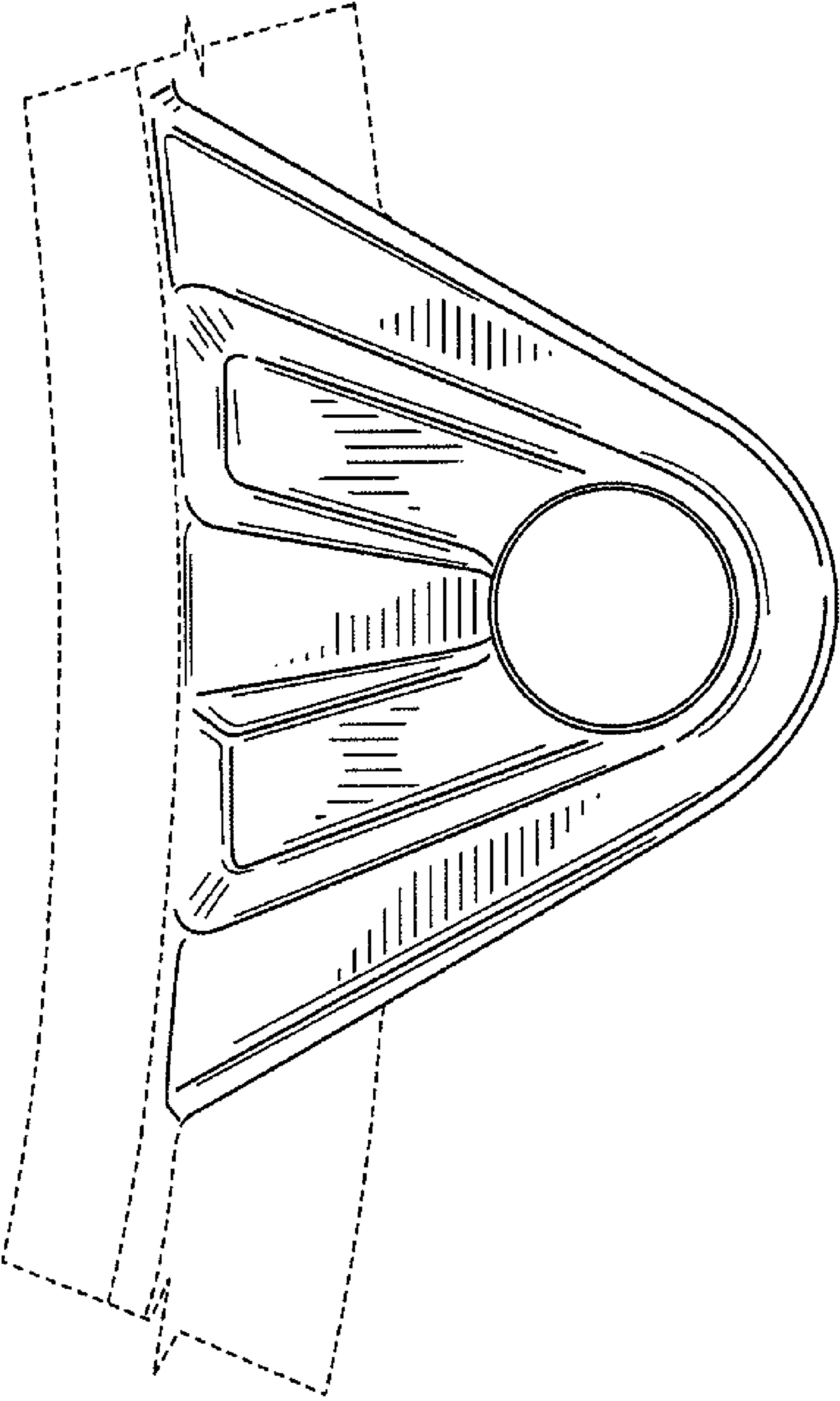
\* cited by examiner



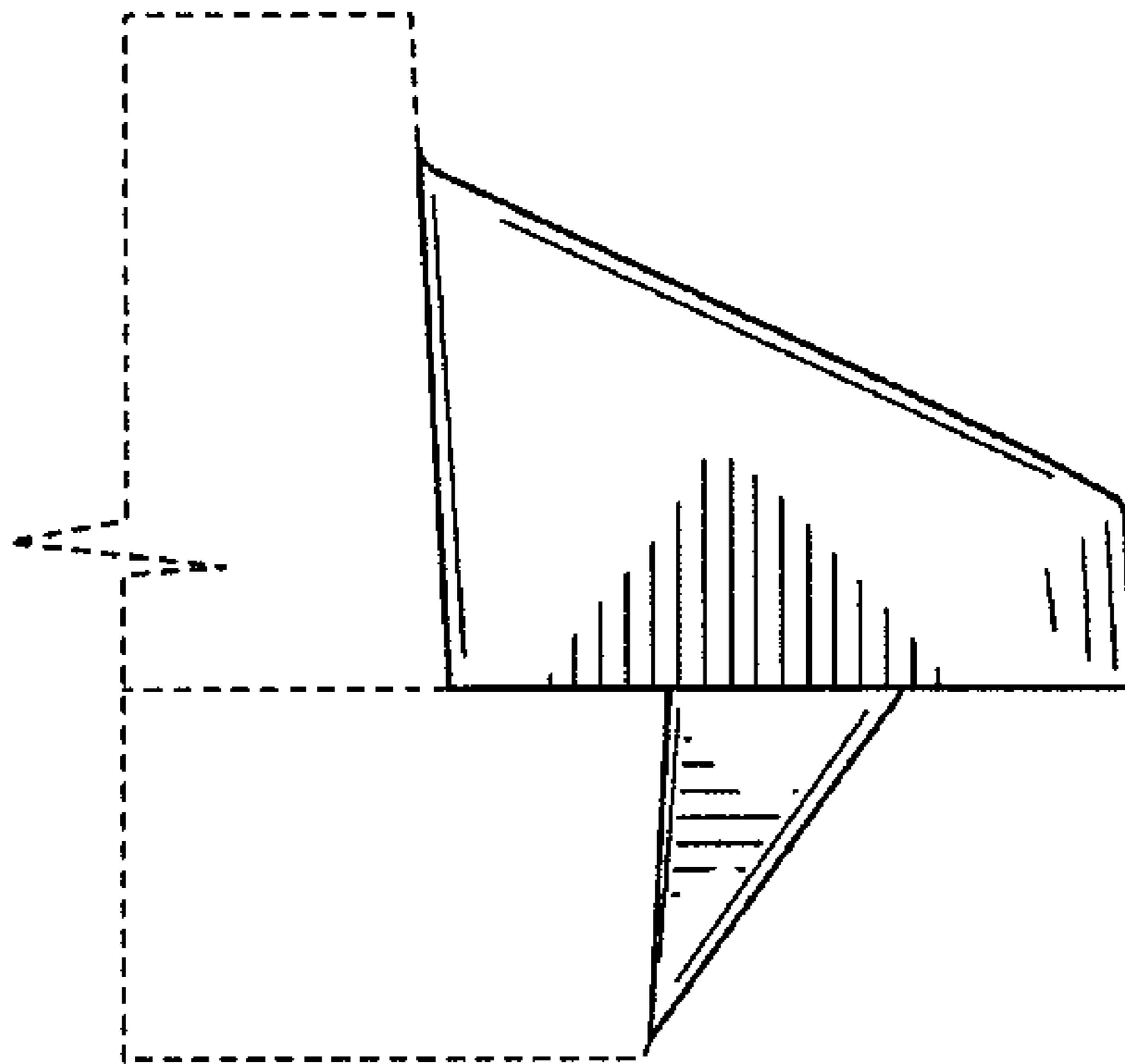
**FIG. 1**



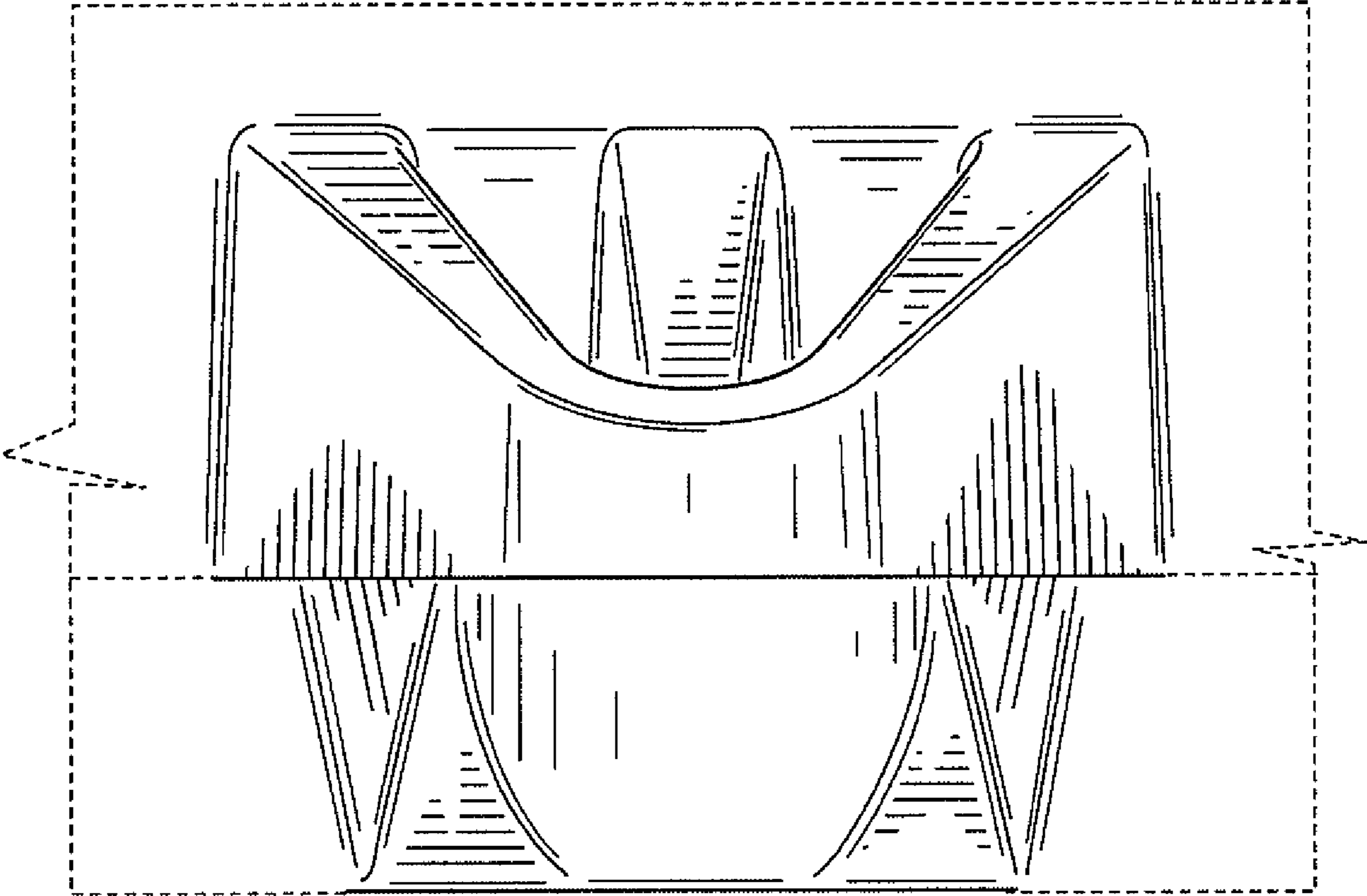
**FIG. 2**



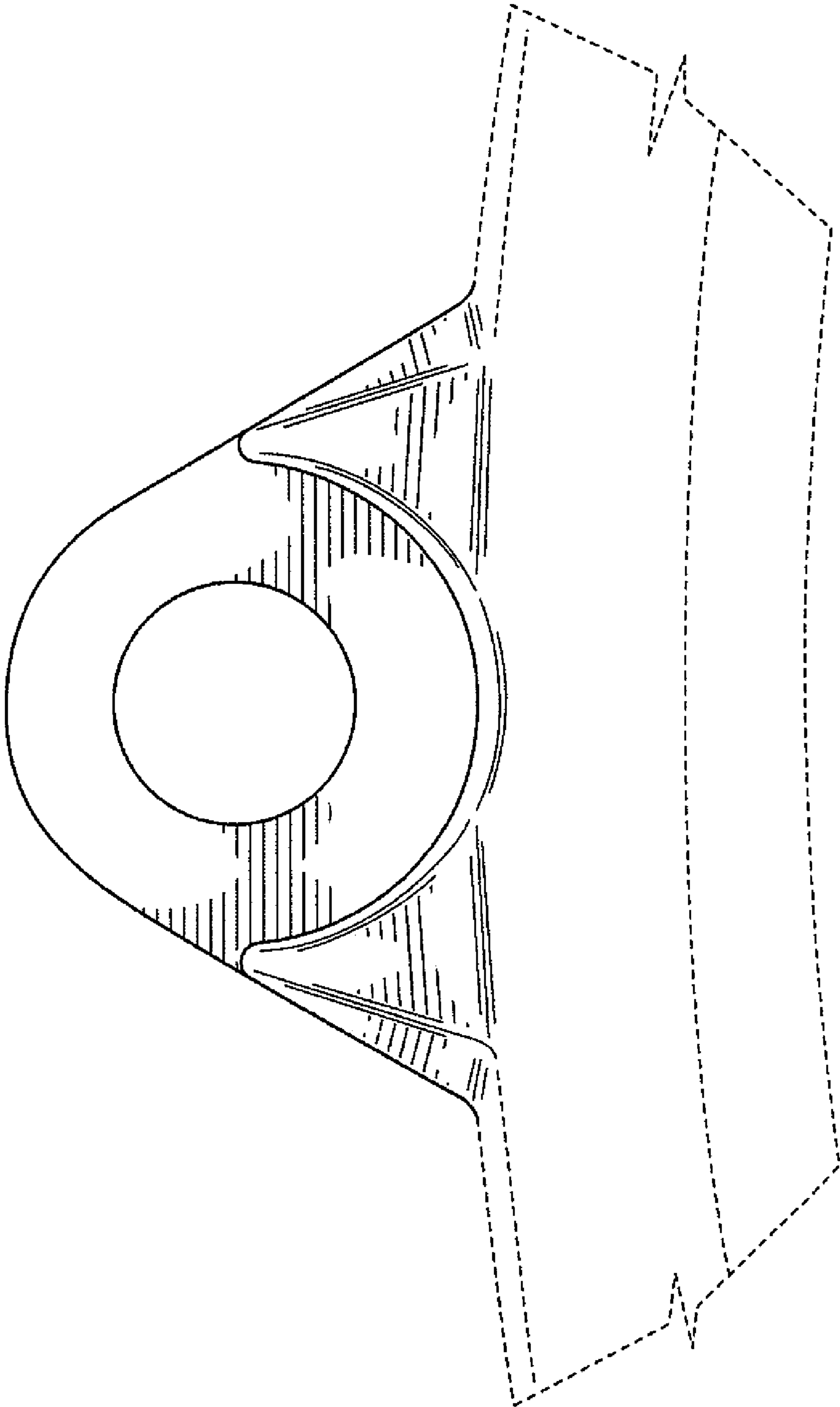
**FIG. 3**



**FIG. 4**



**FIG. 5**



**FIG. 6**