



US00D593636S

(12) **United States Design Patent**
Hymas

(10) **Patent No.:** **US D593,636 S**
(45) **Date of Patent:** **** Jun. 2, 2009**

(54) **ARTIFICIAL FISHING LURE**

(76) Inventor: **John Hymas**, P.O. Box 2827, Walla
Walla, WA (US) 99362

(**) Term: **14 Years**

(21) Appl. No.: **29/312,292**

(22) Filed: **Oct. 14, 2008**

(51) **LOC (9) Cl.** **22-05**

(52) **U.S. Cl.** **D22/126**

(58) **Field of Classification Search** D22/126-133;
43/42.5, 42.24, 42.09, 42.37, 42.26, 42.27,
43/42.45, 42.47, 42.36

See application file for complete search history.

(56) **References Cited**

U.S. PATENT DOCUMENTS

D281,897 S *	12/1985	Braathen	D22/126
D468,390 S *	1/2003	Stevens	D22/126
D551,316 S *	9/2007	Patrick	D22/126

* cited by examiner

Primary Examiner—Catherine R Oliver
(74) *Attorney, Agent, or Firm*—Bergman & Jeckle PLLC

(57) **CLAIM**

I claim the ornamental design for artificial fishing lure, as shown and described.

DESCRIPTION

FIG. 1 is an perspective top, rear and left side view of the artificial fishing lure showing my design.

FIG. 2 is an orthographic right side view of my artificial fishing lure showing my design.

FIG. 3 is a top plan view thereof;

FIG. 4 is a bottom plan view thereof;

FIG. 5 is an perspective bottom, rear and right side view of the artificial fishing lure showing my design; and,

FIG. 6 is a rear view.

The broken line showing of environment in the drawings is included for the purpose of illustrating only and forms no part of the claimed design.

1 Claim, 2 Drawing Sheets




Fig. 1




Fig. 5

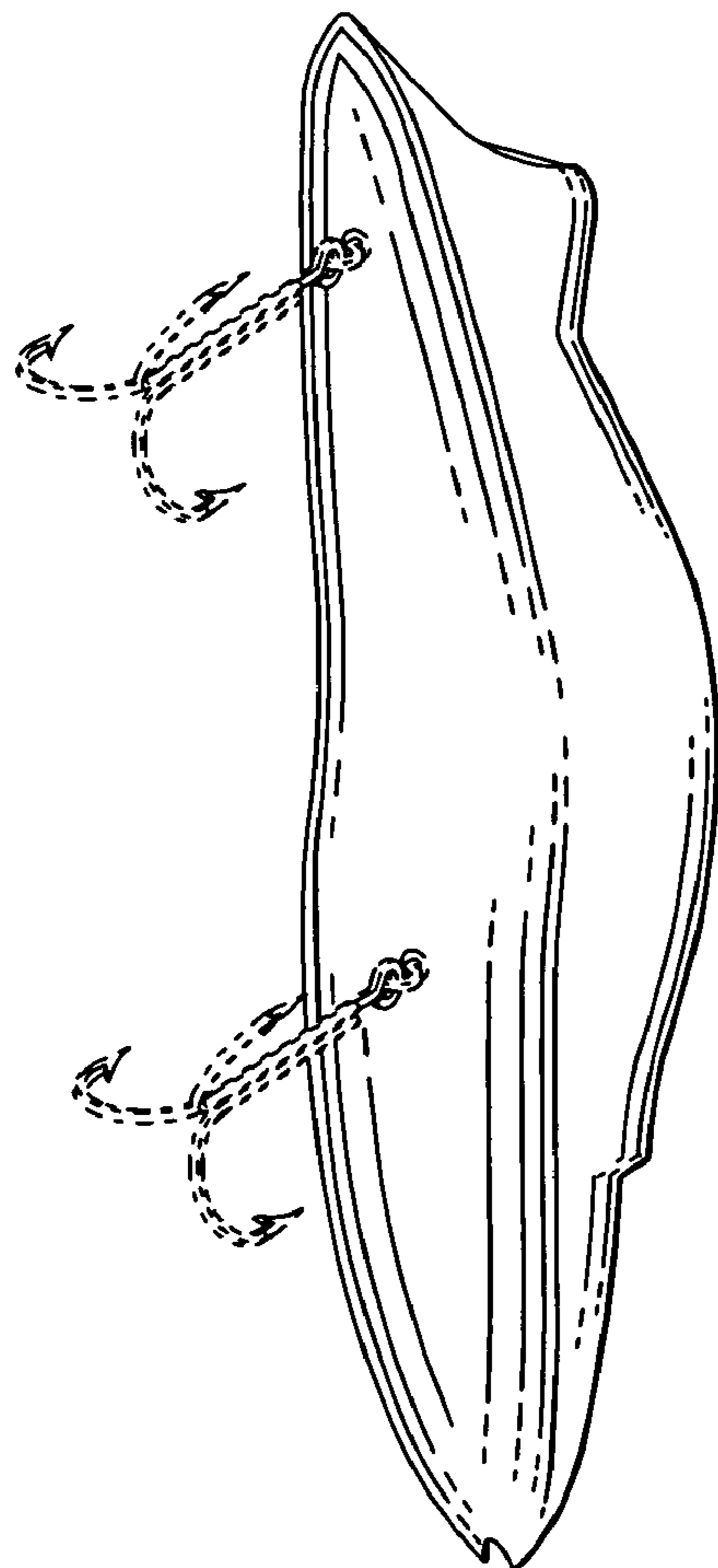


Fig. 6

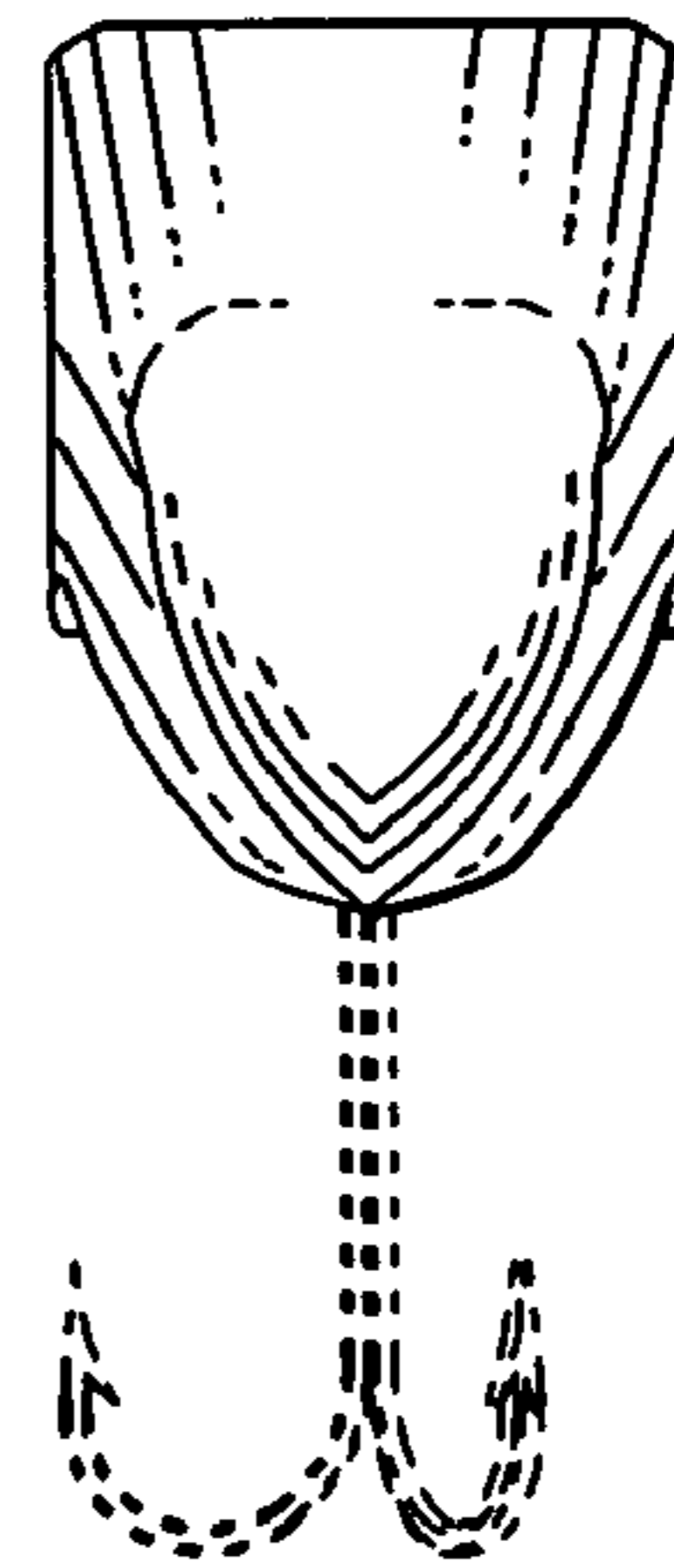


Fig. 3 Fig. 4

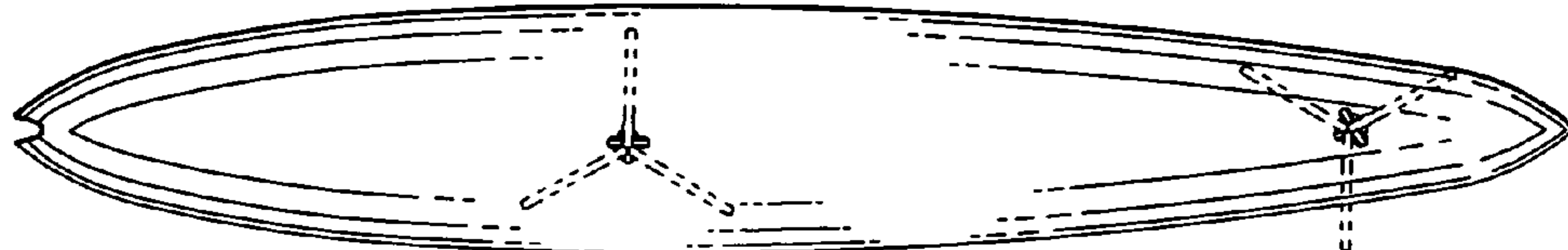



Fig. 2

