



US00D593622S

(12) **United States Design Patent**
Halmone

(10) **Patent No.:** **US D593,622 S**
(45) **Date of Patent:** **** Jun. 2, 2009**

(54) **PAINTBALL GUN**

(75) **Inventor:** **Fabrice N. V. Halmone**, Ville la Grand (FR)

(73) **Assignee:** **Kingman International Corporation**, Baldwin Park, CA (US)

(**) **Term:** **14 Years**

(21) **Appl. No.:** **29/328,530**

(22) **Filed:** **Nov. 25, 2008**

(51) **LOC (9) Cl.** **21-01**

(52) **U.S. Cl.** **D21/574**

(58) **Field of Classification Search** D21/567,
D21/570-575; D22/100, 101, 103, 104,
D22/108, 109; 124/41.1, 45, 49, 50, 51.1,
124/55, 56, 69, 70-79, 80, 82; 42/54; 446/401,
446/405, 406

See application file for complete search history.

(56) **References Cited**

U.S. PATENT DOCUMENTS

D458,652 S * 6/2002 Chan D21/574
D503,208 S * 3/2005 Krieger D22/104
D505,476 S * 5/2005 McGarry D22/104
D516,661 S * 3/2006 McGarry D22/104
D532,836 S * 11/2006 Shih D21/573
7,252,080 B2 * 8/2007 Yeh 124/82

D559,337 S * 1/2008 Wang D21/574
D570,925 S * 6/2008 Wu D21/574
2004/0200467 A1 * 10/2004 Tiberius et al. 124/74
2006/0288990 A1 * 12/2006 Wei 124/80

* cited by examiner

Primary Examiner—Holly H Baynham

Assistant Examiner—Cynthia M Chin

(74) *Attorney, Agent, or Firm*—Blakely, Sokoloff, Taylor & Zafman, LLP

(57) **CLAIM**

The ornamental design for a paintball gun, as shown and described.

DESCRIPTION

FIG. 1 is a perspective view of a paintball gun of the invention.

FIG. 2 is a left side view of the paintball gun of FIG. 1.

FIG. 3 is a right side view of the paintball gun of FIG. 1.

FIG. 4 is a front view of the paintball gun of FIG. 1.

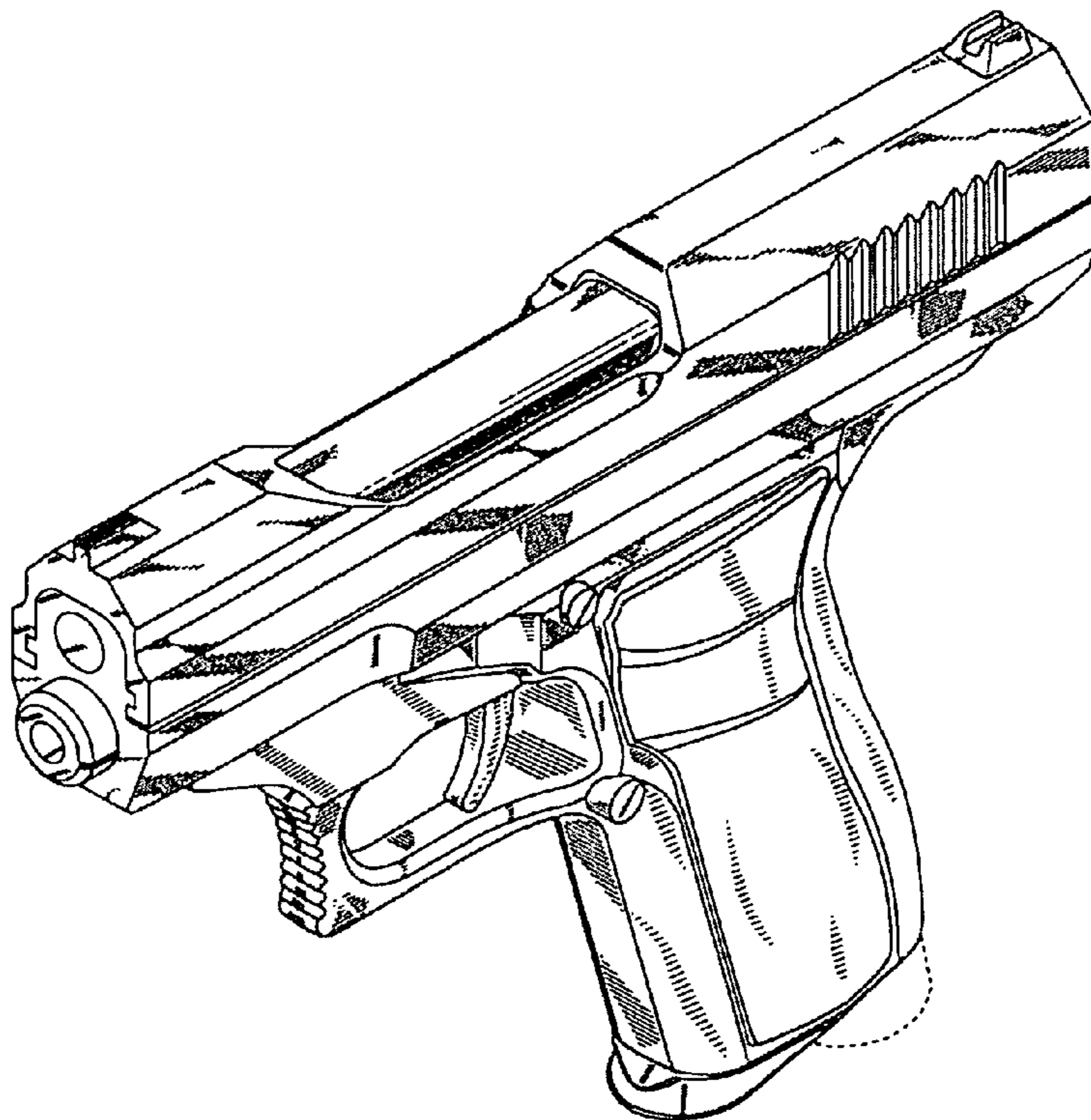
FIG. 5 is a rear view of the paintball gun of FIG. 1.

FIG. 6 is a top view of the paintball gun of FIG. 1; and,

FIG. 7 is a bottom view of the paintball gun of FIG. 1.

The broken lines in the figures are for environmental purpose only and form no part of the claimed design.

1 Claim, 3 Drawing Sheets



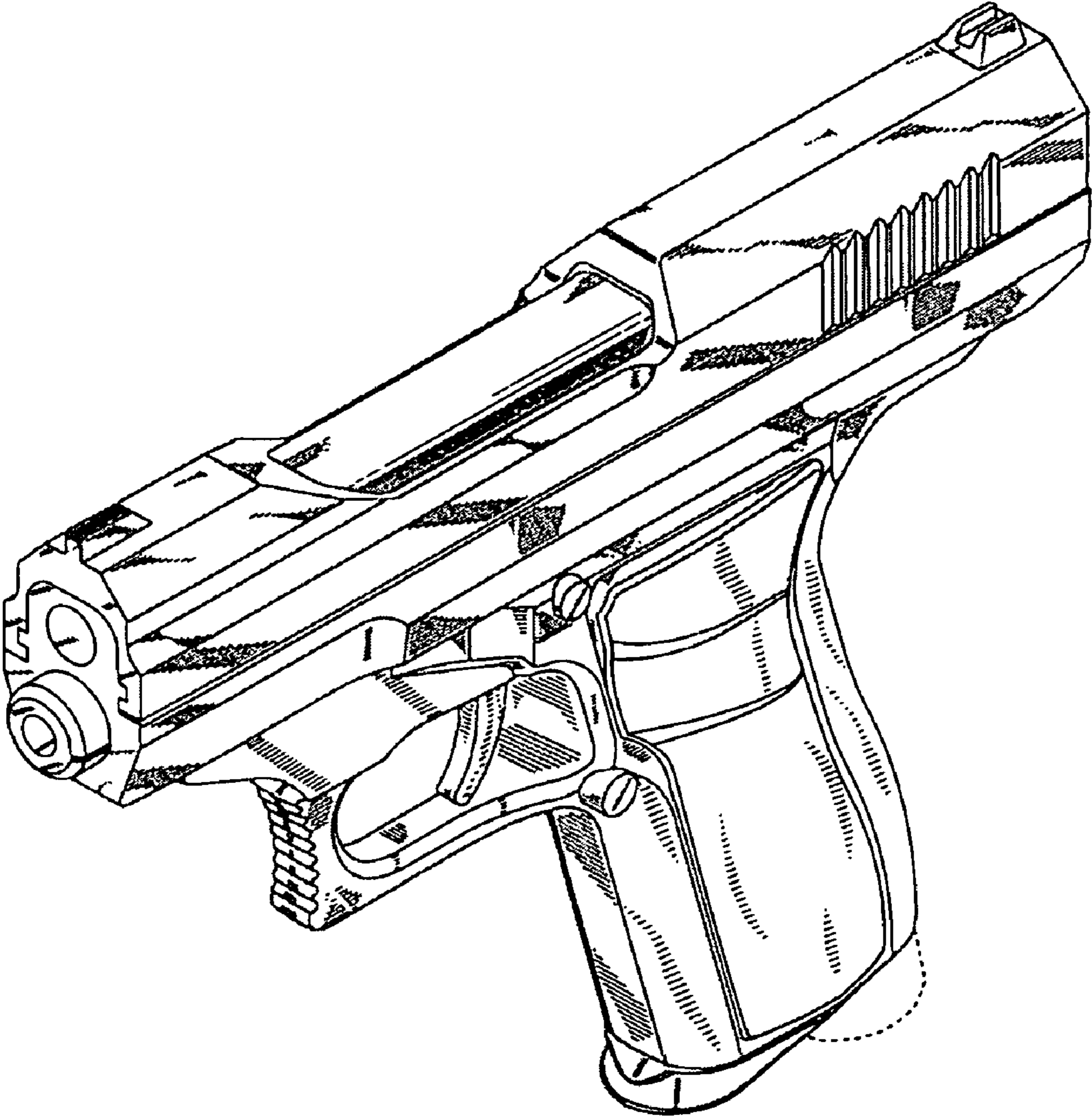


FIG. 1

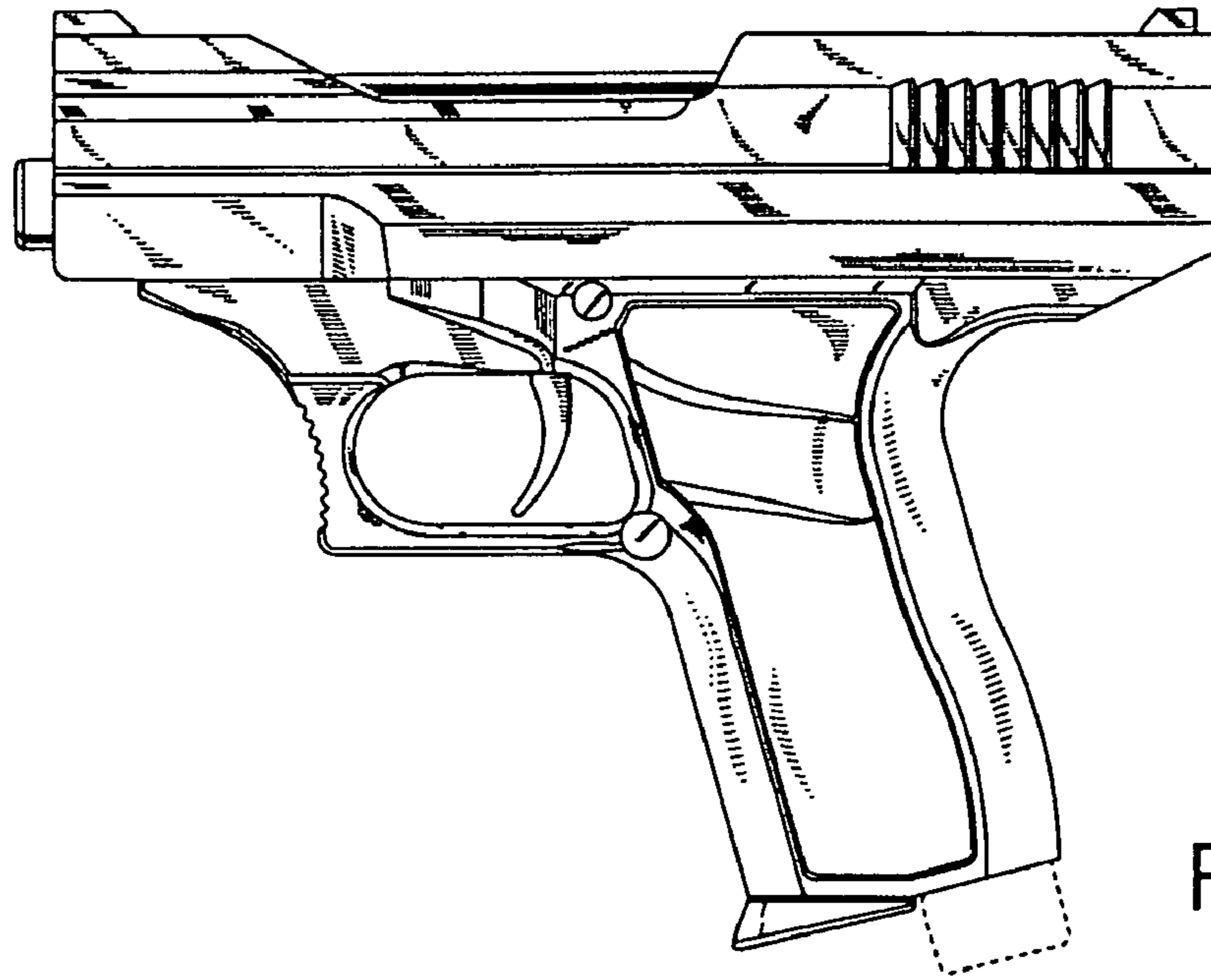


FIG. 2

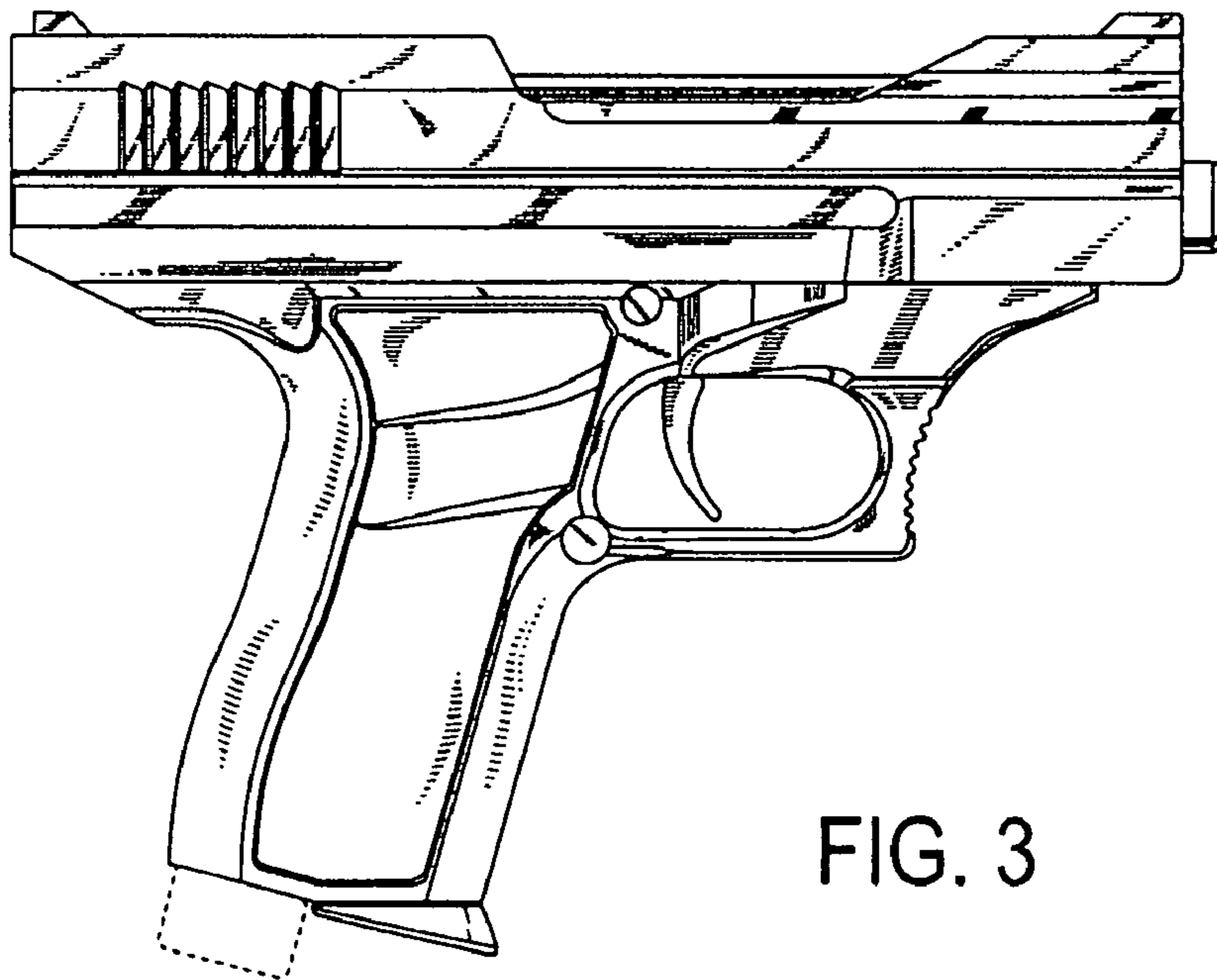


FIG. 3

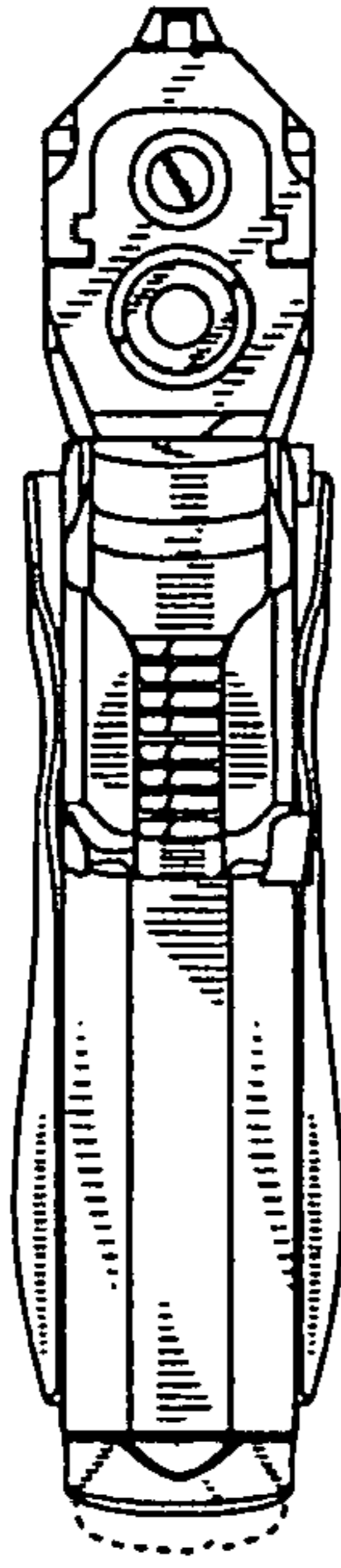


FIG. 4

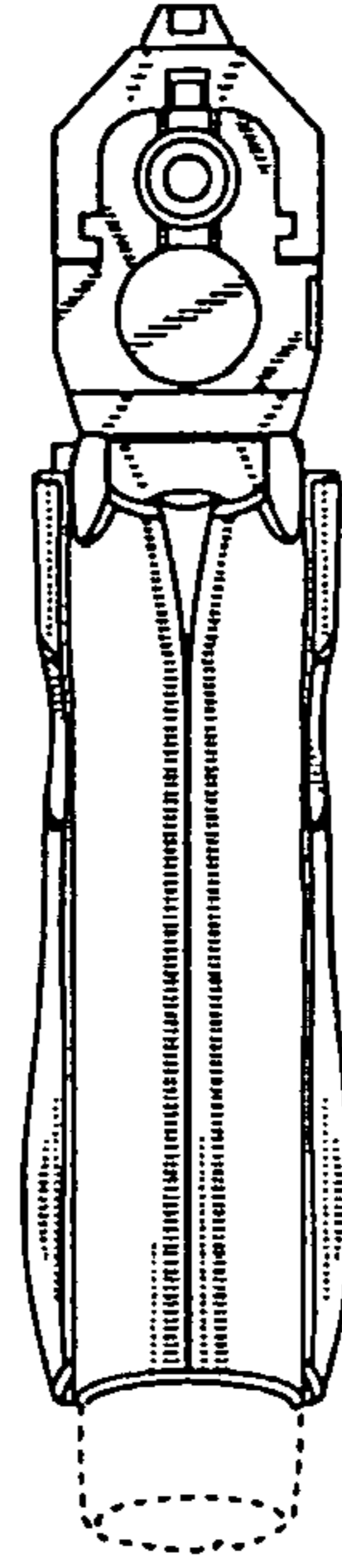


FIG. 5

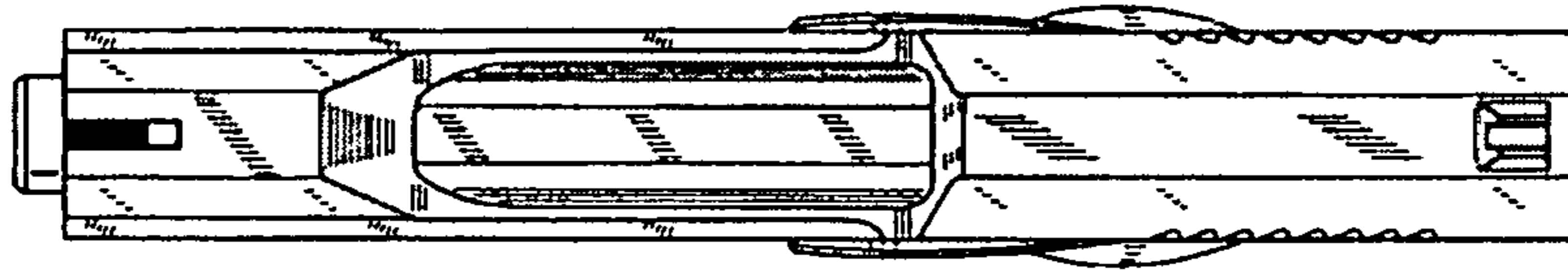


FIG. 6

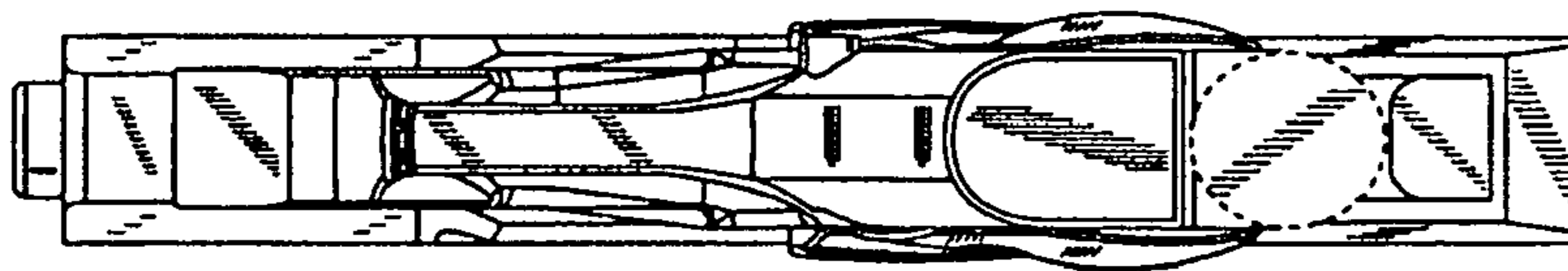


FIG. 7