

US00D593611S

(12) **United States Design Patent**
Cirulli et al.

(10) **Patent No.:** **US D593,611 S**
(45) **Date of Patent:** **** Jun. 2, 2009**

(54) **TAPE STRIP DISPENSER**

(75) Inventors: **Pasquale Cirulli**, Milan (IT); **Peter J. Newbould**, Milan (IT); **Sandro Pizzi**, Gaggiano (IT); **Gabriel F. Zangari**, Milan (IT); **Byron E. Trotter**, St. Paul, MN (US); **Christopher R. Kokaisel**, St. Paul, MN (US)

(73) Assignee: **3M Innovative Properties Company**, St. Paul, MN (US)

(**) Term: **14 Years**

(21) Appl. No.: **29/324,777**

(22) Filed: **Sep. 19, 2008**

(51) **LOC (9) Cl.** **19-02**

(52) **U.S. Cl.** **D19/67**

(58) **Field of Classification Search** D19/70,
D19/69, 36, 68; 242/588.6, 588.2; 225/77,
225/6, 56, 39, 26, 25, 19, 11, 34; 206/411;
156/577, 527, 523

See application file for complete search history.

(56) **References Cited**

U.S. PATENT DOCUMENTS

D120,743 S * 5/1940 Petzold D19/89
D120,744 S * 5/1940 Petzold D19/92
D121,460 S * 7/1940 Petzold D19/22
3,381,853 A * 5/1968 Ferris et al. 221/63

D290,266 S * 6/1987 Zucker D19/69
5,165,570 A * 11/1992 Windorski et al. 221/46
D348,484 S * 7/1994 Blackwell et al. D19/69
D348,690 S * 7/1994 Samuelson D19/69
D359,513 S * 6/1995 Carlson D19/86
D444,179 S * 6/2001 Dill D19/90
D496,691 S * 9/2004 Crawford et al. D19/69
D502,740 S * 3/2005 Stoddard et al. D19/86
D529,553 S * 10/2006 Crawford et al. D19/69
D533,595 S * 12/2006 Thompson et al. D19/86
D543,744 S * 6/2007 Tippmann D6/518
D581,465 S * 11/2008 Bhavnani D19/65

* cited by examiner

Primary Examiner—Cathron C Brooks

Assistant Examiner—Austin Murphy

(74) *Attorney, Agent, or Firm*—Trisha D. Adamson

(57) **CLAIM**

The ornamental design for a tape strip dispenser, as shown and described.

DESCRIPTION

FIG. 1 is a perspective view for a tape strip dispenser;

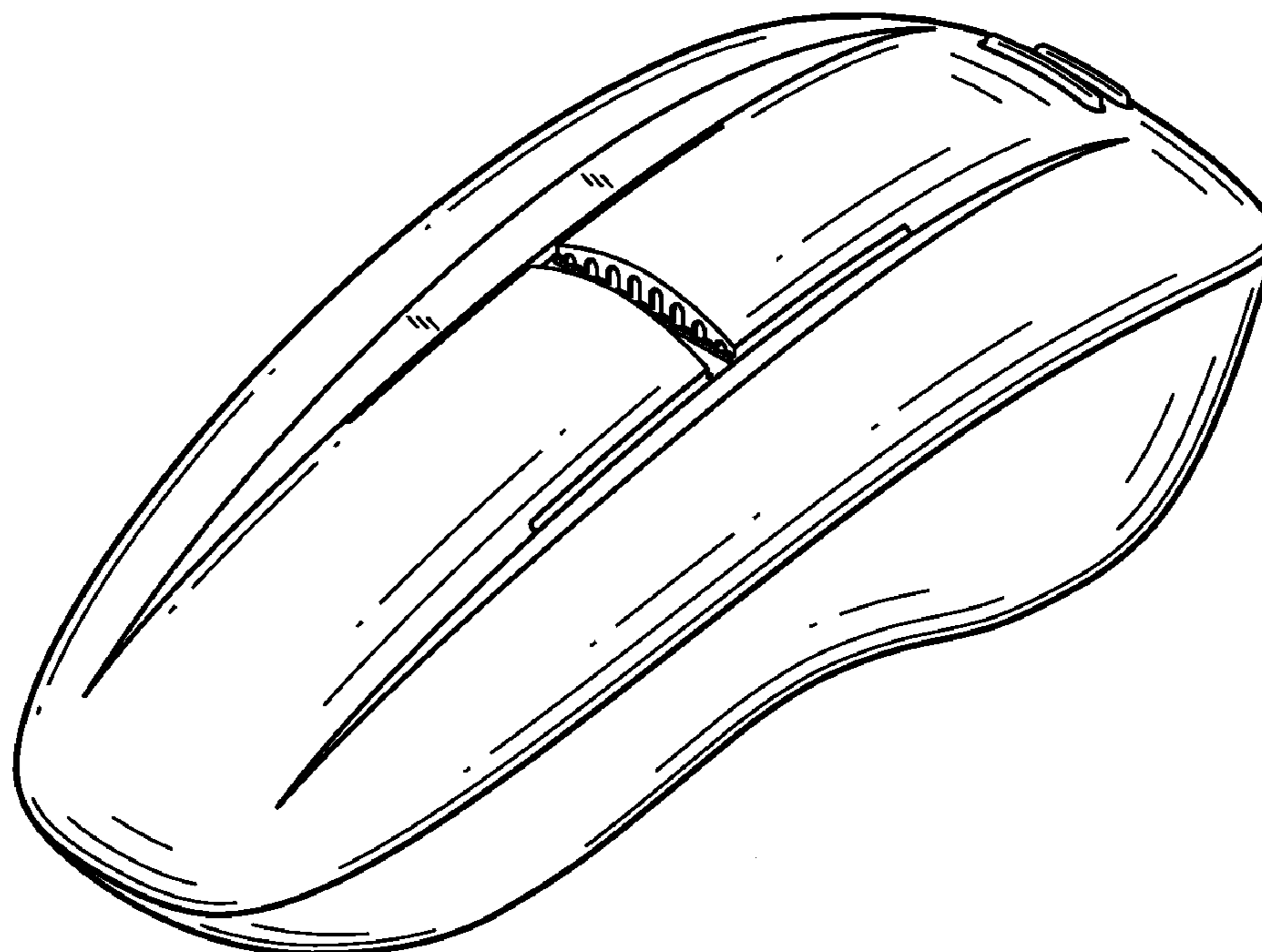
FIG. 2 is a top view thereof;

FIG. 3 is a right side view thereof, the left side view being a mirror image thereof;

FIG. 4 is a front view thereof; and,

FIG. 5 is a rear view thereof.

1 Claim, 2 Drawing Sheets



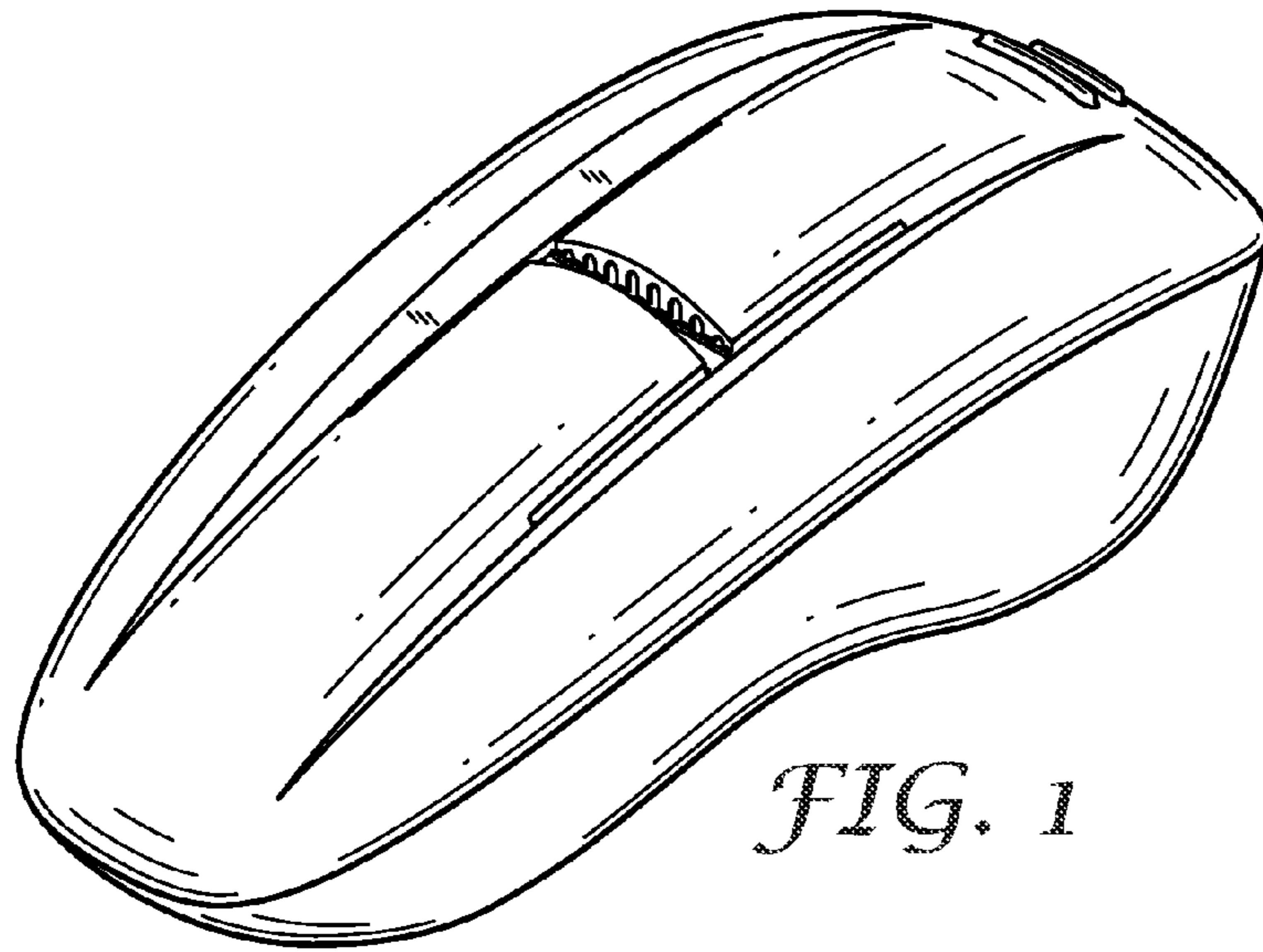


FIG. 1

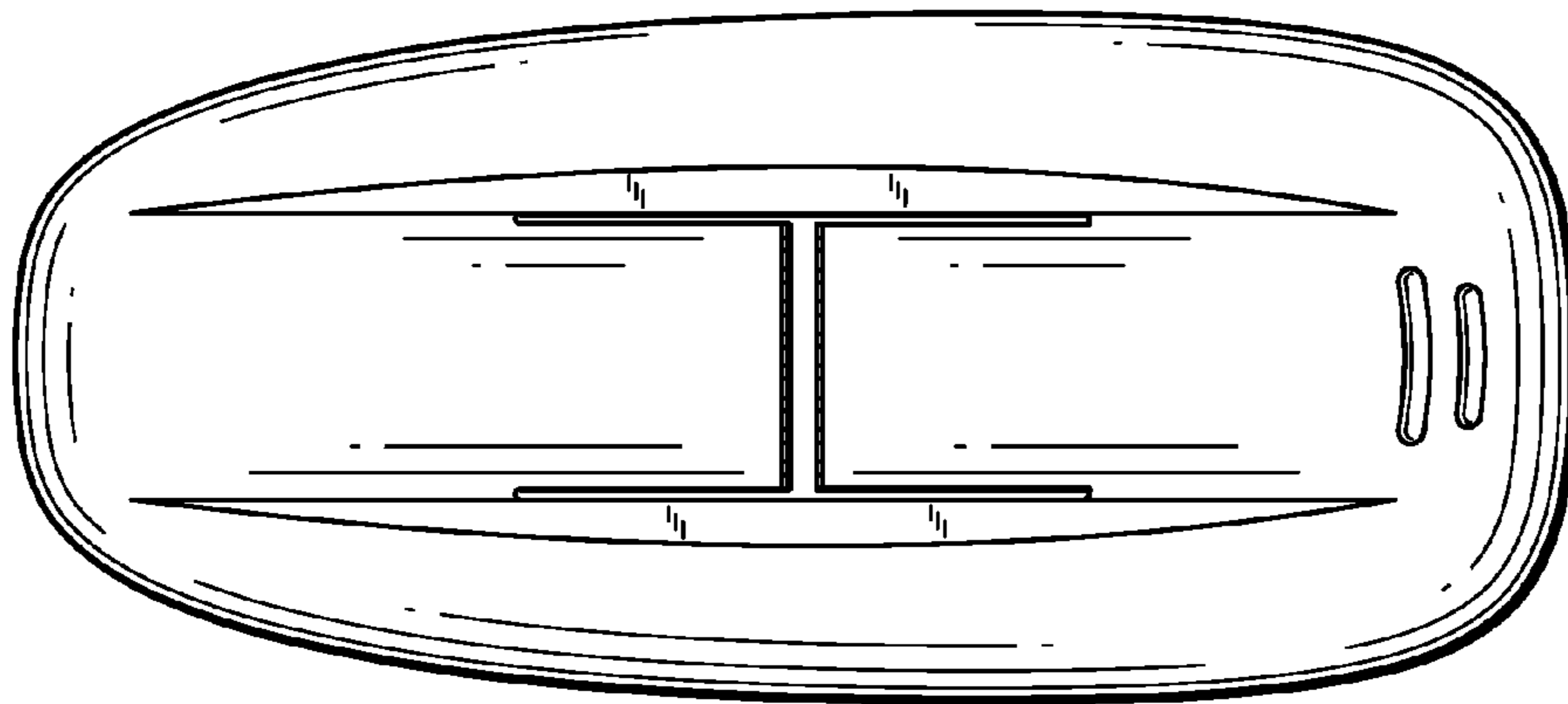


FIG. 2



FIG. 3

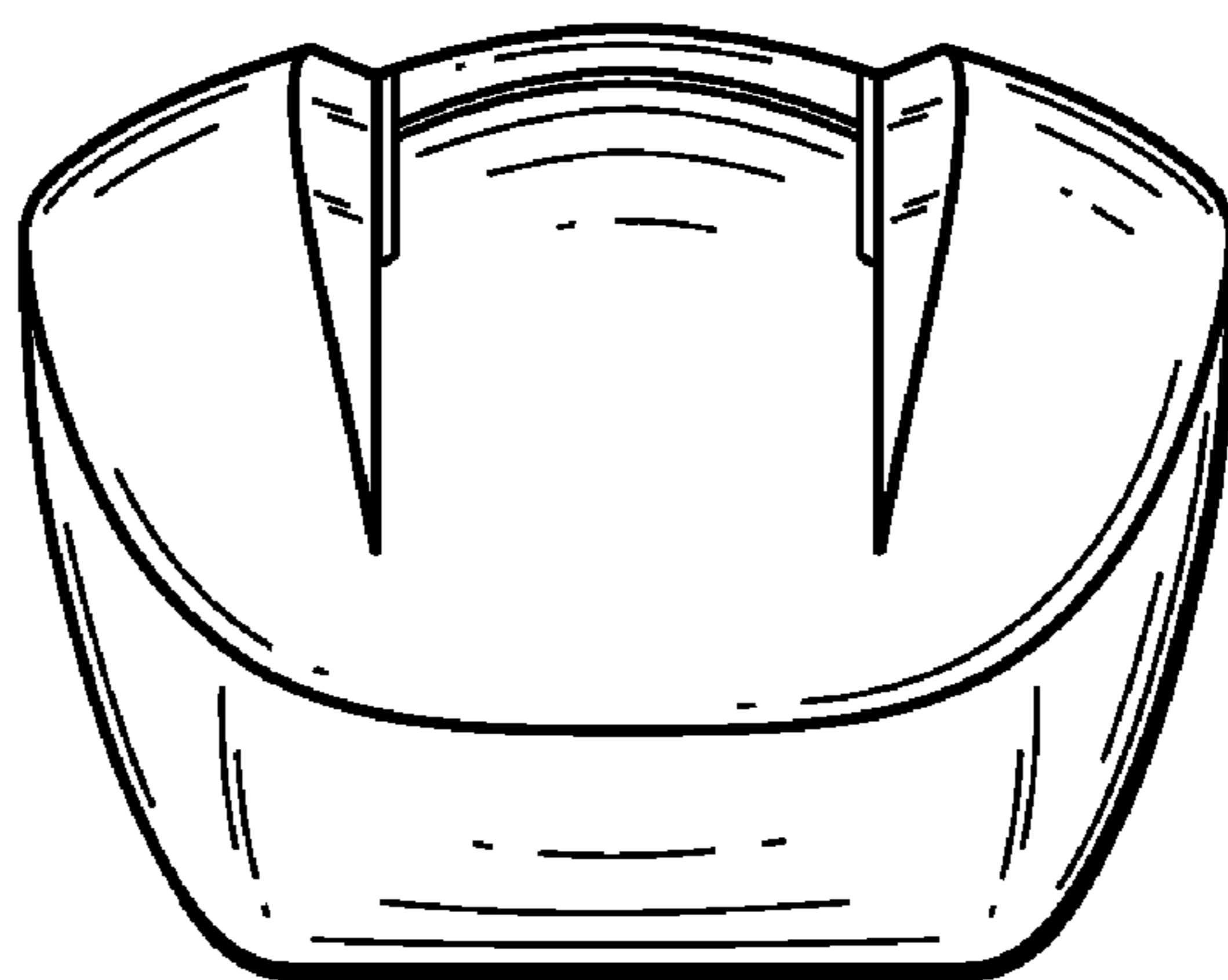


FIG. 4




FIG. 5