

US00D593607S

(12) **United States Design Patent**
Nishikawa

(10) **Patent No.:** **US D593,607 S**

(45) **Date of Patent:** **** Jun. 2, 2009**

(54) **PEN CAP**

(75) Inventor: **Masao Nishikawa**, Osaka (JP)

(73) Assignee: **Sekisei Co., Ltd**, Osaka (JP)

(**) Term: **14 Years**

(21) Appl. No.: **29/297,871**

(22) Filed: **Nov. 20, 2007**

(51) **LOC (9) Cl.** **19-06**

(52) **U.S. Cl.** **D19/54**

(58) **Field of Classification Search** D11/411,
D11/431; D19/16, 38, 41, 42, 44, 45, 46,
D19/43, 47, 48, 49, 50, 51, 54, 55, 56, 57;
24/11 F, 11 P, 11 R; 401/6, 52, 99, 100,
401/104, 105, 106, 107, 108, 109, 192, 195,
401/243, 244, 245, 246, 247; 708/107
See application file for complete search history.

(56) **References Cited**

U.S. PATENT DOCUMENTS

D42,643 S *	6/1912	Meyers	D11/90
D74,512 S *	2/1928	Klass et al.	D11/34
D75,797 S *	7/1928	Jaffe	D11/38
D102,720 S *	1/1937	Larsen	D19/48
D124,725 S *	1/1941	Ornstein	D10/31
D173,480 S *	11/1954	Fink	D19/36
D179,615 S *	1/1957	Spatz	D28/4
D205,872 S *	9/1966	Parker	D19/48
D331,422 S *	12/1992	Weilert	D19/56
D336,923 S *	6/1993	Lin	D19/57
D372,736 S *	8/1996	Stabler	D19/57
D410,680 S *	6/1999	Muller	D19/42

6,244,772 B1	6/2001	Ruchonnet	
D472,270 S *	3/2003	Ben-Ari D19/56
D489,022 S *	4/2004	Riggio D11/38

* cited by examiner

Primary Examiner—Elizabeth A Albert

Assistant Examiner—Karen E Eldridge Powers

(74) *Attorney, Agent, or Firm*—Turocy & Watson, LLP

(57) **CLAIM**

The ornamental design for a pen cap, as shown and described.

DESCRIPTION

FIG. 1 is a perspective view of a pen cap showing my new design;

FIG. 2 is a front view thereof;

FIG. 3 is a left end view thereof;

FIG. 4 is a right end view thereof;

FIG. 5 is a top view thereof;

FIG. 6 is a bottom view thereof;

FIG. 7 is an enlarged partial view of FIG. 2, taken along Line 7—7;

FIG. 8 is a sectional view of FIG. 5, taken along Line 8—8;

FIG. 9 is an enlarged sectional view of FIG. 5, taken along Line 9—9; and,

FIG. 10 is an enlarged sectional view of FIG. 8, taken along Line 10—10.

The broken lines showing environment are included for information purposes only and form no part of the claimed design.

1 Claim, 10 Drawing Sheets

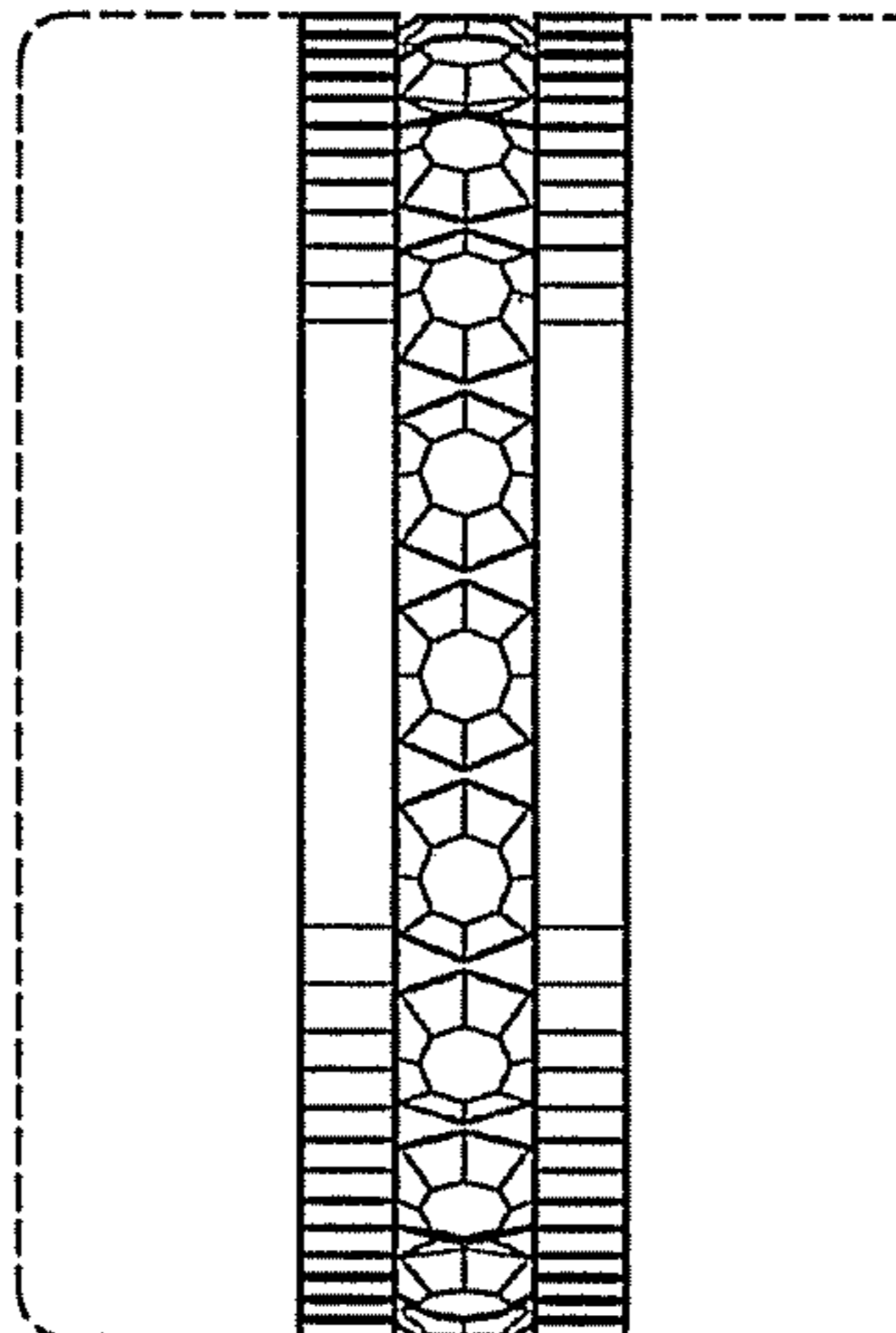



Fig. 1




Fig. 2




Fig. 3

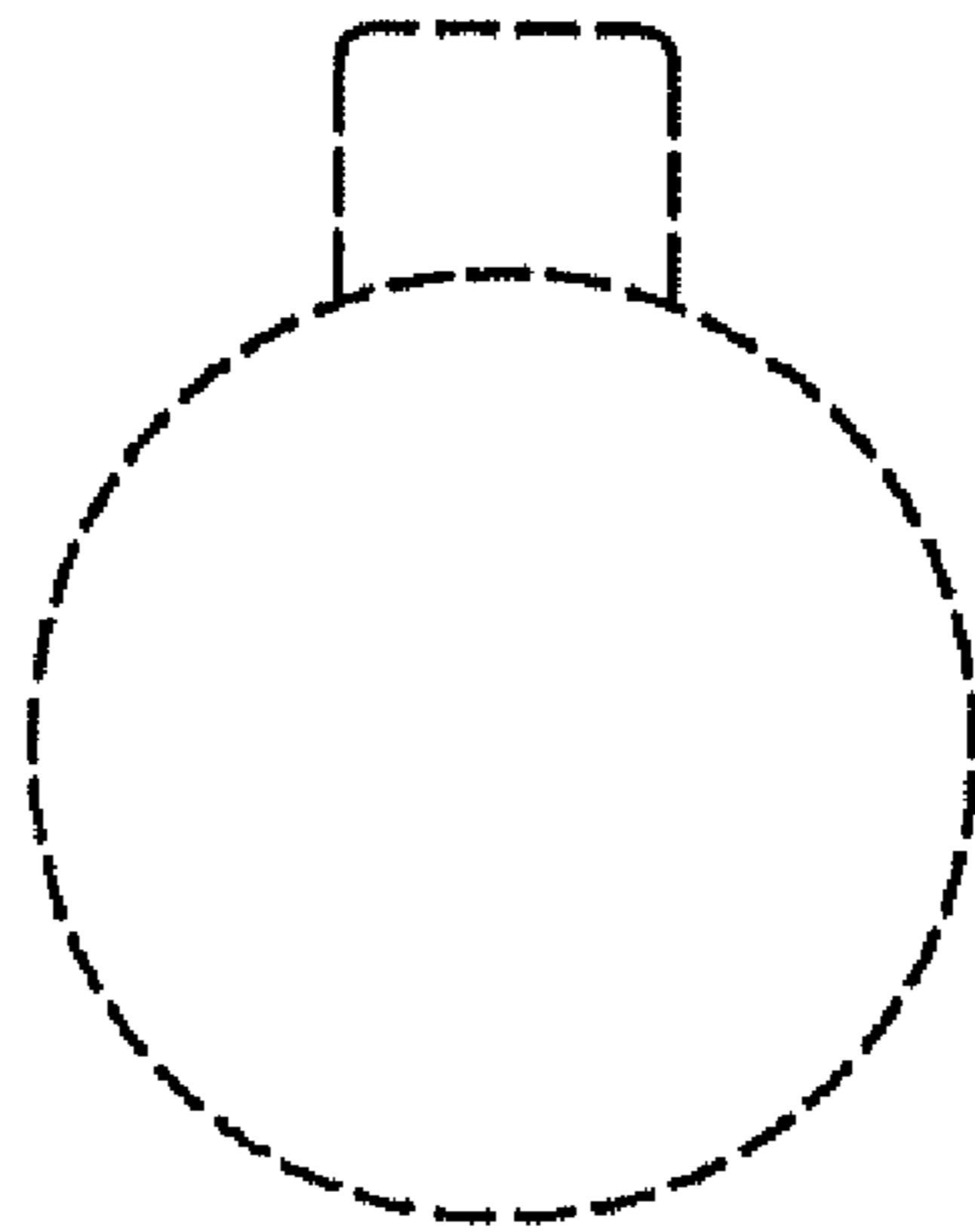


Fig. 4

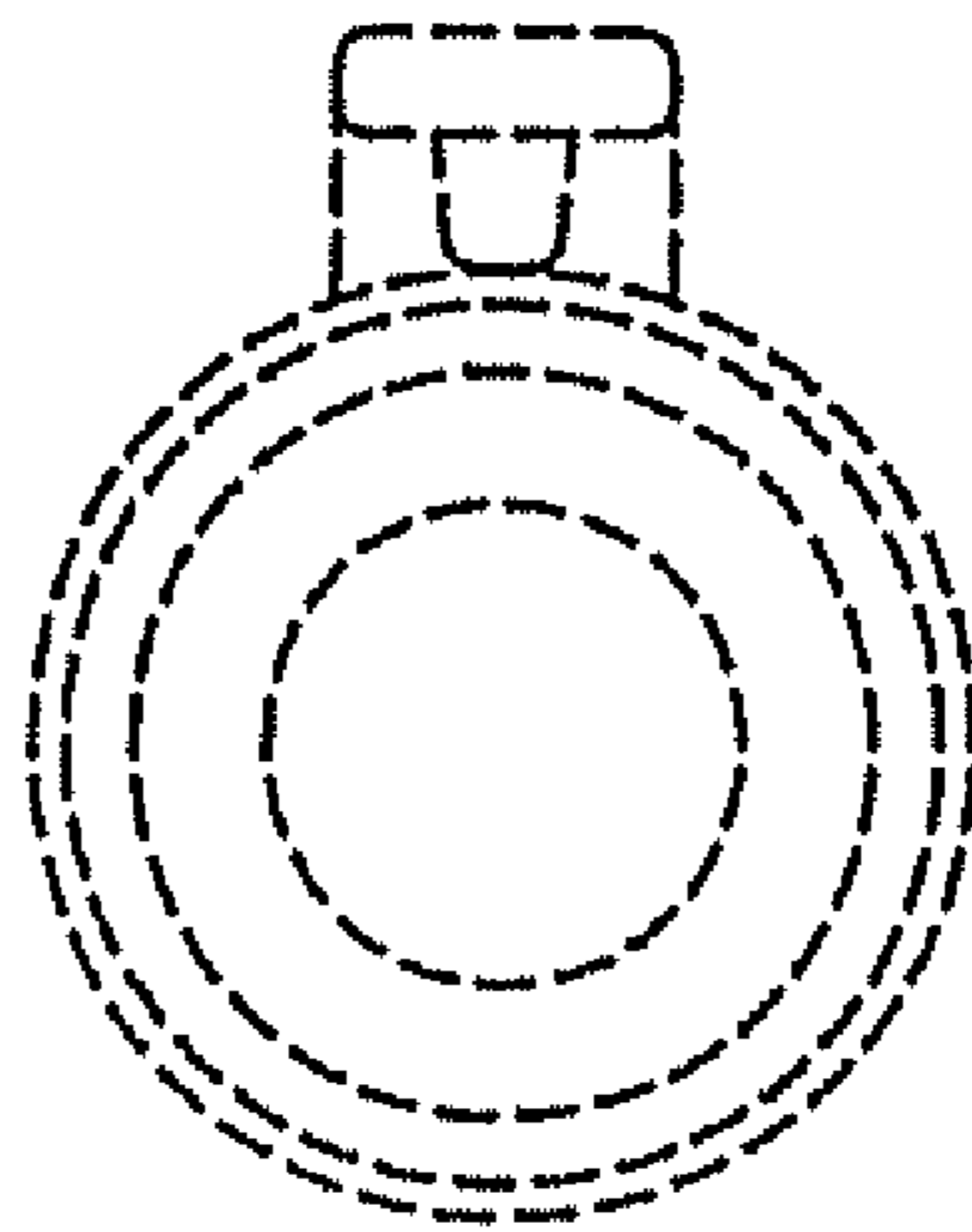


Fig. 5

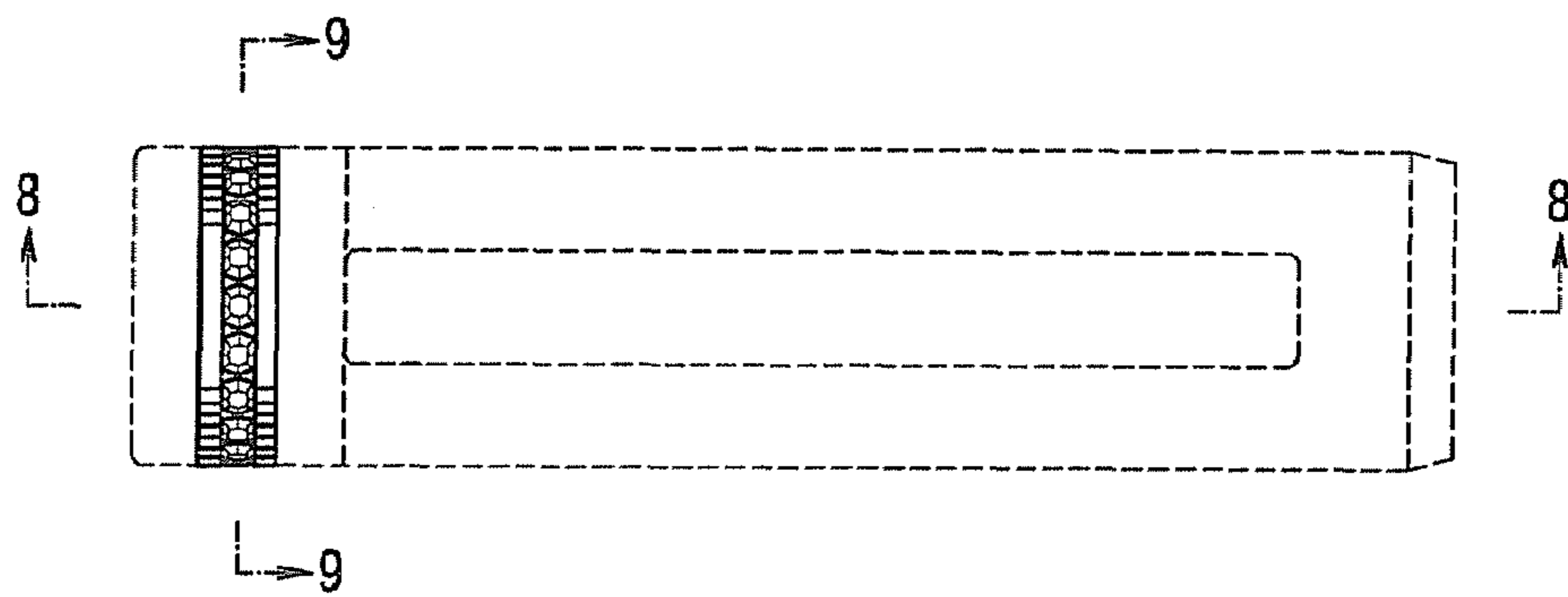


Fig. 6



Fig. 7

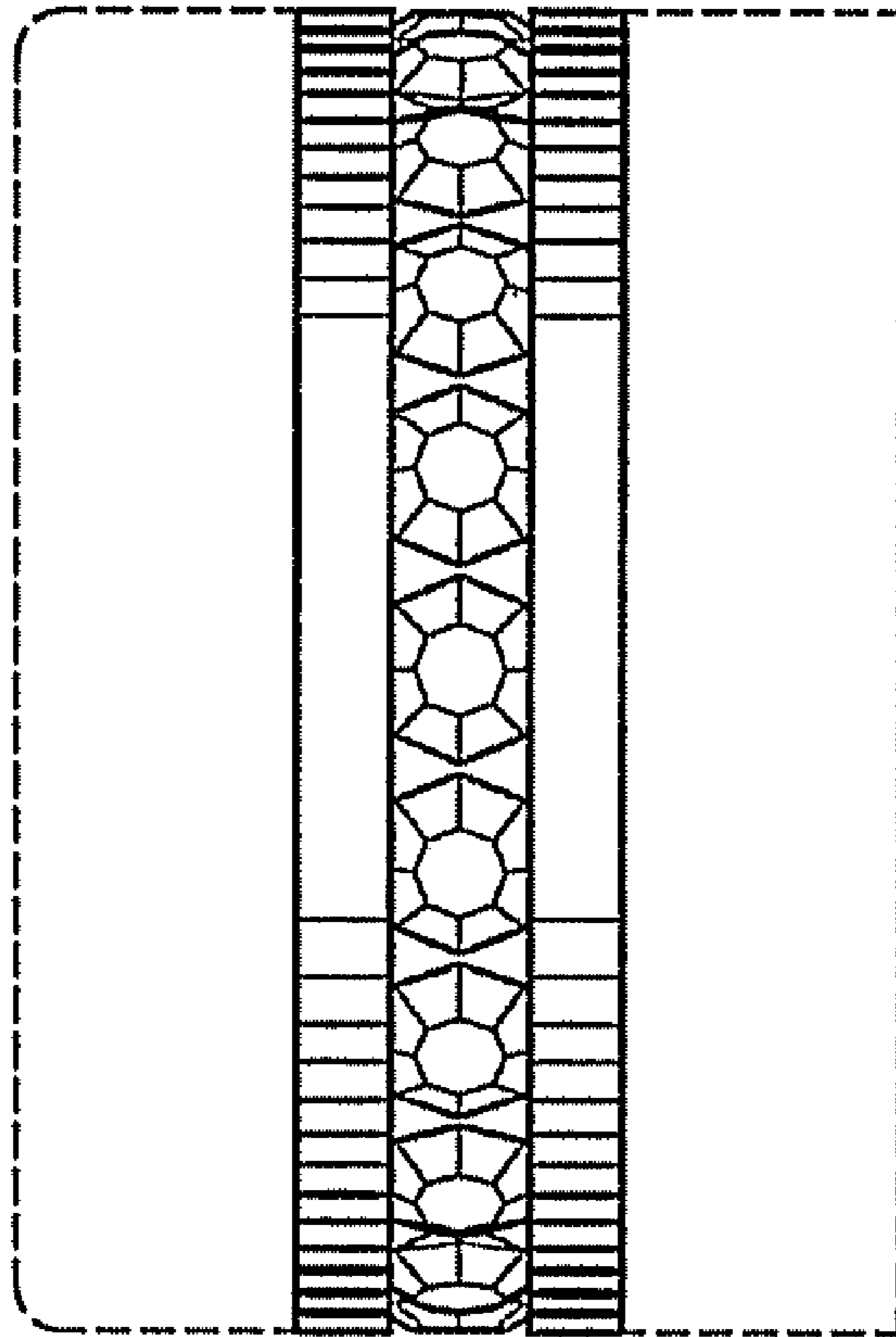


Fig. 8

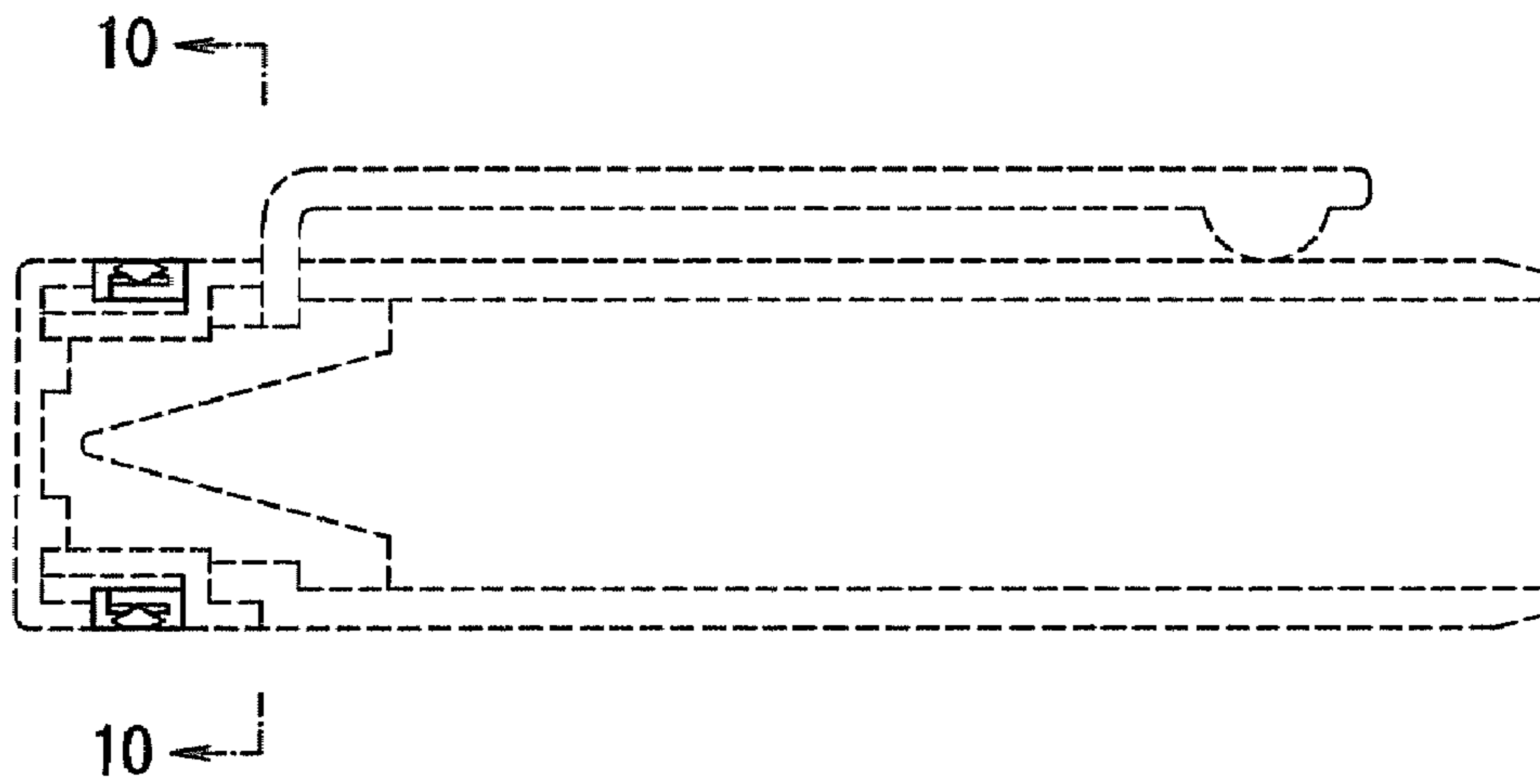


Fig. 9




Fig. 10

