



US00D593606S

(12) **United States Design Patent**
Oka et al.

(10) **Patent No.:** **US D593,606 S**
(45) **Date of Patent:** **** Jun. 2, 2009**

(54) **BALLPOINT PEN**

(75) Inventors: **Shigeo Oka**, Tokyo (JP); **Rika Tezuchi**,
Tokyo (JP); **Etsuyo Yamada**, Tokyo (JP)

(73) Assignee: **Pentel Kabushiki Kausha** (JP)

(**) Term: **14 Years**

(21) Appl. No.: **29/294,427**

(22) Filed: **Jan. 10, 2008**

(30) **Foreign Application Priority Data**

Jul. 13, 2007 (JP) 2007-019092

(51) **LOC (9) Cl.** **19-06**

(52) **U.S. Cl.** **D19/51**

(58) **Field of Classification Search** D19/35,
D19/36, 41-51, 53-57; 24/11 R, 11 F, 11 P;
401/52, 99, 100, 104-109, 192, 195, 196
See application file for complete search history.

(56) **References Cited**

U.S. PATENT DOCUMENTS

D267,655 S * 1/1983 Verona D19/51
D324,072 S * 2/1992 von Edler et al. D19/51
D362,019 S * 9/1995 Linderson D19/48
D387,804 S * 12/1997 Izushima D19/51

D395,917 S * 7/1998 Rosenbaum D19/49
D395,918 S * 7/1998 Rosenbaum D19/49
D471,930 S * 3/2003 Stropkay et al. D19/51
D472,922 S * 4/2003 Stropkay et al. D19/43
D491,604 S * 6/2004 Yeh D19/36

FOREIGN PATENT DOCUMENTS

EM 000852496-0001 * 1/2008
WO DM/061563 * 9/2002

* cited by examiner

Primary Examiner—Elizabeth A Albert

(74) *Attorney, Agent, or Firm*—Adams & Wilks

(57) **CLAIM**

The ornamental design for a ballpoint pen, as shown and described.

DESCRIPTION

FIG. 1 is a perspective view of a ballpoint pen showing our new design;

FIG. 2 is a front view thereof;

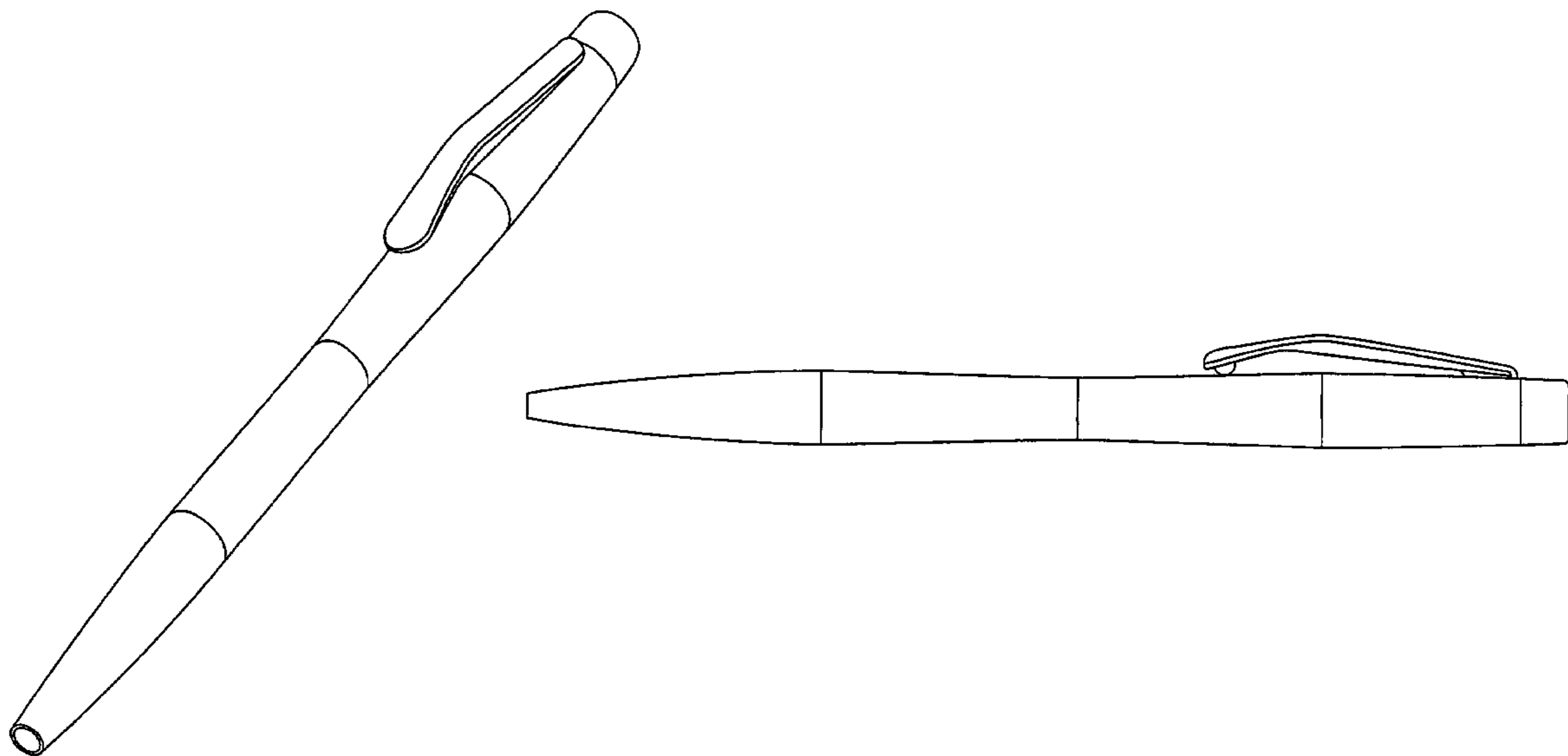
FIG. 3 is a bottom view thereof;

FIG. 4 is a rear view thereof;

FIG. 5 is a left side view thereof; and,

FIG. 6 is a right side view thereof.

1 Claim, 3 Drawing Sheets



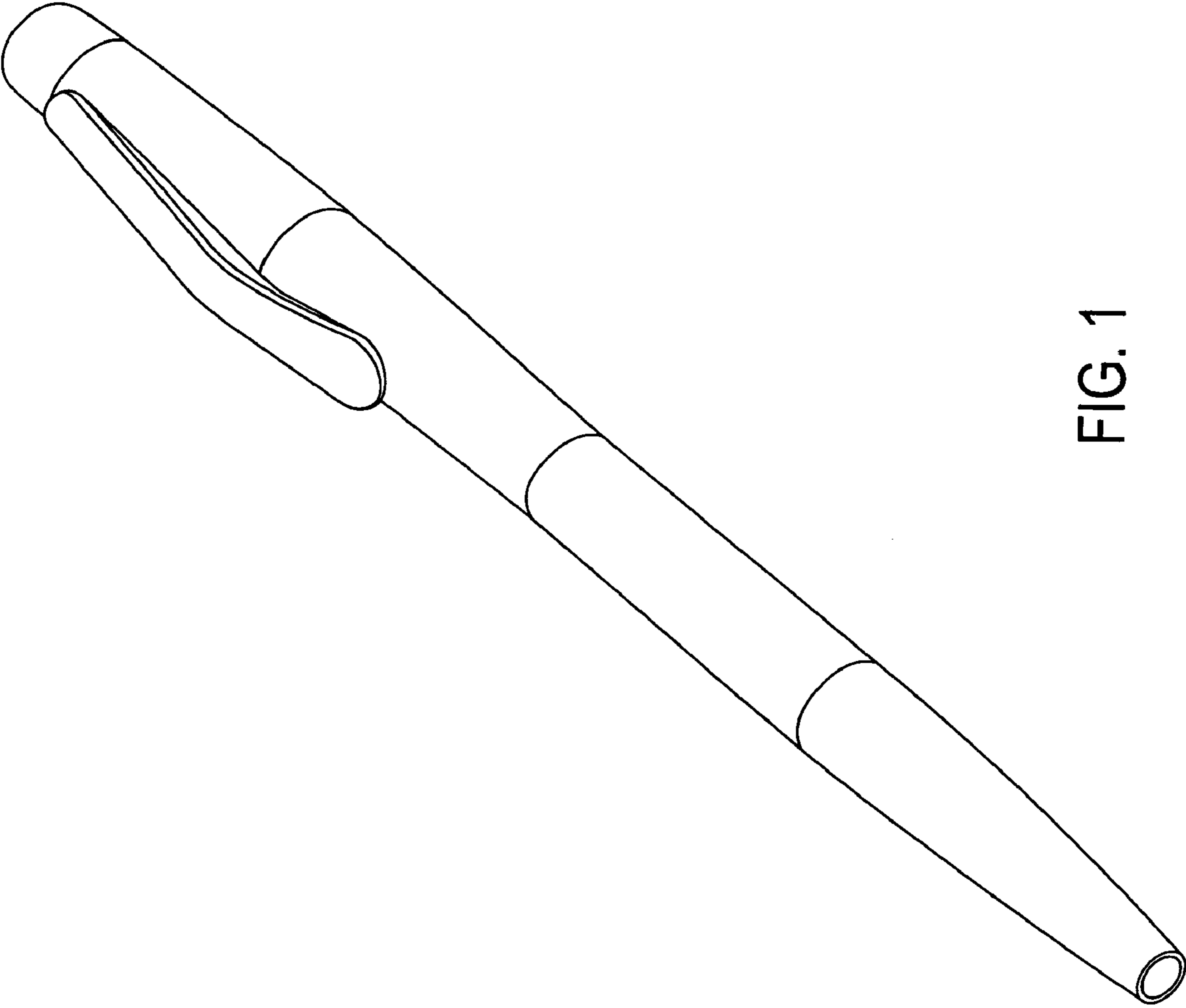


FIG. 1

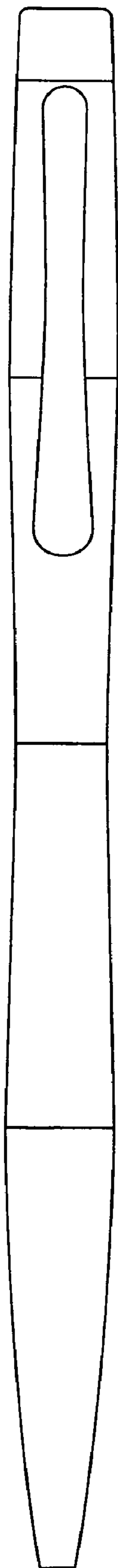


FIG. 2

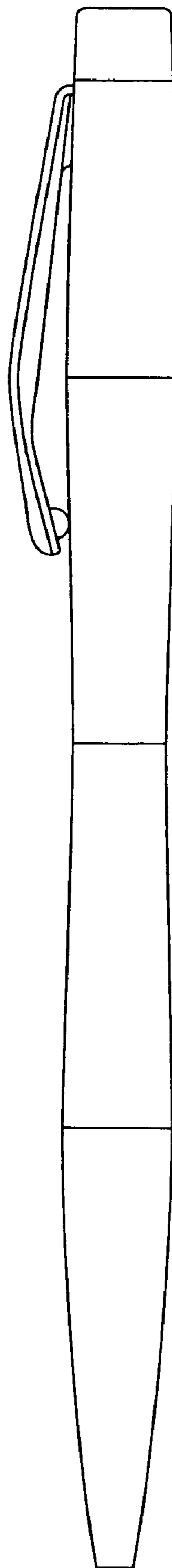


FIG. 3




FIG. 4




FIG. 6

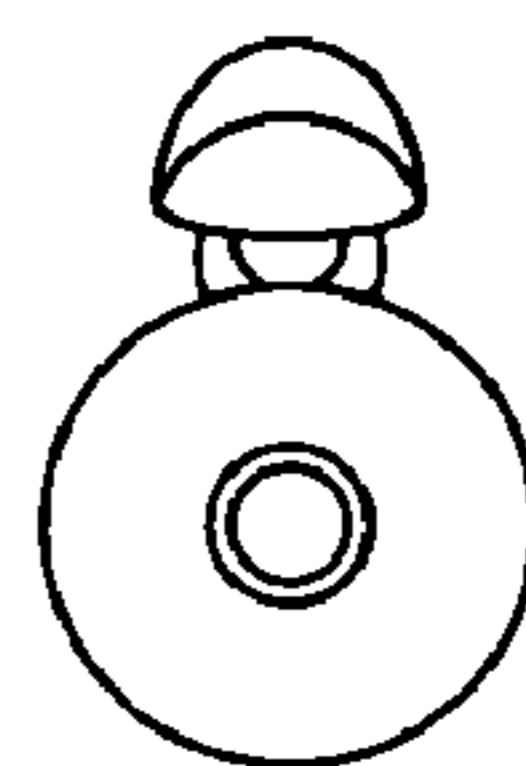


FIG. 5