



US00D593596S

(12) **United States Design Patent**  
**Shatley**

(10) **Patent No.:** **US D593,596 S**  
(45) **Date of Patent:** **\*\* Jun. 2, 2009**

(54) **CONIFEROUS LOGO**

(76) Inventor: **J. Michael Shatley**, 516 Aubrey Turner Rd., Crumpler, NC (US) 28617

(\*\*) Term: **14 Years**

(21) Appl. No.: **29/312,862**

(22) Filed: **Nov. 19, 2008**

**Related U.S. Application Data**

(62) Division of application No. 29/307,583, filed on Apr. 29, 2008.

(51) **LOC (9) Cl.** ..... **18-03**

(52) **U.S. Cl.** ..... **D18/27; D11/117; D11/119; D11/120**

(58) **Field of Classification Search** ..... D11/117, D11/118, 119, 120, 121, 124, 125, 127, 128, D11/130, 131, 132, 133, 134, 157, 158; D18/24-33; 428/7-11

See application file for complete search history.

(56) **References Cited**

**U.S. PATENT DOCUMENTS**

D37,119 S *	11/1904	Simon	.....	D11/120
D58,256 S *	6/1921	Pyper	.....	D18/24
D84,251 S *	5/1931	Frei	.....	D26/85
D84,281 S *	6/1931	Wischhusen	.....	D11/120
D84,282 S *	6/1931	Frei	.....	D11/120
D94,874 S *	3/1935	Cernow	.....	D18/24
D175,915 S *	10/1955	Schoor	.....	D18/24
2,849,822 A *	9/1958	Bachman	.....	428/27
D197,747 S *	3/1964	Katz	.....	D18/24

3,254,436 A *	6/1966	Bank	.....	40/552
3,398,005 A *	8/1968	Felicetta et al.	.....	106/725
D213,413 S *	2/1969	Marcia	.....	D18/24
3,539,432 A *	11/1970	Chee	.....	428/6
D248,288 S *	6/1978	Maholias	.....	D11/125
4,100,316 A *	7/1978	Lackey	.....	428/10
D255,693 S *	7/1980	Bombarger, Jr.	.....	D18/27
D287,979 S *	1/1987	Tragesser	.....	D18/24
D418,777 S *	1/2000	Koo	.....	D11/120
D431,045 S *	9/2000	Lehmann	.....	D18/26
D474,229 S *	5/2003	Blanco et al.	.....	D18/24
D513,278 S *	12/2005	Donahue	.....	D18/24

\* cited by examiner

*Primary Examiner*—Stella M Reid

*Assistant Examiner*—Elizabeth J Oswecki

(57) **CLAIM**

The ornamental design for a coniferous logo, as shown and described.

**DESCRIPTION**

FIG. 1 is a front elevational view of a coniferous logo showing my new design;

FIG. 2 is a rear elevational view thereof;

FIG. 3 is a top plan view thereof;


FIG. 4 is a bottom plan view thereof;

FIG. 5 is a left side elevational view thereof; and,

FIG. 6 is a right side elevational view thereof.

The frame shown in dashed lines forms no part of the claimed design.

**1 Claim, 1 Drawing Sheet**






Fig. 1




Fig. 2



Fig. 3



Fig. 4



Fig. 5



Fig. 6