

US00D593572S

(12) **United States Design Patent**
Kwag

(10) **Patent No.:** **US D593,572 S**
(45) **Date of Patent:** **** Jun. 2, 2009**

(54) **VIDEO IMAGE DISPLAY FOR PORTABLE PHONE**

(75) Inventor: **Mi-Na Kwag**, Seoul (KR)

(73) Assignee: **Samsung Electronics Co., Ltd.**,
Suwon-si (KR)

(**) Term: **14 Years**

(21) Appl. No.: **29/300,337**

(22) Filed: **Mar. 14, 2008**

(30) **Foreign Application Priority Data**

Jan. 25, 2008 (KR) 30-2008-0003718

(51) **LOC (9) Cl.** **32-00**

(52) **U.S. Cl.** **D14/486**

(58) **Field of Classification Search** D14/485,
D14/486, 487, 488, 489, 490, 491, 492, 493,
D14/494, 495; 455/556.2; 715/215, 227,
715/235, 246, 274, 275, 700, 703, 705, 706,
715/707, 709, 710, 715, 716, 719, 726, 727,
715/728, 730, 739, 752, 753, 756, 758, 759,
715/762, 763, 768, 771, 773, 777, 779, 780,
715/783, 808, 809, 810, 811, 812, 813, 818,
715/819, 820, 821, 822, 823, 824, 825, 828,
715/829, 833, 834, 835, 836, 837, 838, 839,
715/840, 841, 842, 843, 844, 845; 715/846,
715/847, 861, 864, 867, 962, 963, 976, 977,
715/978; 345/902, 952, 953, 955, 956, 960,
345/426, 590, 594, 601, 603, 606, 620, 650,
345/657, 659, 661, 685, 441, 173

See application file for complete search history.

(56) **References Cited**

U.S. PATENT DOCUMENTS

6,236,398 B1 * 5/2001 Kojima et al. 345/419

D523,440 S * 6/2006 Hernandez et al. D14/486
D550,684 S * 9/2007 Byeon et al. D14/486
D550,687 S * 9/2007 Cho et al. D14/486
D567,817 S * 4/2008 Kwag et al. D14/487
D574,007 S * 7/2008 Kwag et al. D14/486
D574,841 S * 8/2008 Kwag D14/486
D577,738 S * 9/2008 Kwag D14/486
D577,739 S * 9/2008 Kwag D14/486
D579,945 S * 11/2008 Kwag D14/486
2005/0097478 A1 * 5/2005 Killian et al. 715/851
2006/0053388 A1 * 3/2006 Michelman 715/775
2008/0066013 A1 * 3/2008 Brodersen et al. 715/836

* cited by examiner

Primary Examiner—Cathron C Brooks

Assistant Examiner—Angela J Lee

(74) *Attorney, Agent, or Firm*—Staas & Halsey LLP

(57) **CLAIM**

The ornamental design for a video image display for portable phone, as shown and described.

DESCRIPTION

FIG. 1 is a perspective view of a video image display for portable phone;

FIG. 2 is a front view of the video image display for portable phone of FIG. 1; and,

FIG. 3 is an enlarged front view of the video image display for portable phone of FIG. 1.

The broken line showing of unclaimed portions of a portable phone is included for the purpose of illustrating environmental structure and forms no part of the claimed design.

1 Claim, 3 Drawing Sheets




FIG. 1




FIG. 2




FIG. 3

