



US00D593551S

(12) **United States Design Patent**
Ferrari et al.

(10) **Patent No.:** **US D593,551 S**
(45) **Date of Patent:** **** Jun. 2, 2009**

(54) **HAND-HELD ELECTRONIC DEVICE**
(75) Inventors: **Marco Ferrari**, Waterloo (CA); **Cortez Corley**, Waterloo (CA); **Todd Wood**, Guelph (CA); **Norman Ladouceur**, Waterloo (CA)
(73) Assignee: **Research In Motion Limited**, Waterloo (CA)
(**) Term: **14 Years**
(21) Appl. No.: **29/318,046**
(22) Filed: **May 12, 2008**

D579,898 S * 11/2008 Lee et al. D14/138 R
D579,902 S * 11/2008 Kim et al. D14/138 R
D579,905 S * 11/2008 Kim et al. D14/138 R
D580,390 S * 11/2008 Kim et al. D14/138 R
D581,390 S * 11/2008 Ma et al. D14/138 AD
D581,894 S * 12/2008 Kim D14/138 R
D582,884 S * 12/2008 Lee et al. D14/138 AB
D584,272 S * 1/2009 Chung et al. D14/138 R
D584,273 S * 1/2009 Hong et al. D14/138 R
D584,738 S * 1/2009 Kim et al. D14/496
D585,044 S * 1/2009 Seo et al. D14/138 R
D585,411 S * 1/2009 Eaton D14/138 G
2005/0197058 A1 * 9/2005 Yan 455/3.01
2006/0098813 A1 * 5/2006 Takamori et al. 379/433.13
2008/0318645 A1 * 12/2008 Takamori et al. 455/575.4

* cited by examiner

Primary Examiner—Cathron C Brooks
Assistant Examiner—Barbara Fox

(51) **LOC (9) Cl.** **14-02**
(52) **U.S. Cl.** **D14/341**
(58) **Field of Classification Search** D14/341–347,
D14/420, 426, 427, 432, 439–441, 448, 496,
D14/125, 129–130, 137, 138, 147, 156, 218,
D14/247–248, 250, 389; D10/65, 104; D18/6–7;
D21/329, 686; D6/596, 601, 605; 455/90.3,
455/6.1, 556.2, 575.1, 575.3, 575.4; 379/433.01,
379/433.04, 433.06, 433.07; 361/814; 341/22;
345/169; 346/173
See application file for complete search history.

(57) **CLAIM**

We claim the ornamental design for a hand-held electronic device, as shown and described.

DESCRIPTION

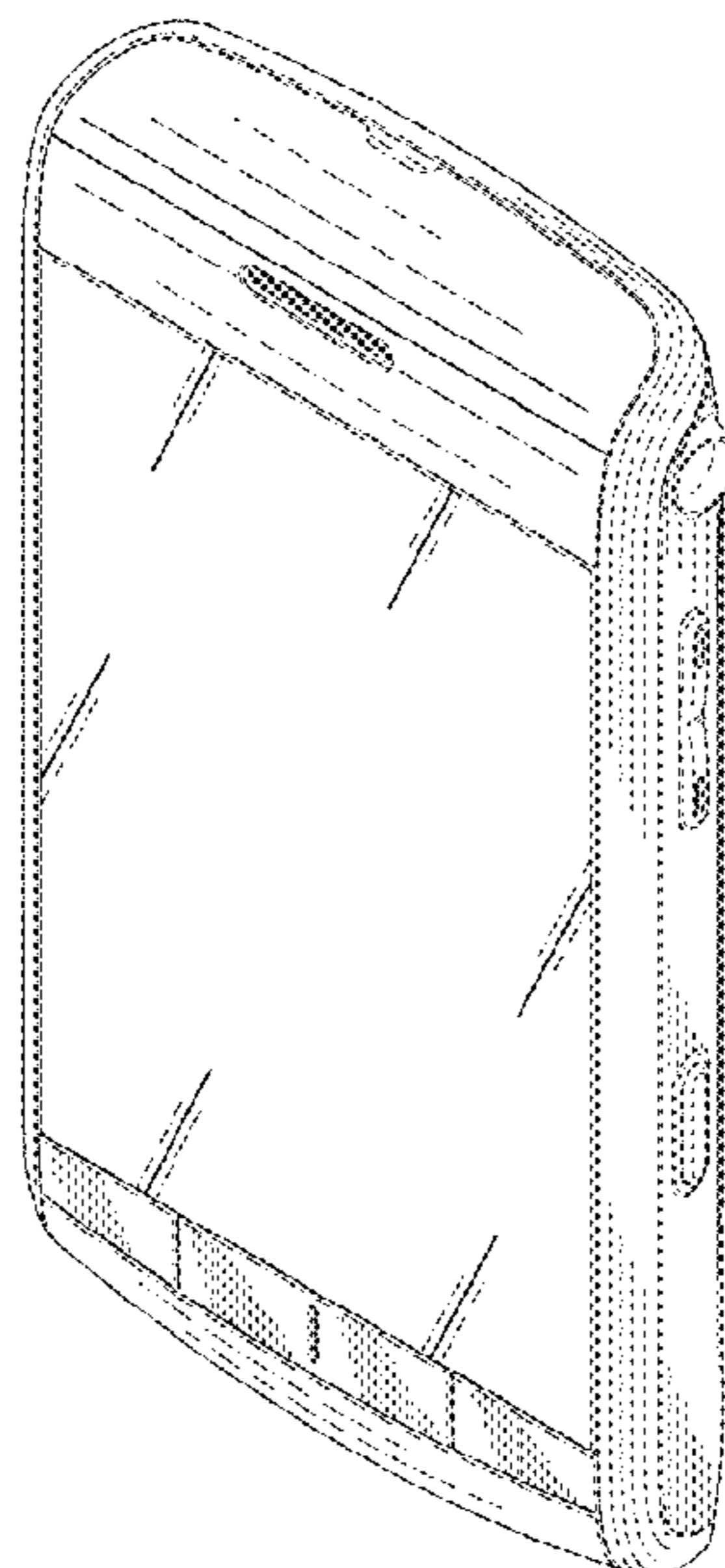
FIG. 1 is a front perspective view of the hand-held electronic device;
FIG. 2 is a back perspective view of the hand-held electronic device;
FIG. 3 is a front plan view of the hand-held electronic device;
FIG. 4 is a back plan view of the hand-held electronic device;
FIG. 5 is a right plan view of the hand-held electronic device;
FIG. 6 is a left plan view of the hand-held electronic device;
FIG. 7 is a top plan view thereof; and,
FIG. 8 is a bottom plan view thereof.

(56) **References Cited**

U.S. PATENT DOCUMENTS

D469,762 S * 2/2003 Iwama et al. D14/341
D498,754 S * 11/2004 Blyth D14/341
D519,116 S * 4/2006 Tanaka et al. D14/341
D532,791 S * 11/2006 Kim D14/203.7
D548,713 S * 8/2007 Lee et al. D14/138 AD
D548,732 S * 8/2007 Cebe et al. D14/341
D572,227 S * 7/2008 Yoon et al. D14/138 G
D575,760 S * 8/2008 Kim et al. D14/138 G
D578,098 S * 10/2008 Oh D14/138 AD
D578,503 S * 10/2008 Shin et al. D14/138 AD

1 Claim, 6 Drawing Sheets



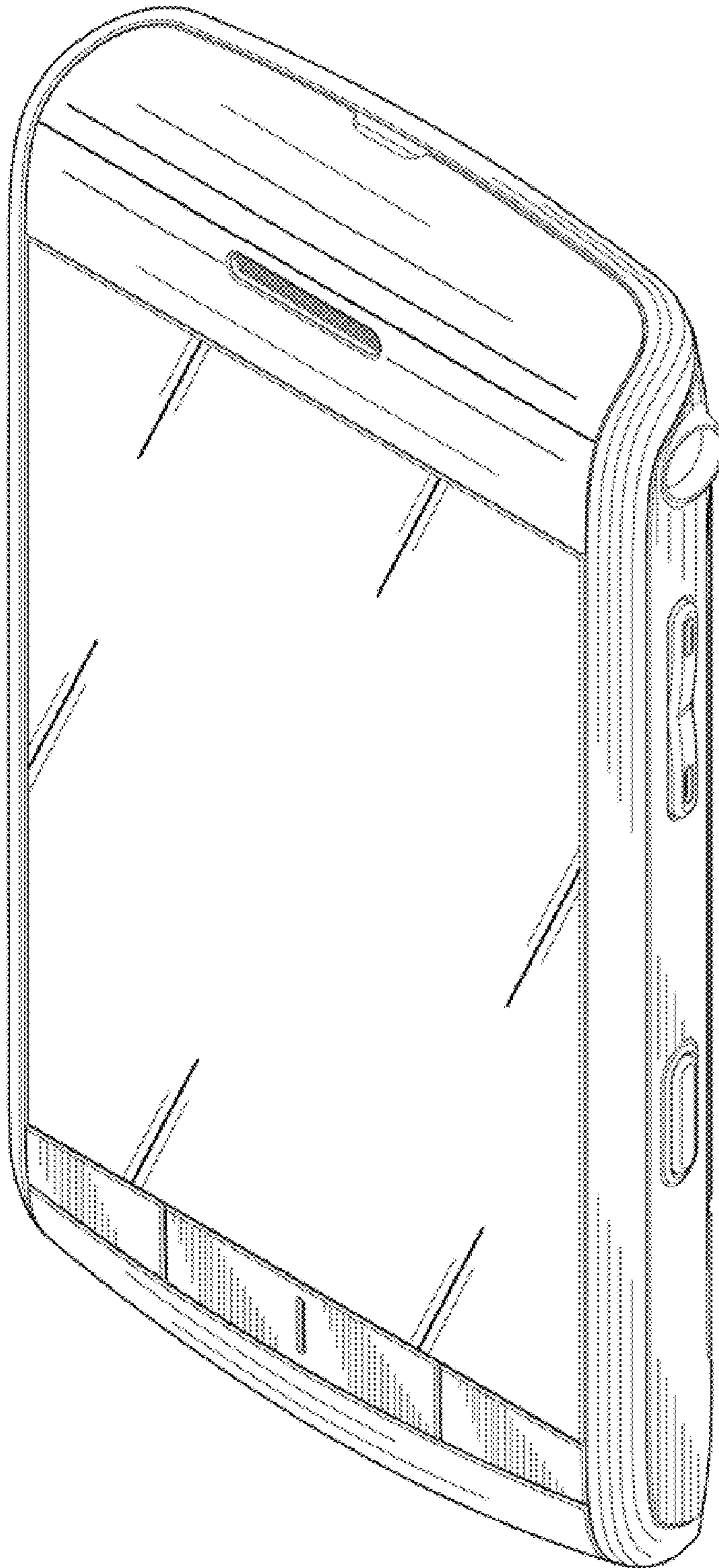


FIG. 1

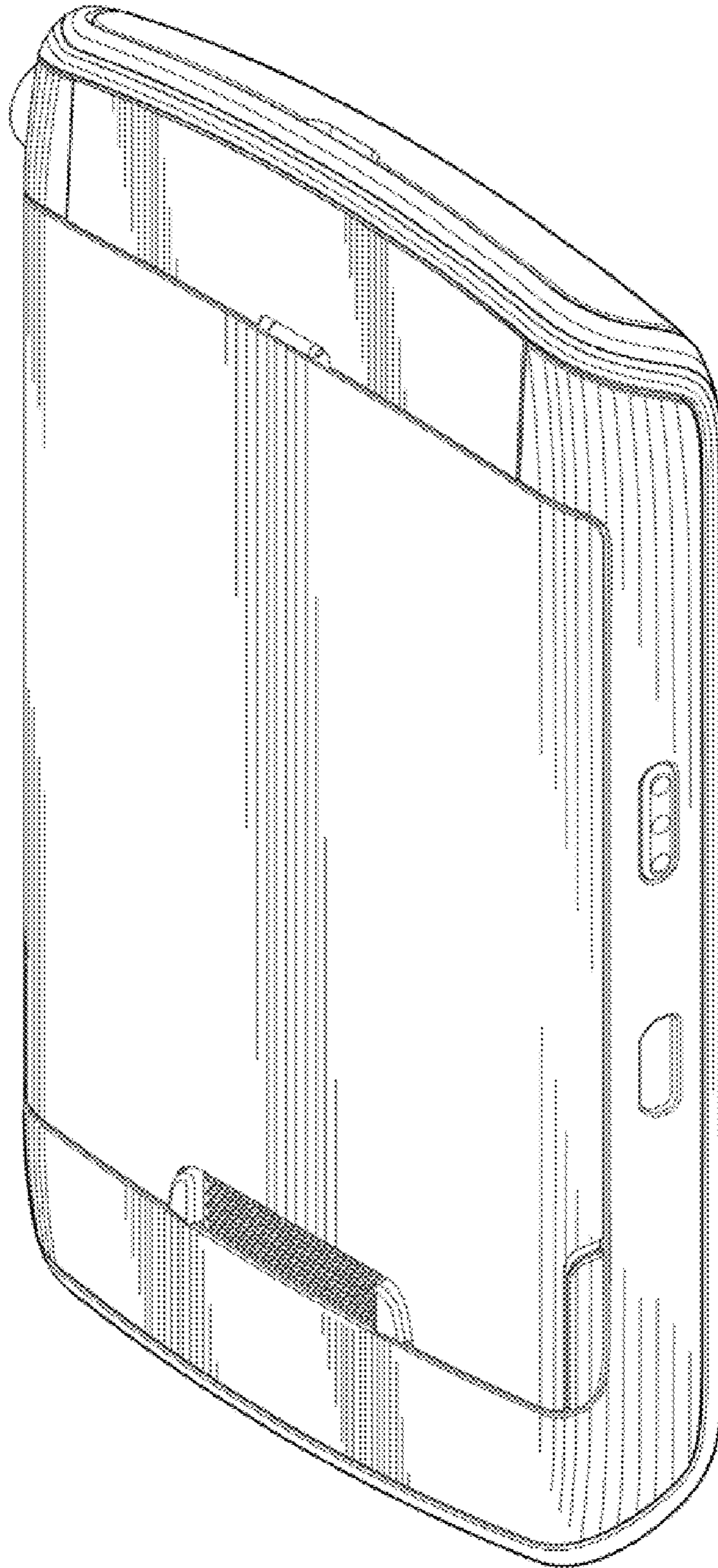


FIG.2

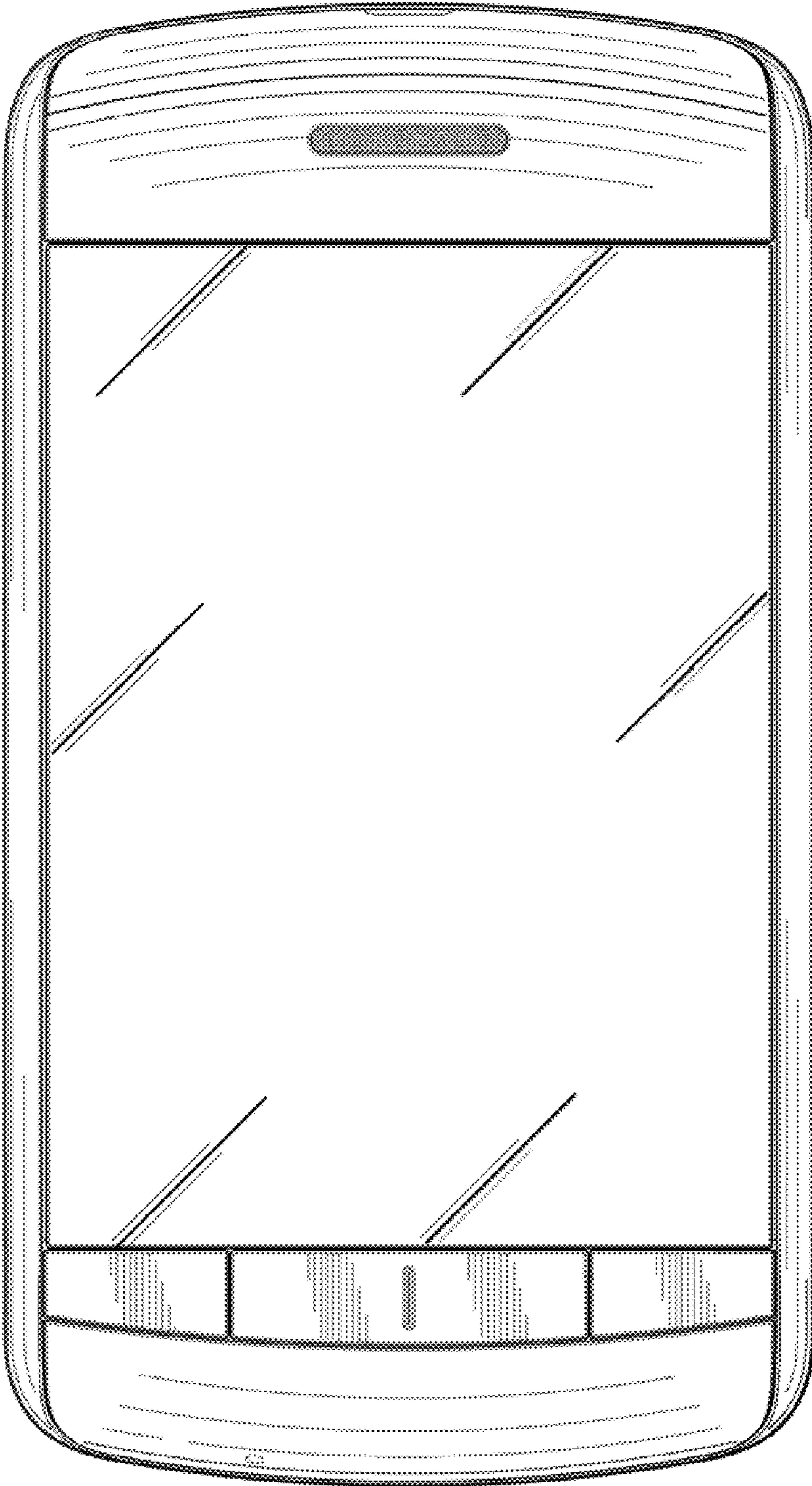


FIG.3

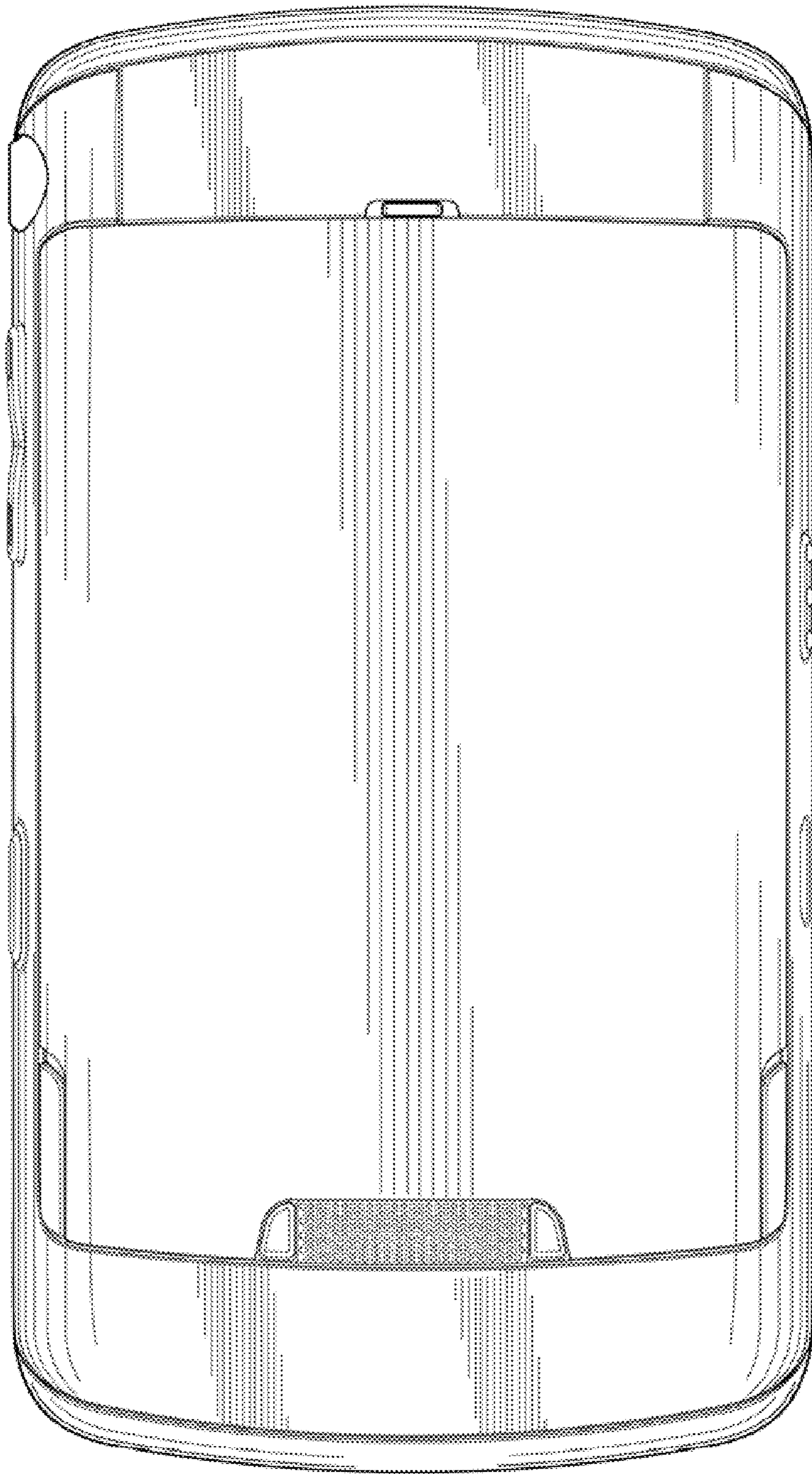


FIG.4

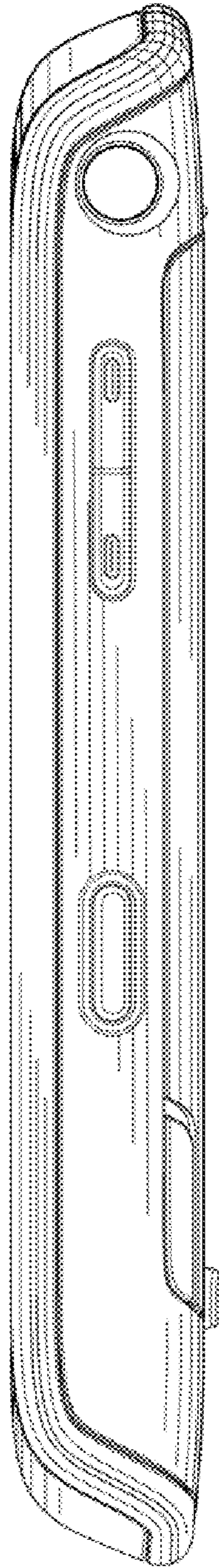


FIG. 5

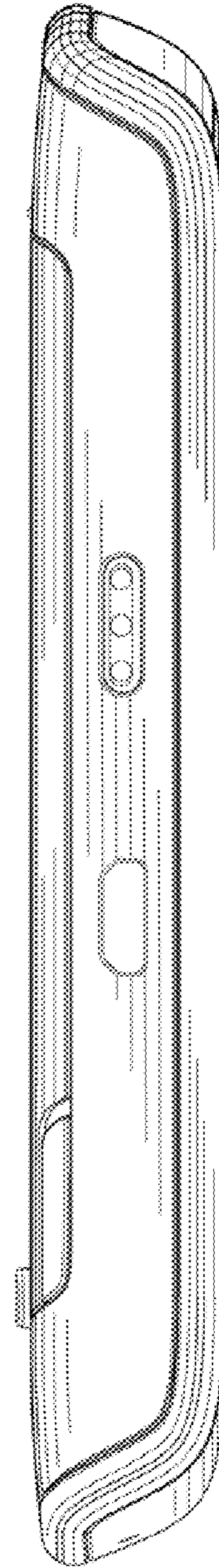


FIG. 6




FIG. 7




FIG. 8