



US00D593546S

(12) **United States Design Patent**
Tkachuk

(10) **Patent No.:** **US D593,546 S**
(45) **Date of Patent:** **** Jun. 2, 2009**

(54) **WIRELESS EARSET**

(75) Inventor: **Steven Tkachuk**, Los Angeles, CA (US)

(73) Assignee: **Samsung Electronics Co., Ltd.**,
Suwon-Si (KR)

(**) Term: **14 Years**

(21) Appl. No.: **29/300,452**

(22) Filed: **Mar. 28, 2008**

(51) **LOC (9) Cl.** **14-01**

(52) **U.S. Cl.** **D14/223**

(58) **Field of Classification Search** D14/188,
D14/192, 205, 206, 223; 181/129, 130; 379/430,
379/433.01, 433.02, 433.03, 440; 381/380,
381/381, 370, 322, 323; 455/575.2, 90.1,
455/95, 100; D24/174

See application file for complete search history.

(56) **References Cited**

U.S. PATENT DOCUMENTS

4,375,016	A *	2/1983	Harada	181/135
4,969,534	A *	11/1990	Kolpe et al.	181/130
D402,661	S *	12/1998	Hayashi	D14/223
6,041,128	A *	3/2000	Narisawa et al.	381/322
6,374,090	B1 *	4/2002	Morales	455/90.1
D457,513	S *	5/2002	Pirelli et al.	D14/223
D471,898	S *	3/2003	Bae	D14/223
D479,834	S *	9/2003	Salazar et al.	D14/205
D490,069	S *	5/2004	Lee	D14/188
D502,171	S *	2/2005	Tang et al.	D14/223
D517,054	S *	3/2006	Yang	D14/223

7,031,485	B2 *	4/2006	Webber et al.	381/380
7,062,057	B2 *	6/2006	Wu	381/323
7,079,664	B2 *	7/2006	Nassimi	381/380
D558,741	S *	1/2008	Lee et al.	D14/223
D559,232	S *	1/2008	Ku et al.	D14/223
D559,836	S *	1/2008	Lee	D14/223
D566,105	S *	4/2008	Yang et al.	D14/223
D566,693	S *	4/2008	Jensen et al.	D14/223
D566,694	S *	4/2008	Kim et al.	D14/223
D569,842	S *	5/2008	Yang	D14/205
D572,241	S *	7/2008	Gwee	D14/223
D575,277	S *	8/2008	Gaarde et al.	D14/223
D578,111	S *	10/2008	Shinozuka et al.	D14/223

* cited by examiner

Primary Examiner—Paula Greene

(74) *Attorney, Agent, or Firm*—Staas & Halsey LLP

(57) **CLAIM**

The ornamental design for a wireless earset, as shown and described.

DESCRIPTION

FIG. 1 is a perspective view of a wireless earset;
FIG. 2 is a front view of the wireless earset of FIG. 1;
FIG. 3 is a rear view of the wireless earset of FIG. 1;
FIG. 4 is a left-side view of the wireless earset of FIG. 1;
FIG. 5 is a right-side view of the wireless earset of FIG. 1;
FIG. 6 is a top plan view of the wireless earset of FIG. 1; and,
FIG. 7 is a bottom plan view of the wireless earset of FIG. 1.

1 Claim, 4 Drawing Sheets

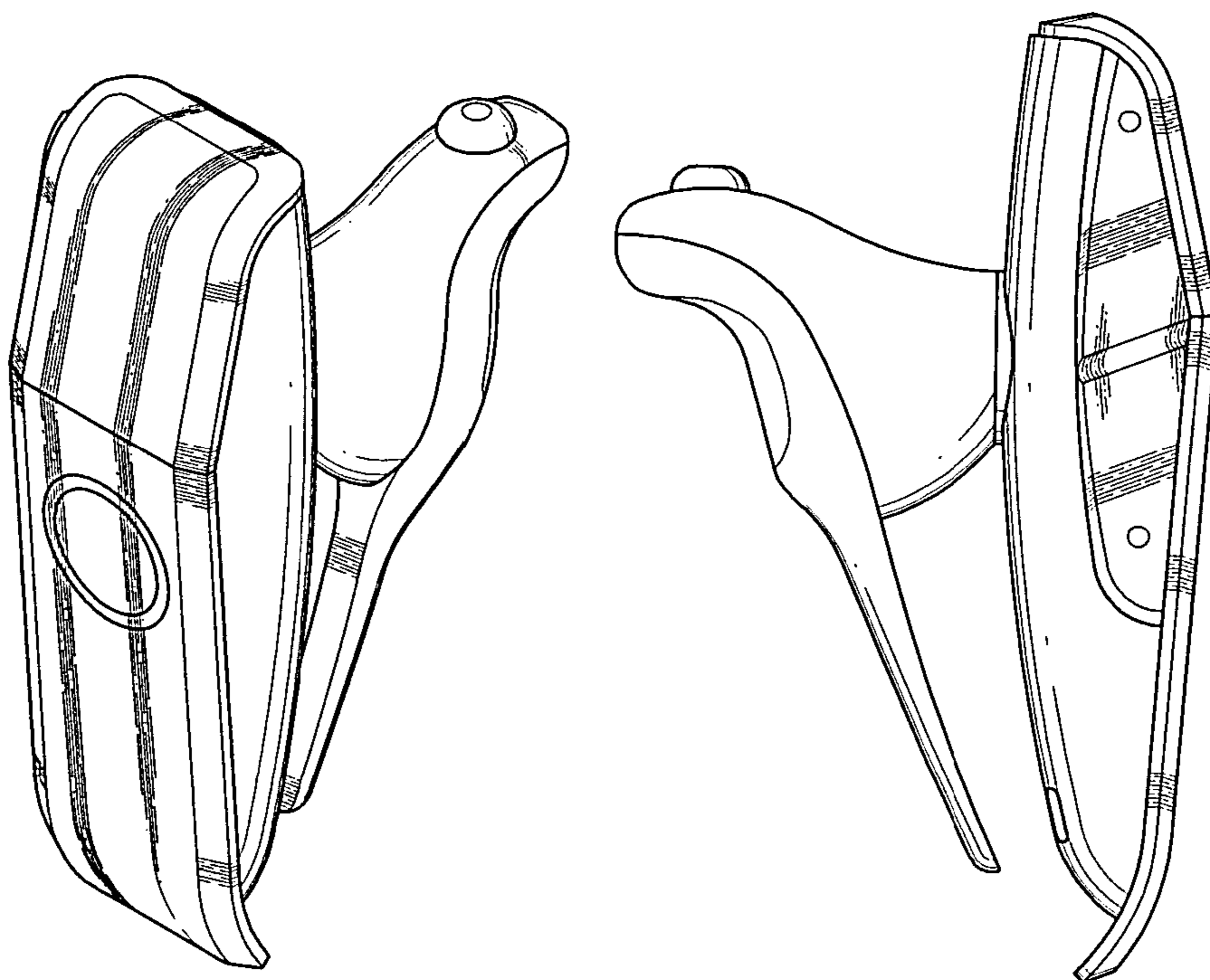


FIG. 1

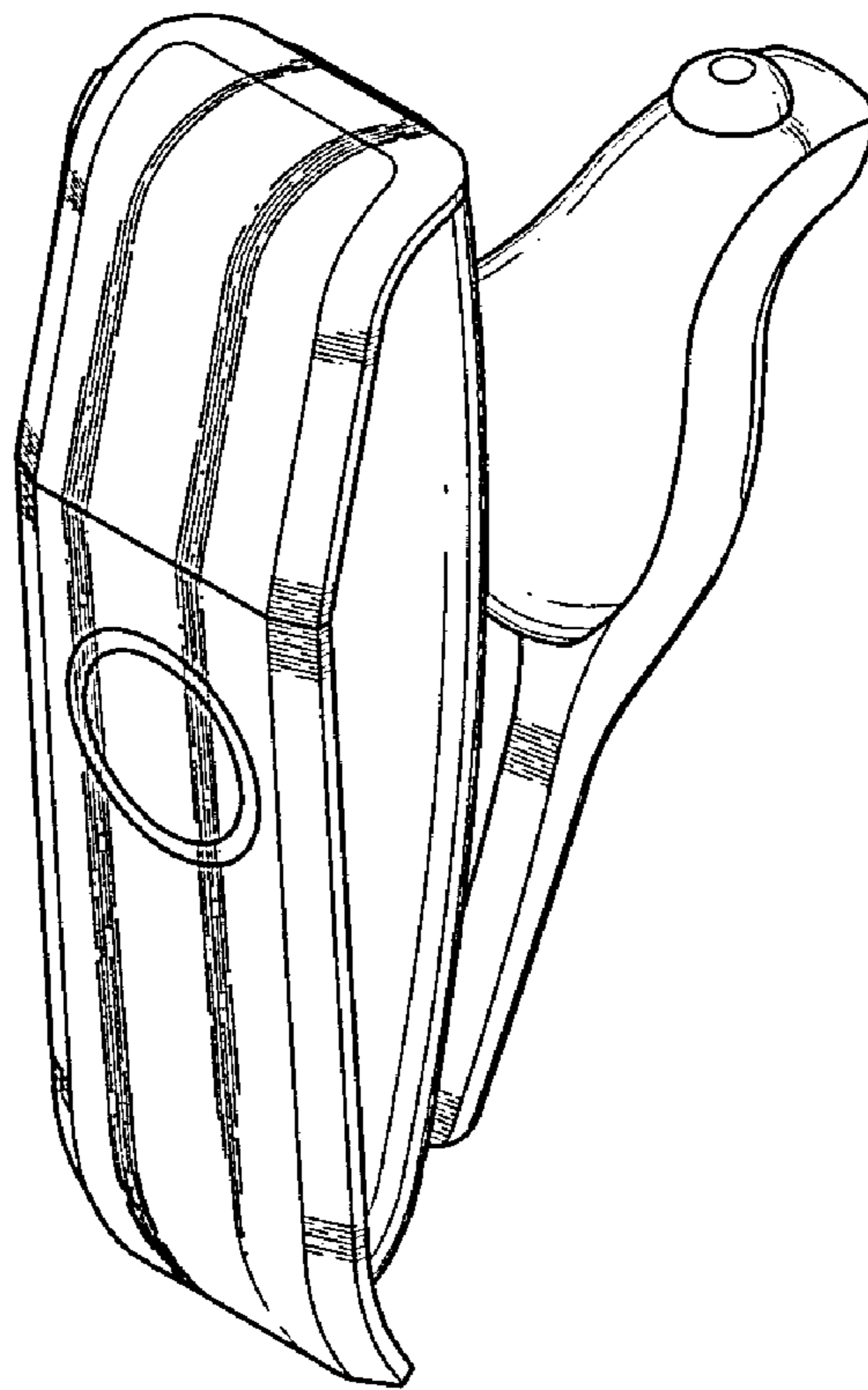


FIG. 2

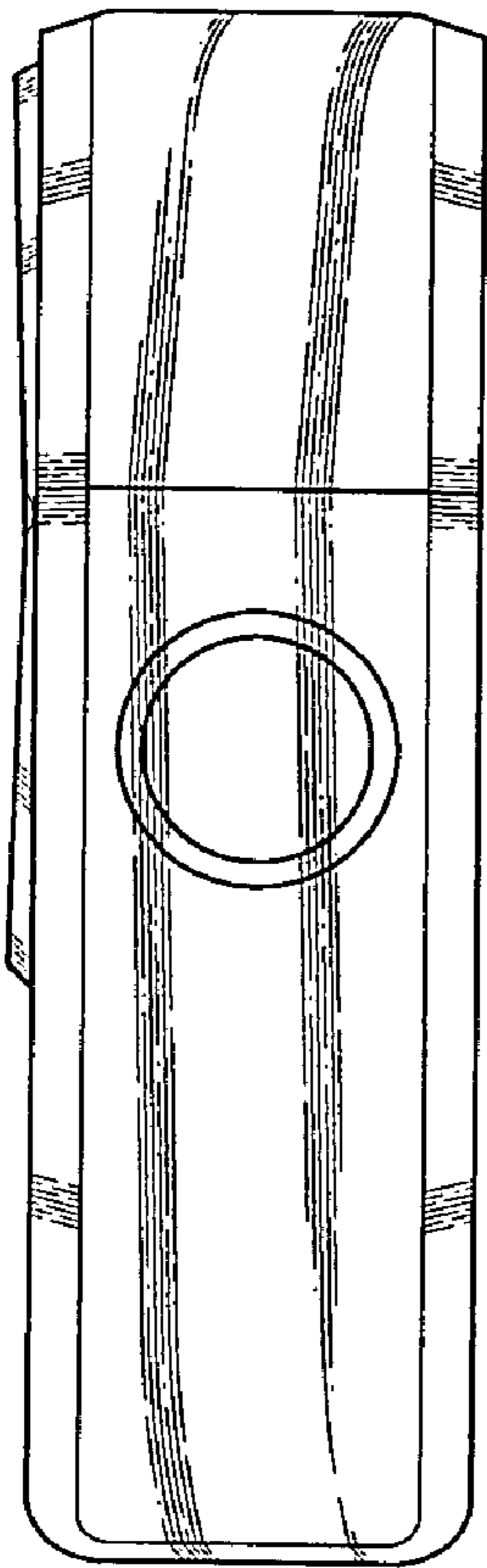


FIG. 3

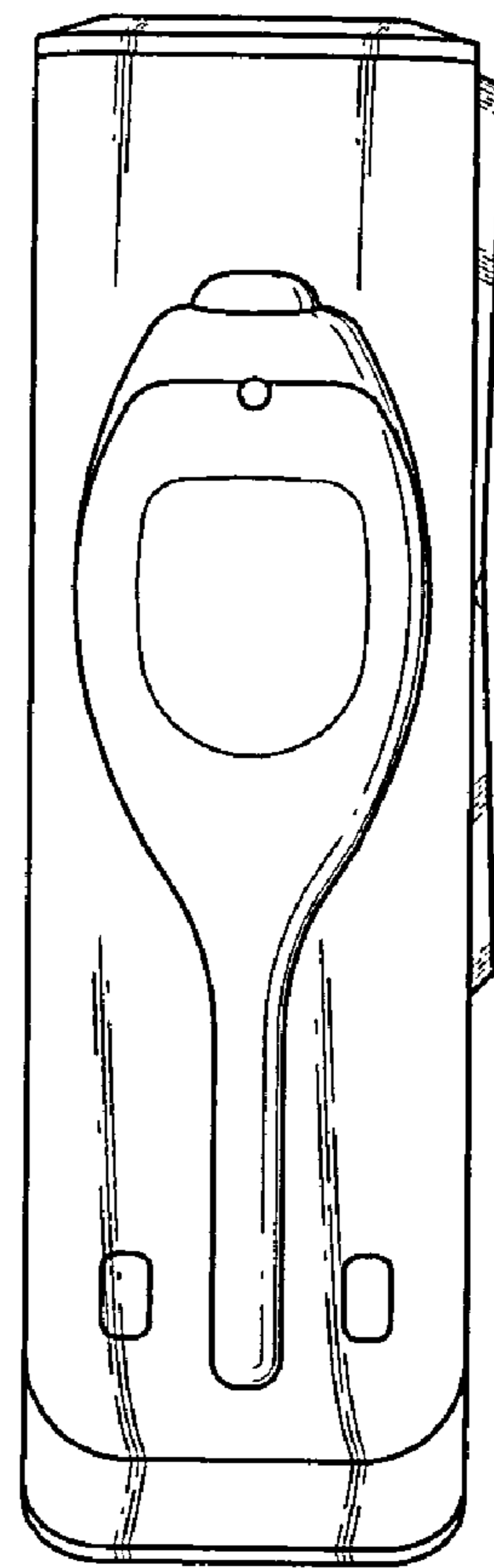


FIG. 4

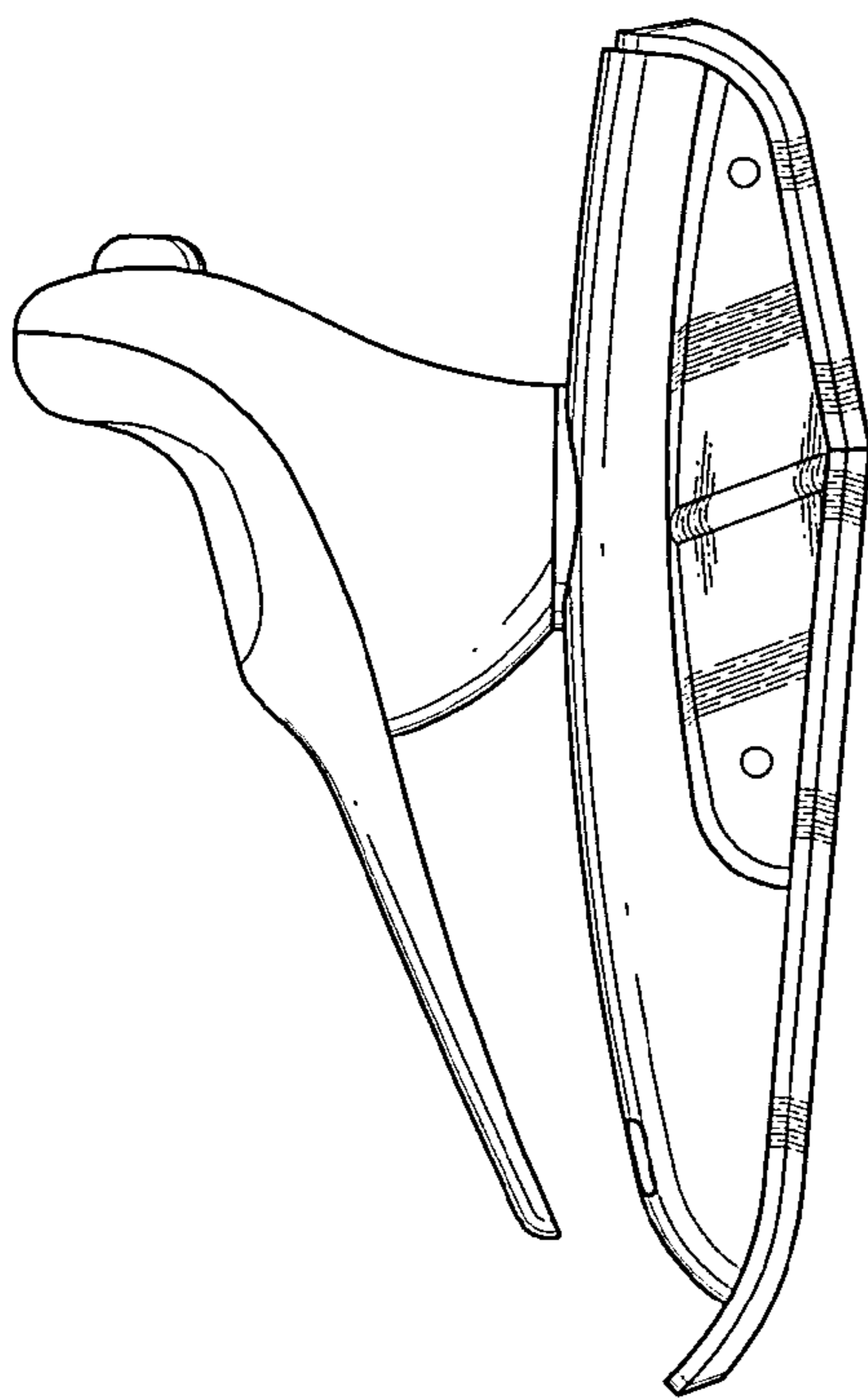


FIG. 5

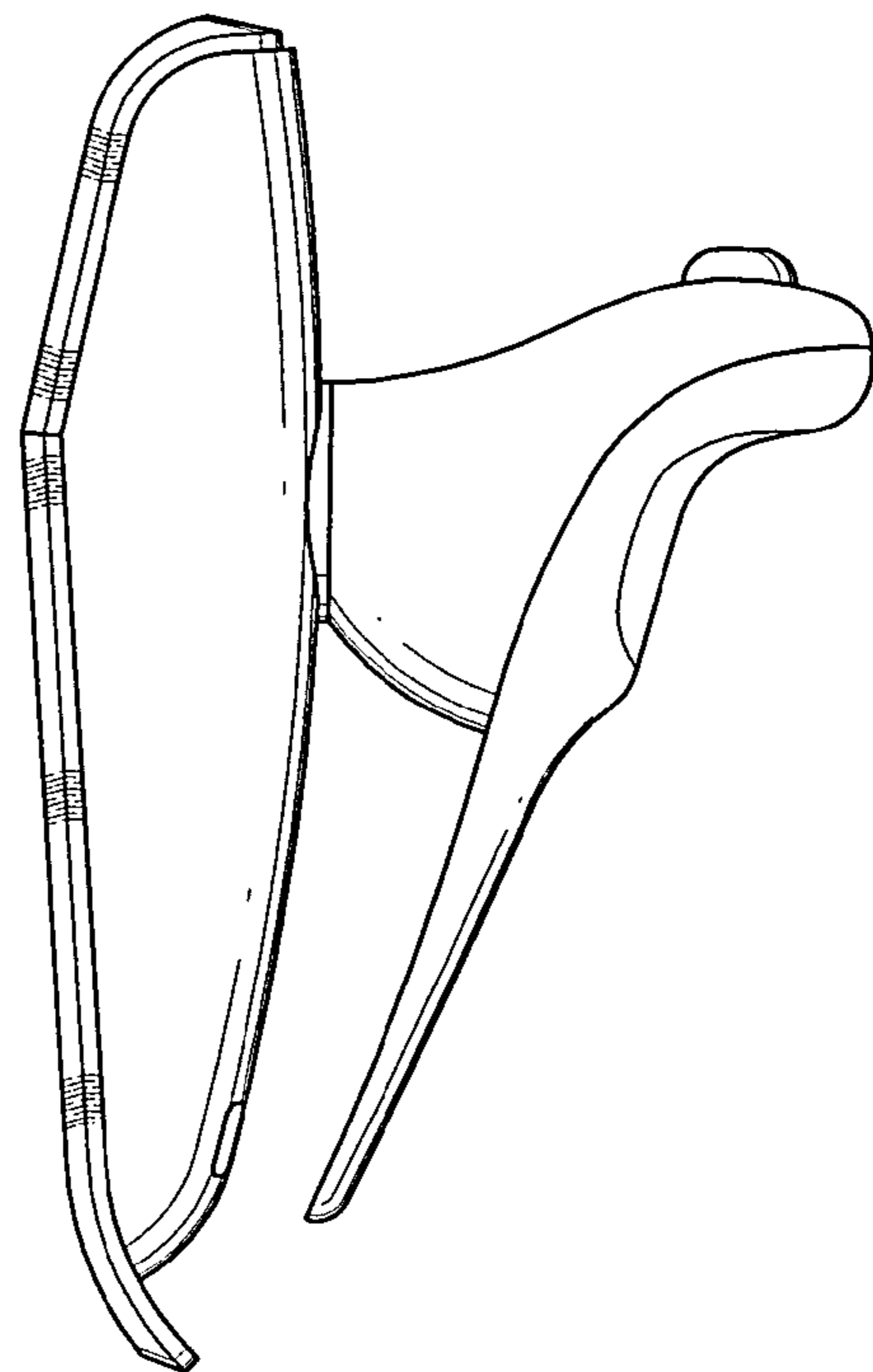


FIG. 6

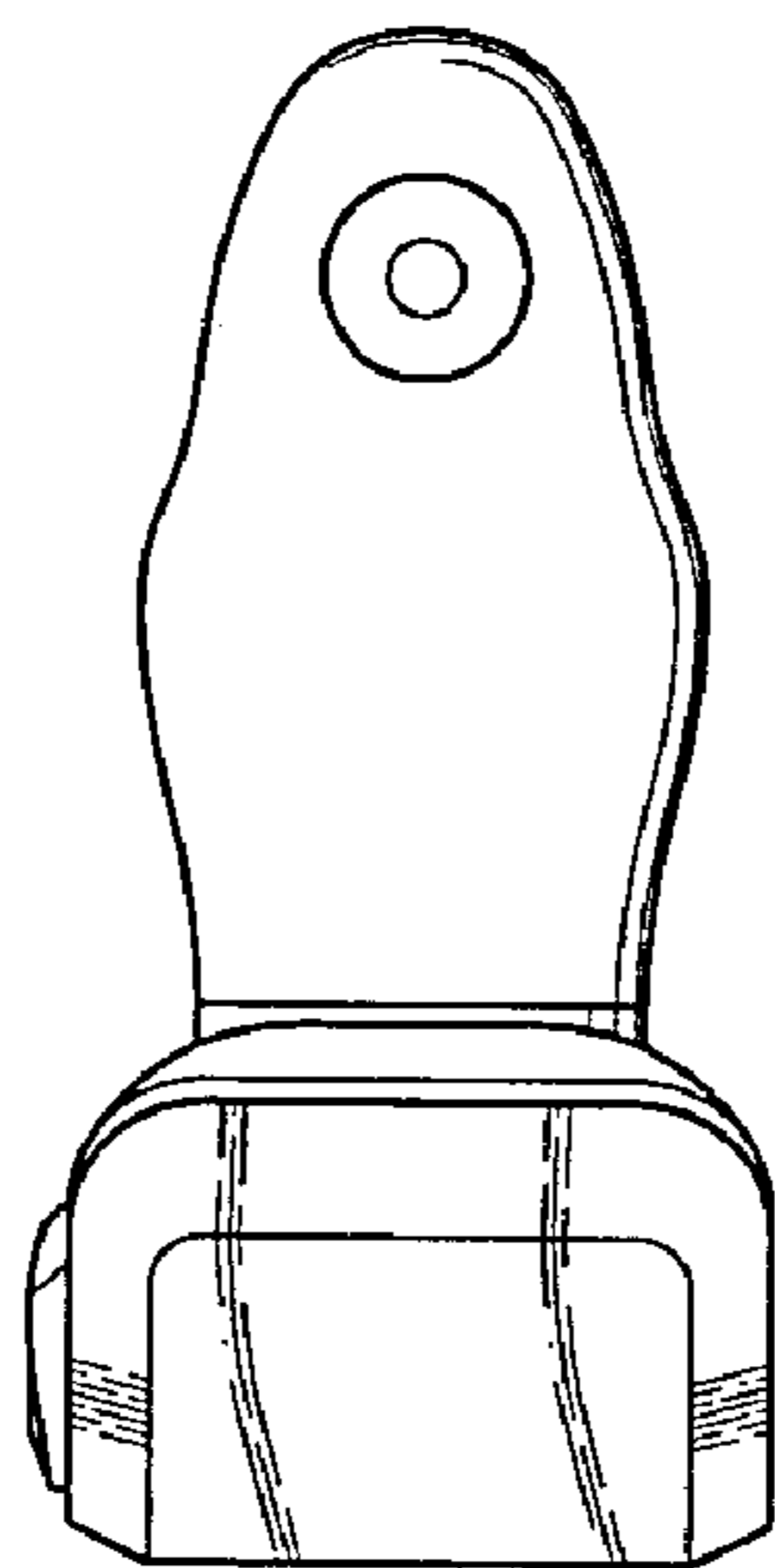


FIG. 7

