



US00D593538S

(12) **United States Design Patent**
Chon et al.

(10) **Patent No.:** **US D593,538 S**
(45) **Date of Patent:** **** Jun. 2, 2009**

(54) **HEADSET FOR PORTABLE PHONE**

(75) Inventors: **Alex Chon**, Rancho Dominguez, CA (US); **Wesley Millora**, Cypress, CA (US); **Rudy Widiaman**, Rancho Dominguez, CA (US); **Hyo-Keun Ahn**, Rancho Dominguez, CA (US); **Simon Kang**, Rancho Dominguez, CA (US); **Steven Tkachuk**, Los Angeles, CA (US); **Mark Sterzick**, Rancho Dominguez, CA (US); **Naoki Shimada**, Rancho Dominguez, CA (US); **Dimitre Mehandjiysky**, Rancho Dominguez, CA (US)

(73) Assignee: **Samsung Electronics Co., Ltd.**, Suwon-Si (KR)

(**) Term: **14 Years**

(21) Appl. No.: **29/328,046**

(22) Filed: **Nov. 18, 2008**

(30) **Foreign Application Priority Data**

Aug. 29, 2008 (KR) 30-2008-0037518

(51) **LOC (9) Cl.** **14-01**

(52) **U.S. Cl.** **D14/205**

(58) **Field of Classification Search** D14/205, D14/206, 223, 192, 188, 156, 168; 181/129, 181/130; 379/420.01, 420.02, 420.04, 430, 379/431; 381/379, 380, 381, 382, 370, 376; 455/575.1, 575.2, 90.3; 128/864, 867; D24/106, D24/174; D29/112; 2/209; 351/123

See application file for complete search history.

(56) **References Cited**

U.S. PATENT DOCUMENTS

4,110,583 A * 8/1978 Lepper 381/382
4,173,715 A * 11/1979 Gosman 381/382

D371,558 S * 7/1996 Yoshizawa D14/205
5,829,062 A * 11/1998 Magidson 2/209
6,603,863 B1 * 8/2003 Nagayoshi 381/380
D525,235 S * 7/2006 Koizumi D14/205
D575,268 S * 8/2008 Christopher et al. D14/205
D576,149 S * 9/2008 Malik et al. D14/205
D579,442 S * 10/2008 Kim et al. D14/205
D587,243 S * 2/2009 Suzuki D14/205
D587,678 S * 3/2009 Yuyama D14/205
D587,679 S * 3/2009 Komiyama D14/205
D587,680 S * 3/2009 Komiyama D14/205

* cited by examiner

Primary Examiner—Paula Greene

(74) *Attorney, Agent, or Firm*—Staas & Halsey LLP

(57) **CLAIM**

The ornamental design for a headset for portable phone, as shown and described.

DESCRIPTION

FIG. 1 is a perspective view of a headset for portable phone showing our new design;

FIG. 2 is a front view of the headset for portable phone of FIG. 1;

FIG. 3 is a rear view of the headset for portable phone of FIG. 1;

FIG. 4 is a left-side view of the headset for portable phone of FIG. 1;

FIG. 5 is a right-side view of the headset for portable phone of FIG. 1;

FIG. 6 is a top plan view of the headset for portable phone of FIG. 1; and,

FIG. 7 is a bottom plan view of the headset for portable phone of FIG. 1.

1 Claim, 7 Drawing Sheets

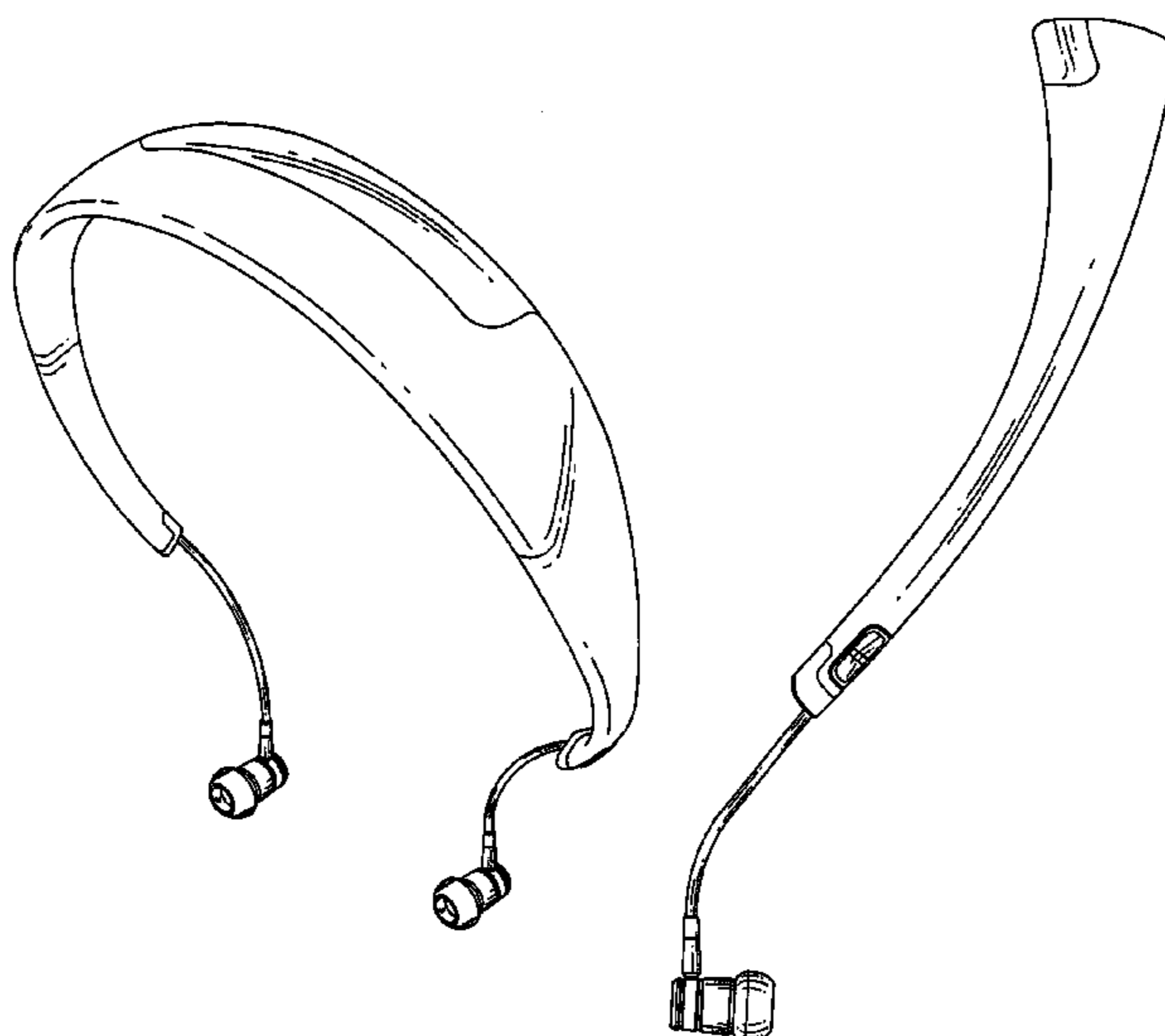


FIG. 1

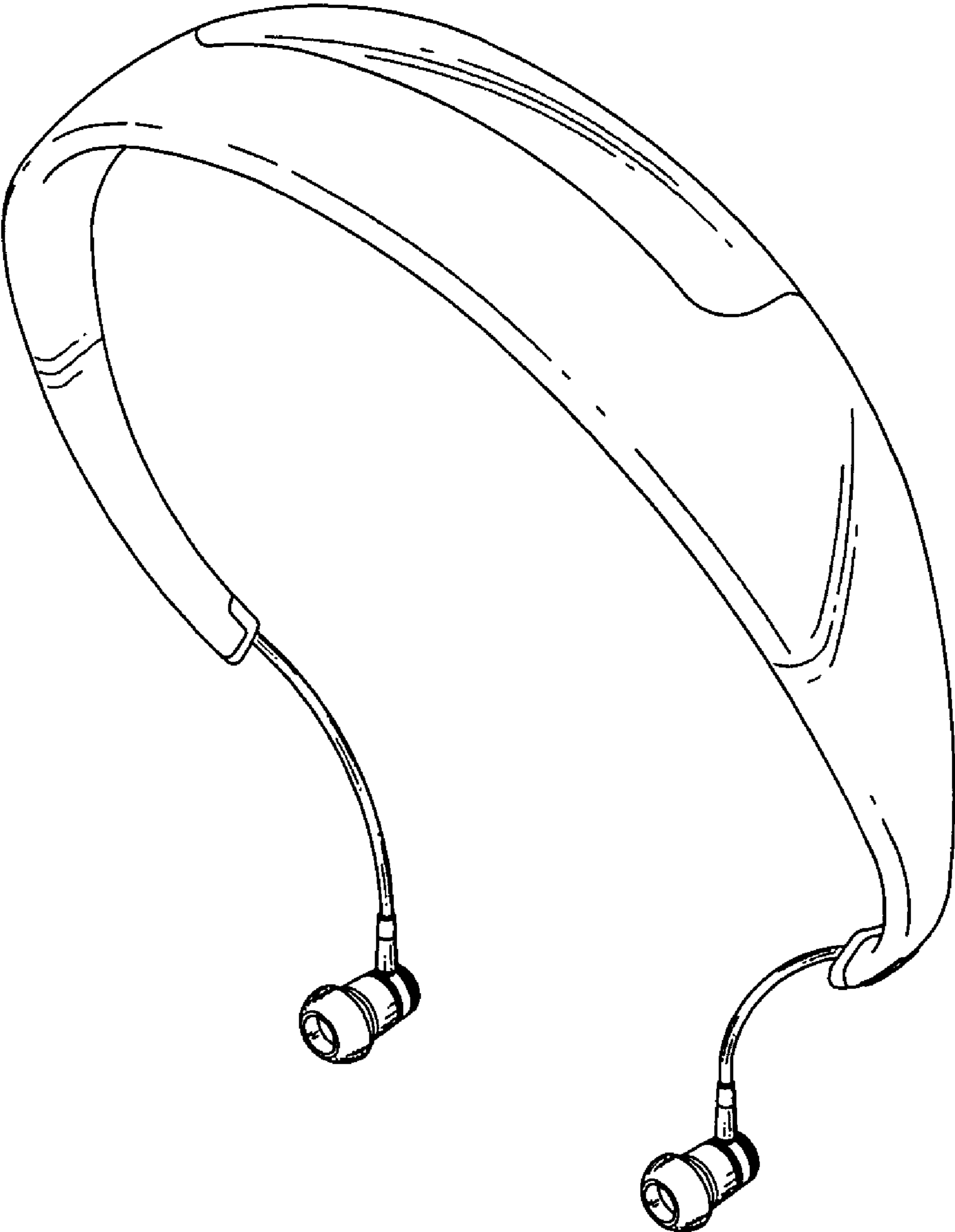


FIG. 2

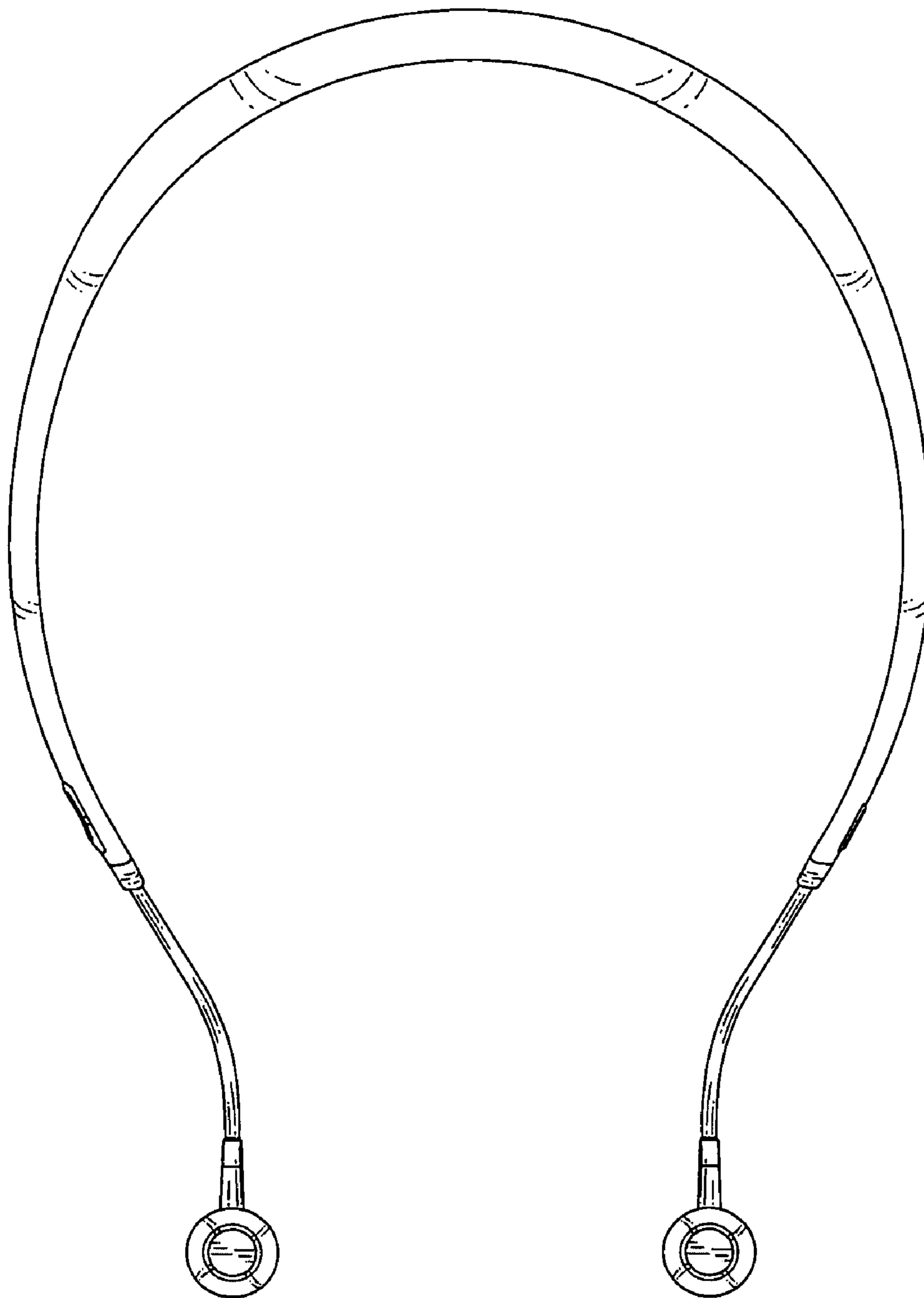


FIG. 3

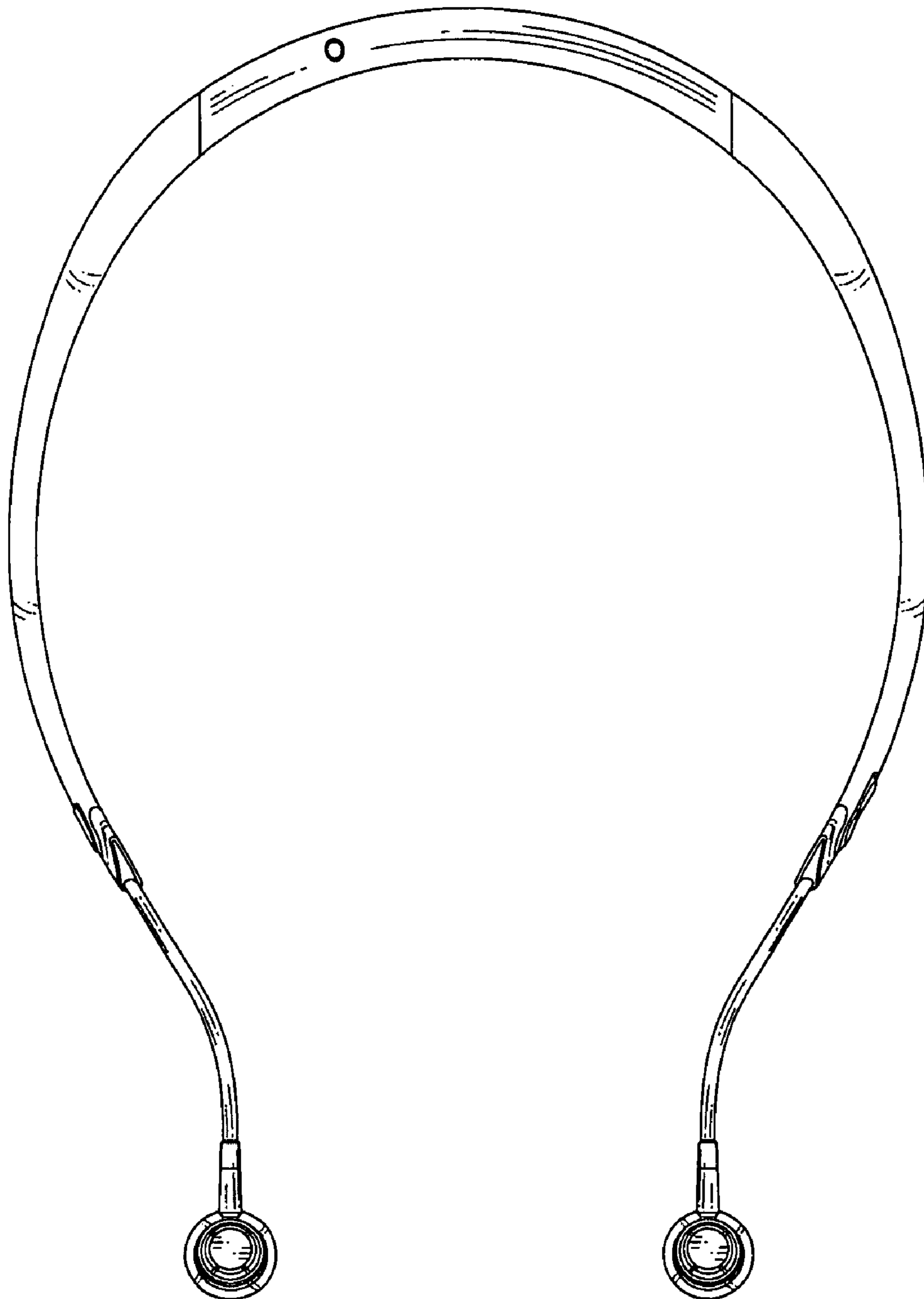


FIG. 4

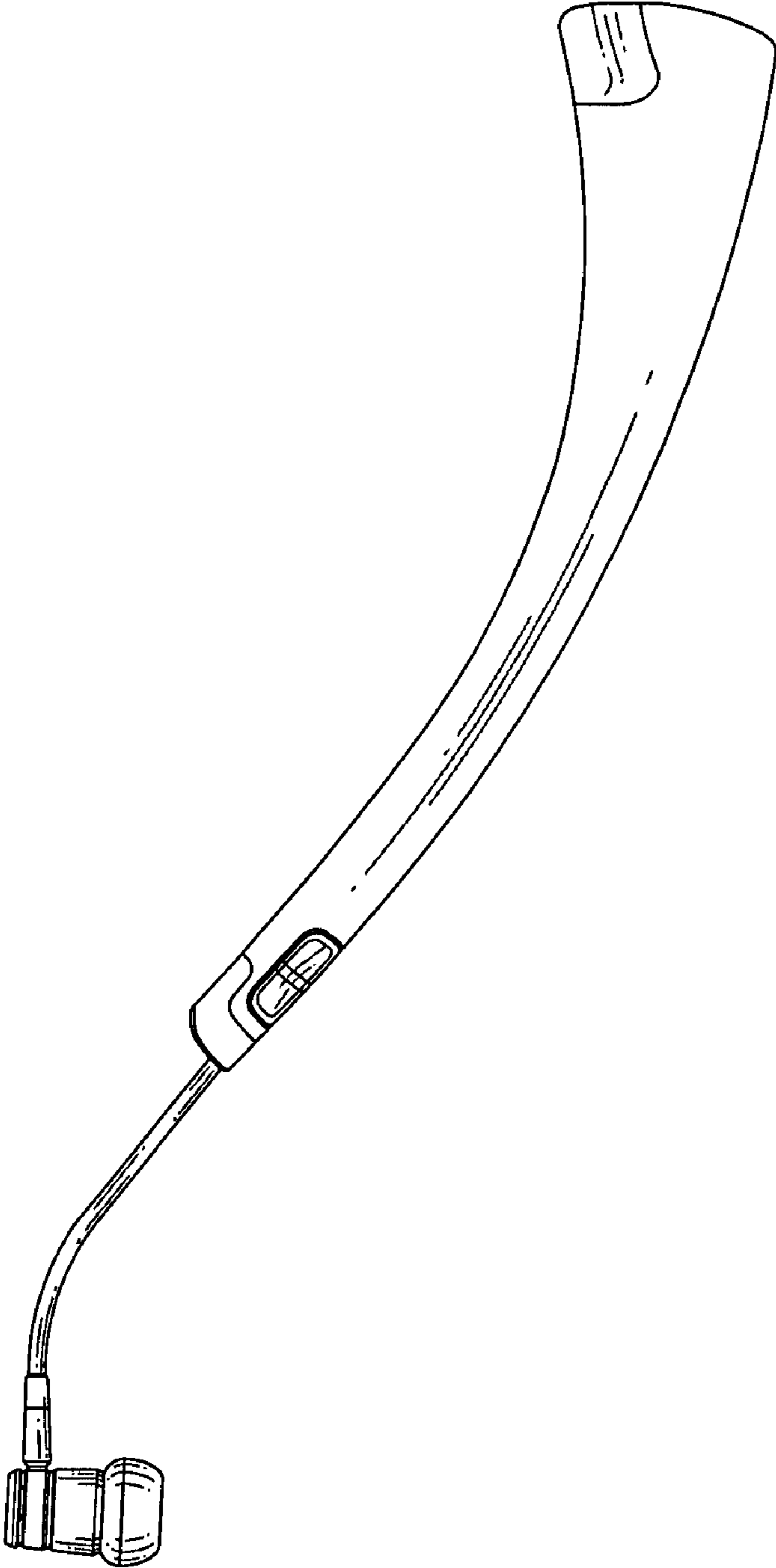


FIG. 5

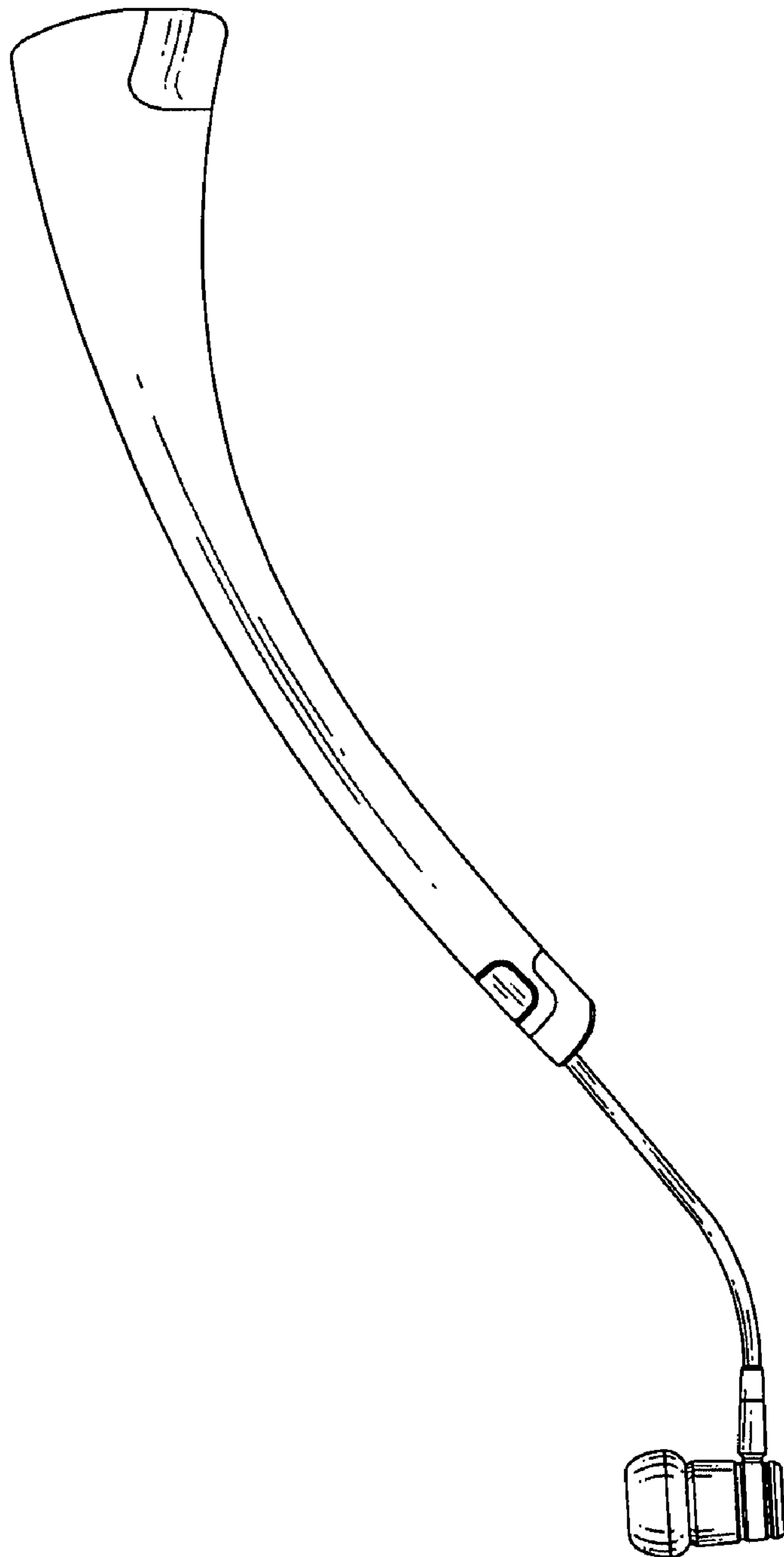


FIG. 6

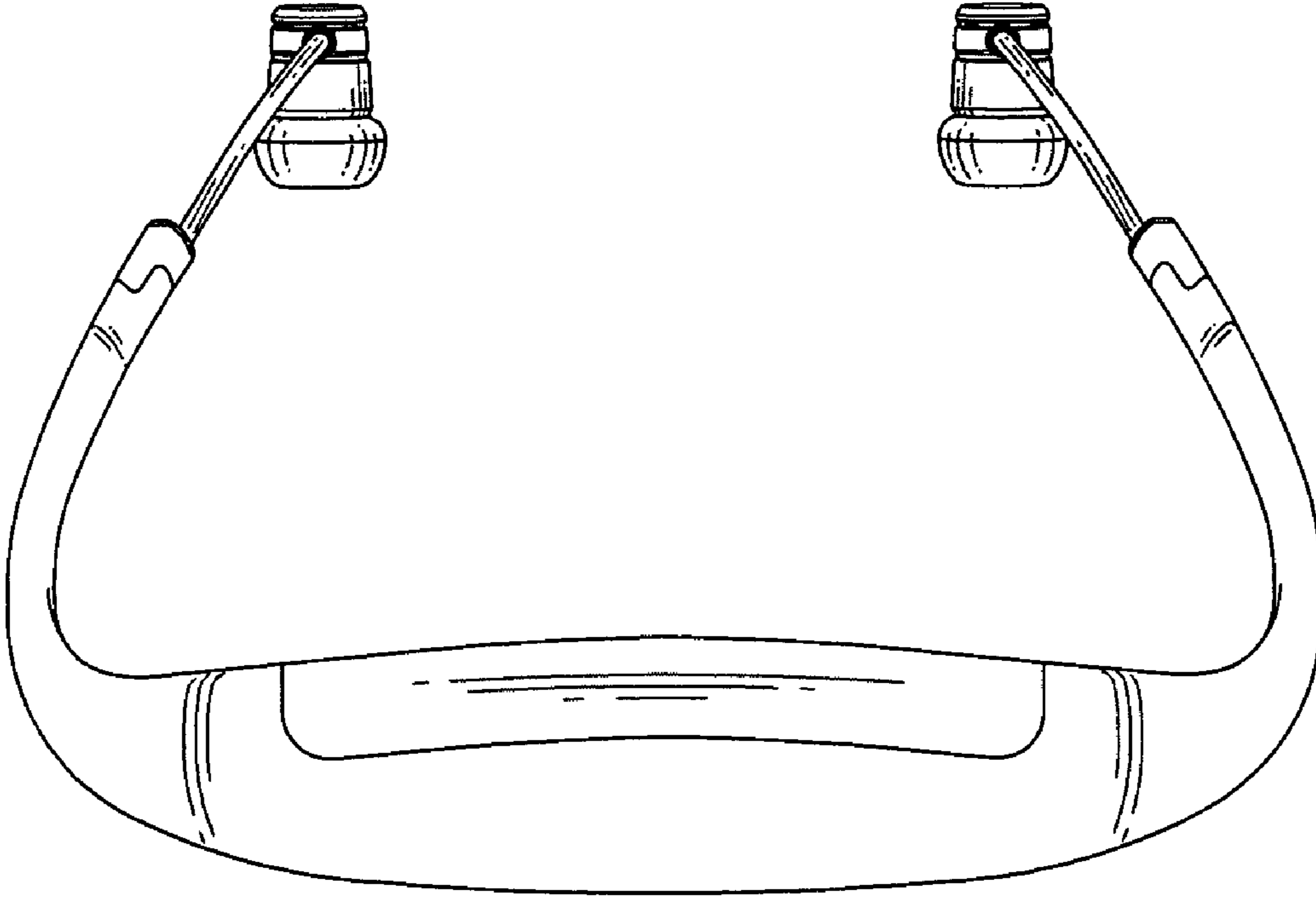


FIG. 7

