



US00D593522S

(12) **United States Design Patent**
Chen

(10) **Patent No.:** **US D593,522 S**

(45) **Date of Patent:** **** Jun. 2, 2009**

(54) **HANDSET**

(75) Inventor: **Yaoshao-Pearl Chen**, Beijing (CN)

(73) Assignee: **Nokia Corporation**, Espoo (FI)

(**) Term: **14 Years**

(21) Appl. No.: **29/305,944**

(22) Filed: **Mar. 31, 2008**

(51) **LOC (9) Cl.** **14-03**

(52) **U.S. Cl.** **D14/138 AA**

(58) **Field of Classification Search** D14/137,
D14/138, 138 AA, 138 R, 147-148, 156,
D14/218, 247-248, 341-347, 390, 399, 455-456,
D14/496; D16/208; D21/329, 331, 333,
D21/517; 348/14.01-14.02; 361/814; 379/433.01-433.13;
455/90.3, 556.1-556.2, 566, 575.1, 575.3,
455/575.4; D13/164, 168; 439/165; 343/702;
345/167, 168, 169

See application file for complete search history.

(56) **References Cited**

U.S. PATENT DOCUMENTS

D500,749 S *	1/2005	Kim	D14/138 AA
D504,879 S *	5/2005	Moss	D14/138 AA
D514,079 S *	1/2006	Lai	D14/138 AA
D534,514 S *	1/2007	Hering	D14/138 AA
D541,781 S *	5/2007	Chen	D14/138 AA
D545,814 S *	7/2007	Wilson et al.	D14/248
D546,316 S *	7/2007	Wu et al.	D14/138 AA
D548,718 S *	8/2007	Davis	D14/138 AA
D554,101 S *	10/2007	Hu	D14/138 AA
D560,630 S *	1/2008	Mitchell et al.	D14/138 AA
D573,573 S *	7/2008	Jung et al.	D14/138
D576,993 S *	9/2008	Park et al.	D14/138 AA
2006/0100004 A1 *	5/2006	Kim et al.	455/575.3

FOREIGN PATENT DOCUMENTS

WO DM/065421 * 3/2004

OTHER PUBLICATIONS

BenQ-Siemens M81, announced Jun. 2006, <URL:http://www.gsmarena.com/benq_siemens_m81-pictures-1593.php>, retrieved from internet Jan. 2, 2009 7:23:16 PM.*

NEC e122, announced 4Q 2005, <URL:http://www.gsmarena.com/nec_e122-pictures-1338.php>, retrieved from internet Jan. 2, 2009 7:32:30 PM.*

Nokia Model # 3109 classic, Nokia Corporation, 1 color sheet of photographs, disclosed on or about May 2007.

Nokia Model #6233, Nokia Corporation, 4 color sheets of photographs, disclosed on or about Dec. 2005.

* cited by examiner

Primary Examiner—Ian Simmons

Assistant Examiner—Carla Jobe Wright

(74) *Attorney, Agent, or Firm*—Banner & Witcoff, Ltd.

(57) **CLAIM**

The ornamental design for a handset, as shown and described.

DESCRIPTION

FIG. 1 is a front perspective view of a handset showing my new design;

FIG. 2 is a front view thereof;

FIG. 3 is a right side view thereof;

FIG. 4 is a left side view thereof;

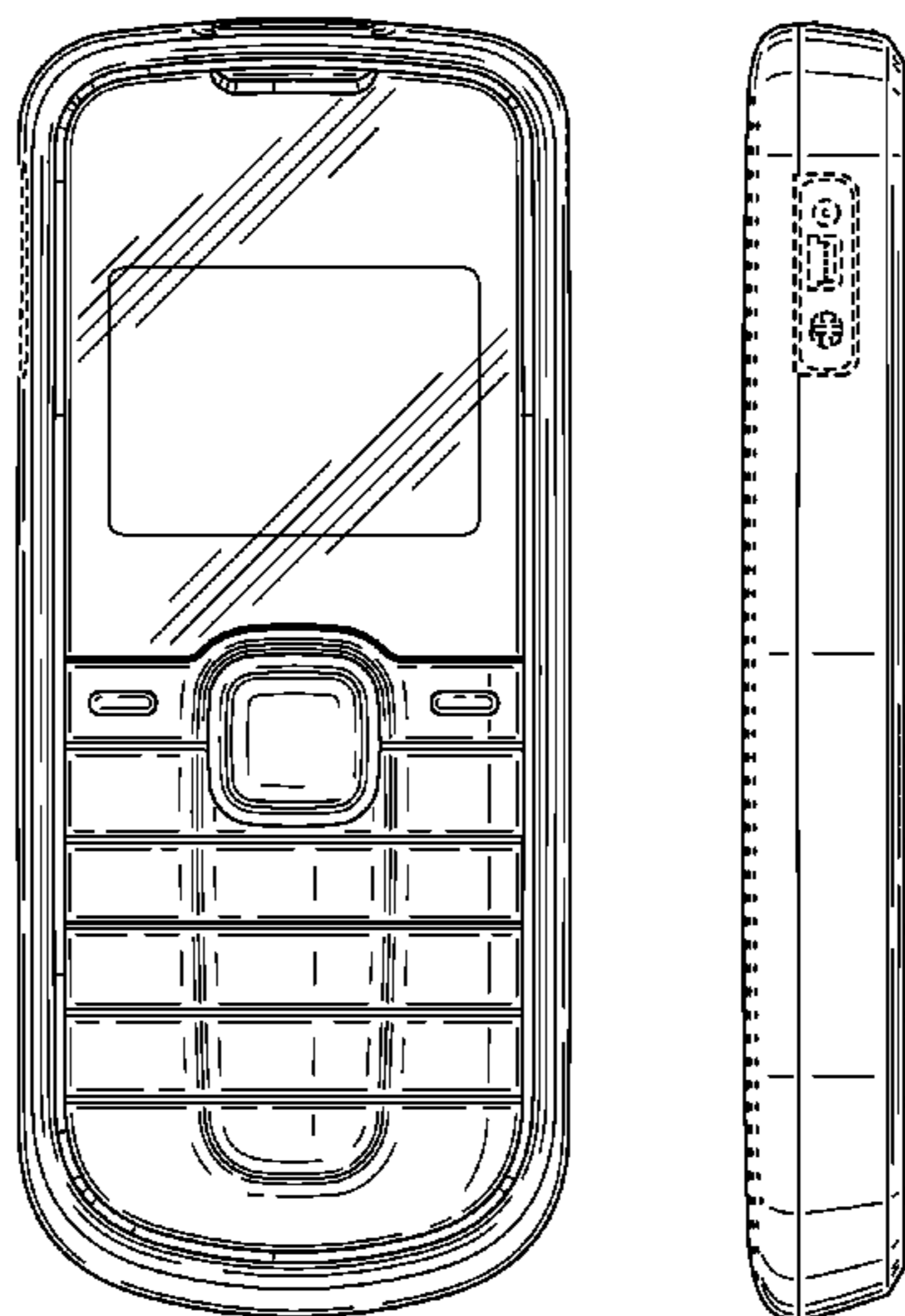
FIG. 5 is a top view thereof;

FIG. 6 is a bottom view thereof; and,

FIG. 7 is a rear view thereof.

The broken lines immediately adjacent the shaded areas, which define the unshaded regions, represent the bounds of the claimed design. In FIGS. 1 and 4, the unshaded regions that is defined by both broken and solid lines is not part of the claimed design. All other broken lines are directed to environment and are for illustrative purposes only. The broken lines and unshaded regions within the broken lines form no part of the claimed design.

1 Claim, 4 Drawing Sheets






FIG. 1

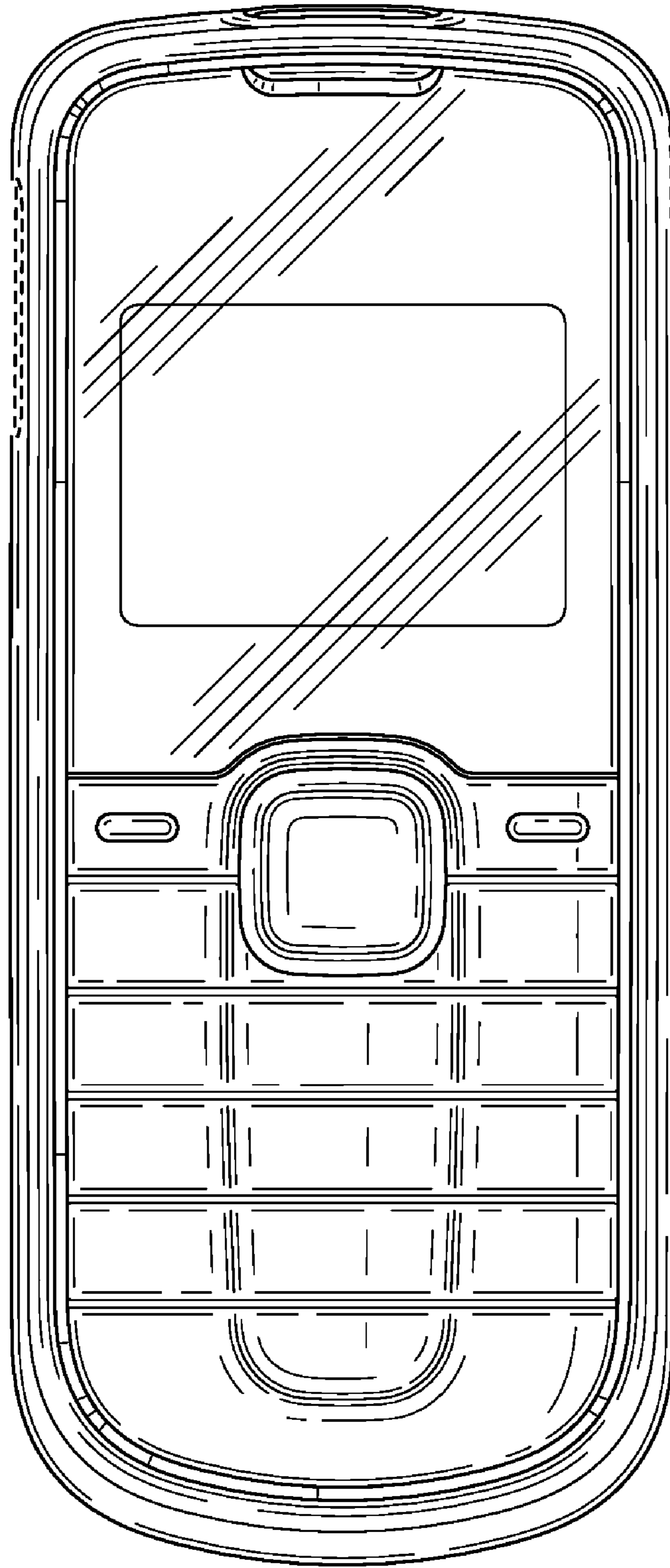


FIG. 2

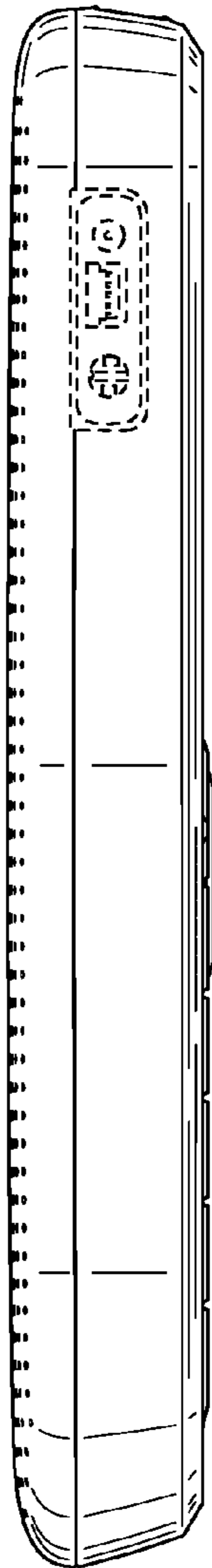


FIG. 3



FIG. 4

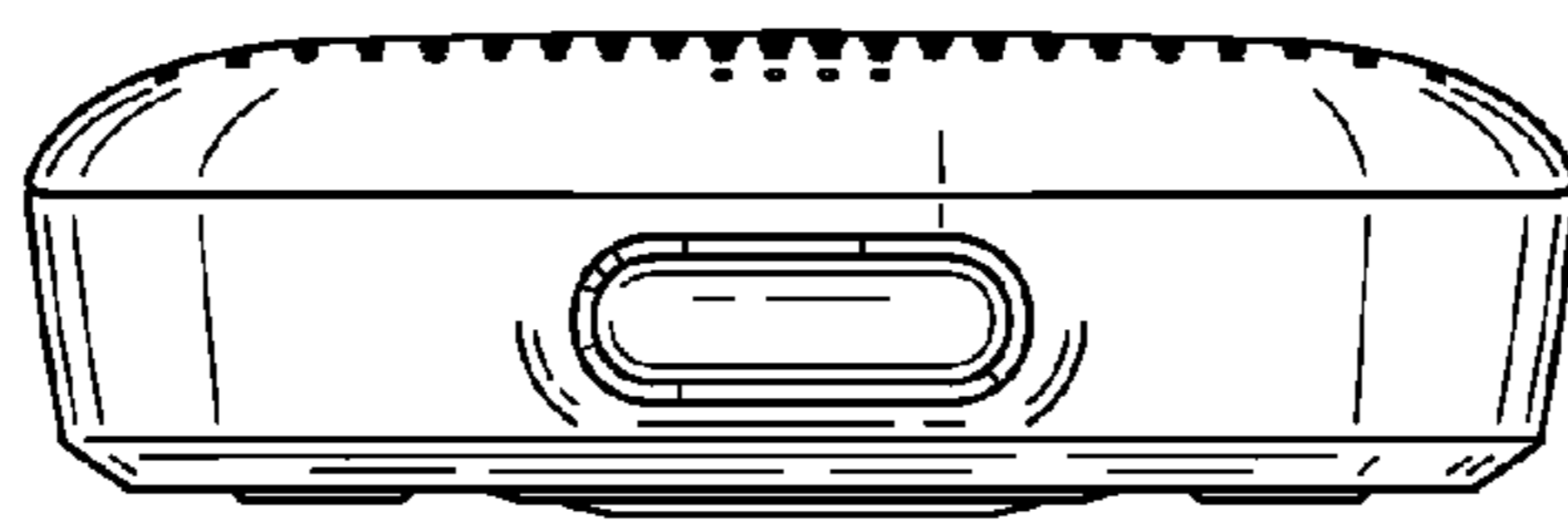


FIG. 5

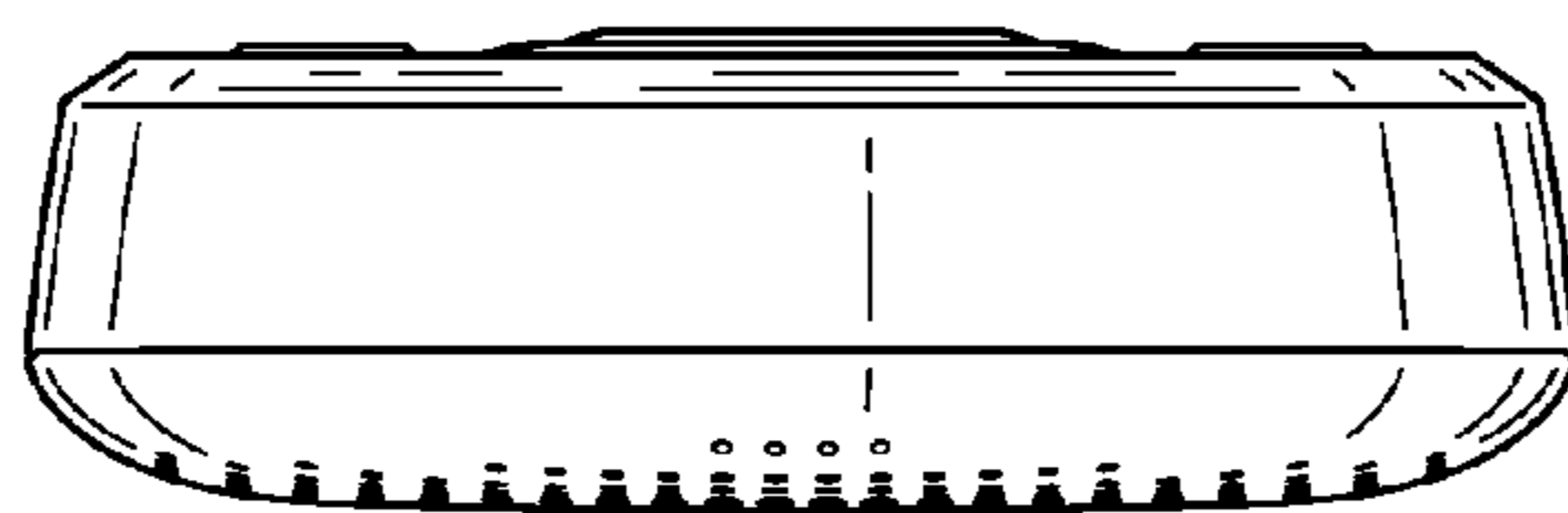


FIG. 6




FIG. 7