



US00D593507S

(12) **United States Design Patent**
Svoboda et al.

(10) **Patent No.:** **US D593,507 S**

(45) **Date of Patent:** **** Jun. 2, 2009**

(54) **TRAILER BRAKE CONTROLLER**

(75) Inventors: **Paul F. Svoboda**, Emporia, KS (US);
Jimmie Barnes, Jr., Emporia, KS (US)

(73) Assignee: **Hopkins Manufacturing Corporation**,
Emporia, KS (US)

(**) Term: **14 Years**

(21) Appl. No.: **29/329,315**

(22) Filed: **Dec. 12, 2008**

(51) **LOC (9) Cl.** **13-03**

(52) **U.S. Cl.** **D13/162**

(58) **Field of Classification Search** D13/158,
D13/160, 162, 168, 169, 174, 184, 199; 174/50,
174/52.1, 58; D12/174, 179, 180, 192; 188/3 R,
188/181 R, 73.3, 73.31-73.39, 73.43, 73.45,
188/218 XL, 1.11 W, 206; 296/70, 190, 191,
296/7.2, 24.1, 9.6; 280/750-752, 770; 303/7,
303/20, 3, 24.1, 123; 340/825.22, 825.24;
361/622, 627, 679, 680, 681; 700/17

See application file for complete search history.

(56) **References Cited**

U.S. PATENT DOCUMENTS

D370,448 S * 6/1996 McCoy et al. D12/180
D404,365 S * 1/1999 Robertson et al. D13/162
D433,387 S * 11/2000 Roth et al. D13/162
D434,392 S * 11/2000 Reichard D13/169
D435,494 S * 12/2000 Reichard D12/162

D494,547 S * 8/2004 Smith et al. D13/162
D515,483 S * 2/2006 Culbert D12/180
D542,745 S * 5/2007 Barnes et al. D13/184
D580,853 S * 11/2008 Ahlgren D13/107

* cited by examiner

Primary Examiner—Daniel D Bui

Assistant Examiner—Thomas J Johannes

(74) *Attorney, Agent, or Firm*—George R. McGuire; Bond,
Schoeneck & King, PLLC

(57) **CLAIM**

The ornamental design for a trailer brake controller, as shown
and described.

DESCRIPTION

FIG. 1 is a perspective view of a trailer brake controller,
showing our new design.

FIG. 2 is a front elevation thereof;

FIG. 3 is a rear elevation thereof;

FIG. 4 is a first side elevation thereof;

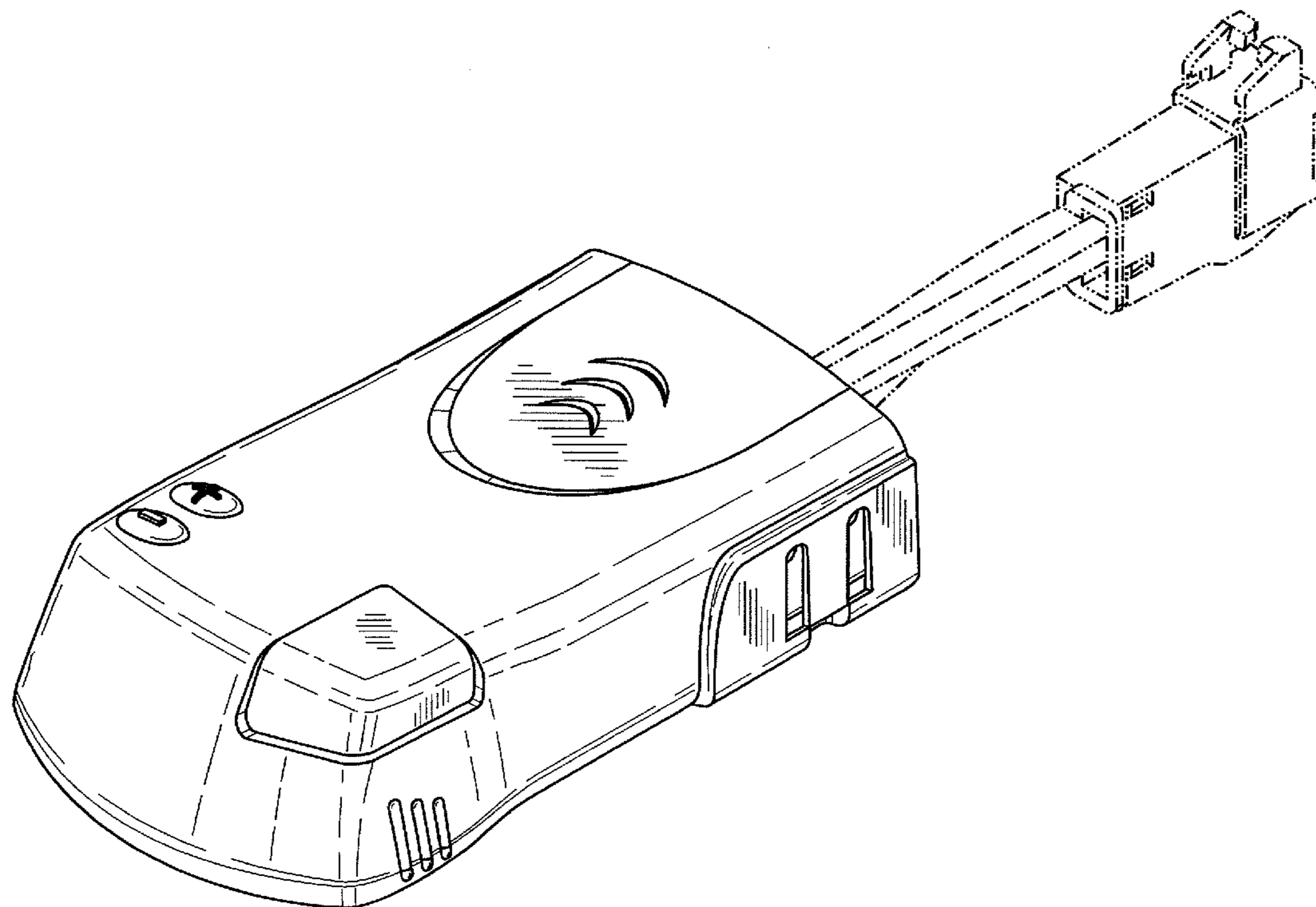
FIG. 5 is a second side elevation thereof;

FIG. 6 is a top plan elevation view thereof; and,

FIG. 7 is a bottom plan view thereof.

The broken line portions of the figure drawings are included
to show unclaimed subject matter only and form no part of the
claimed design.

1 Claim, 4 Drawing Sheets



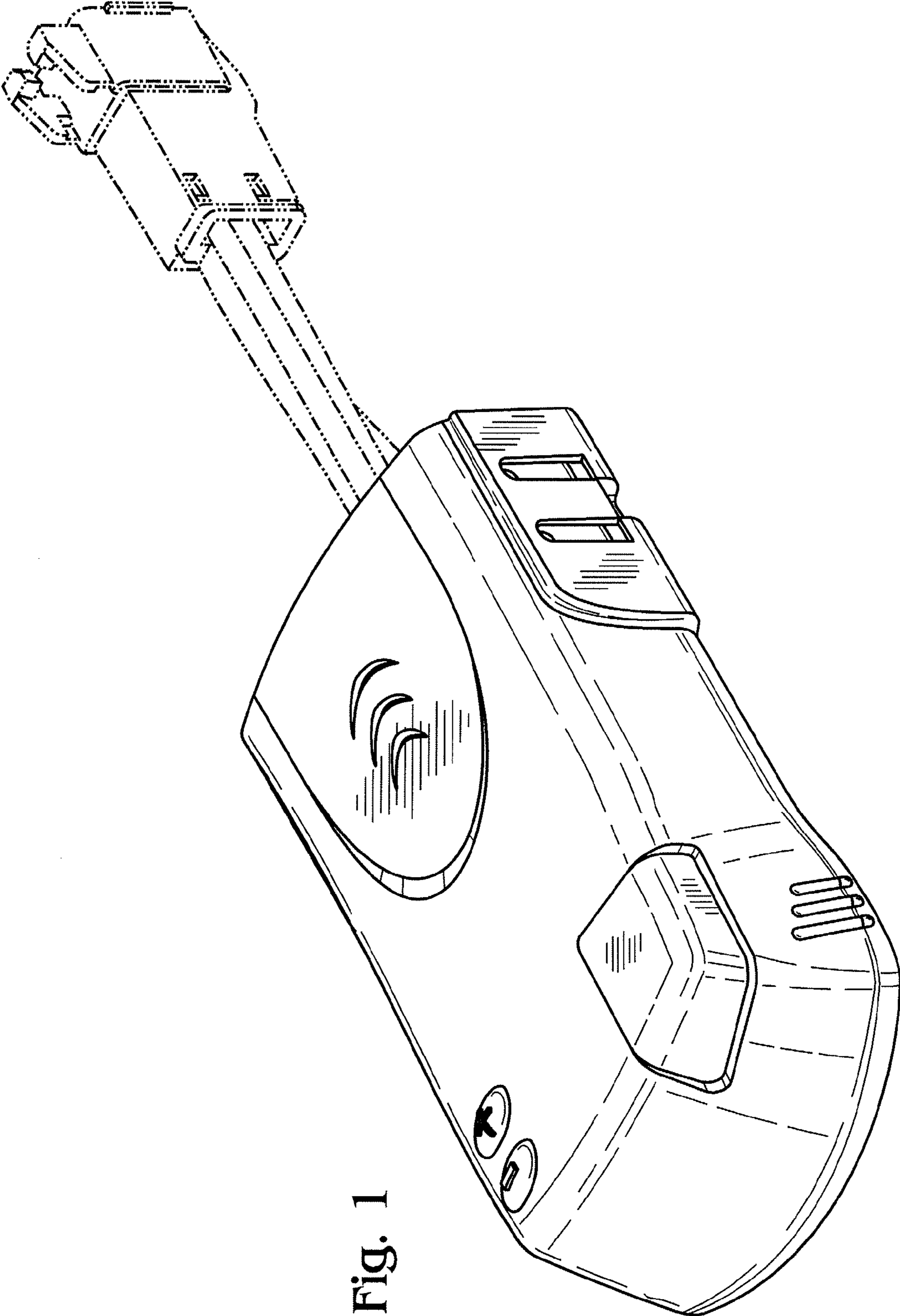


Fig. 1

Fig. 2

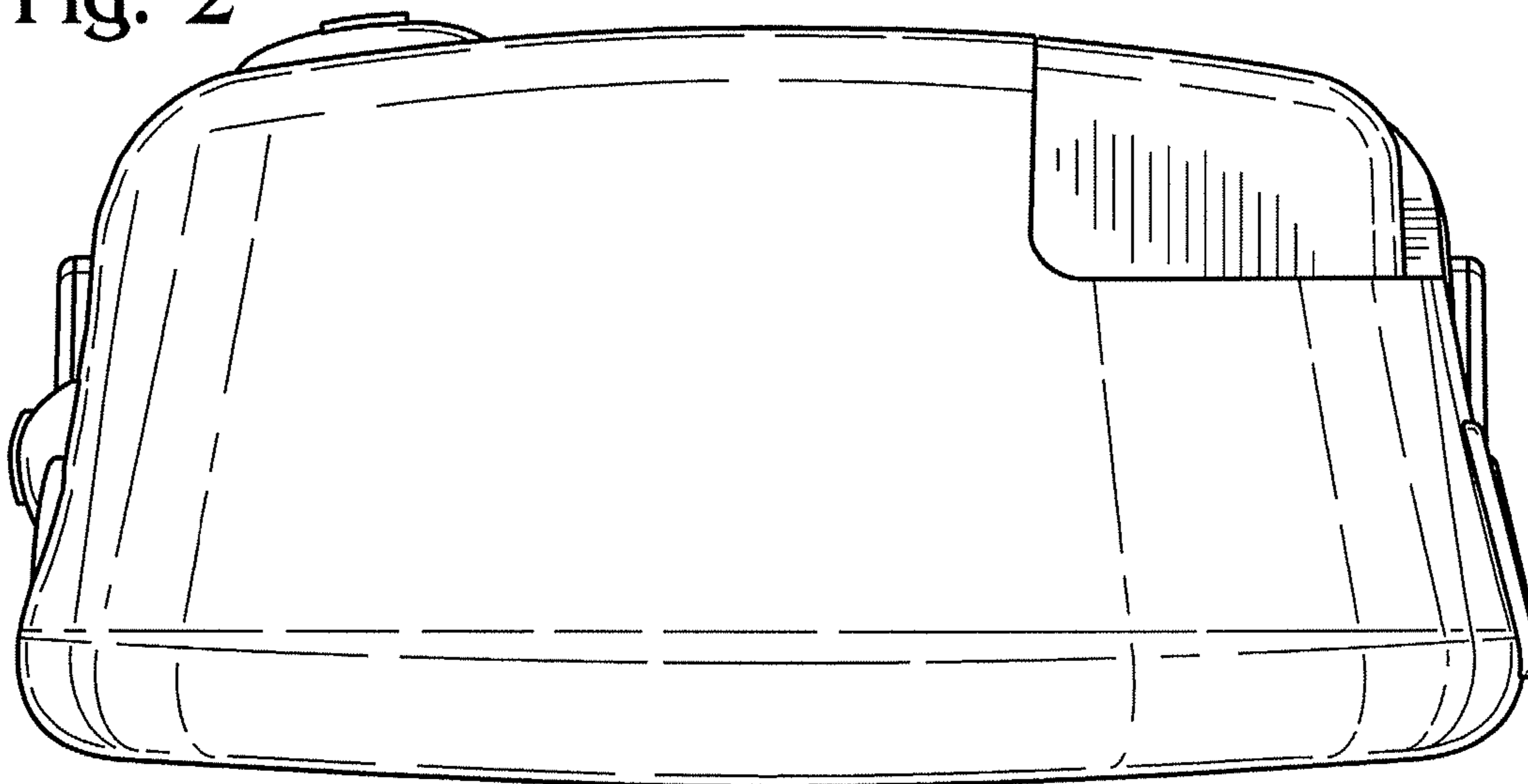


Fig. 3

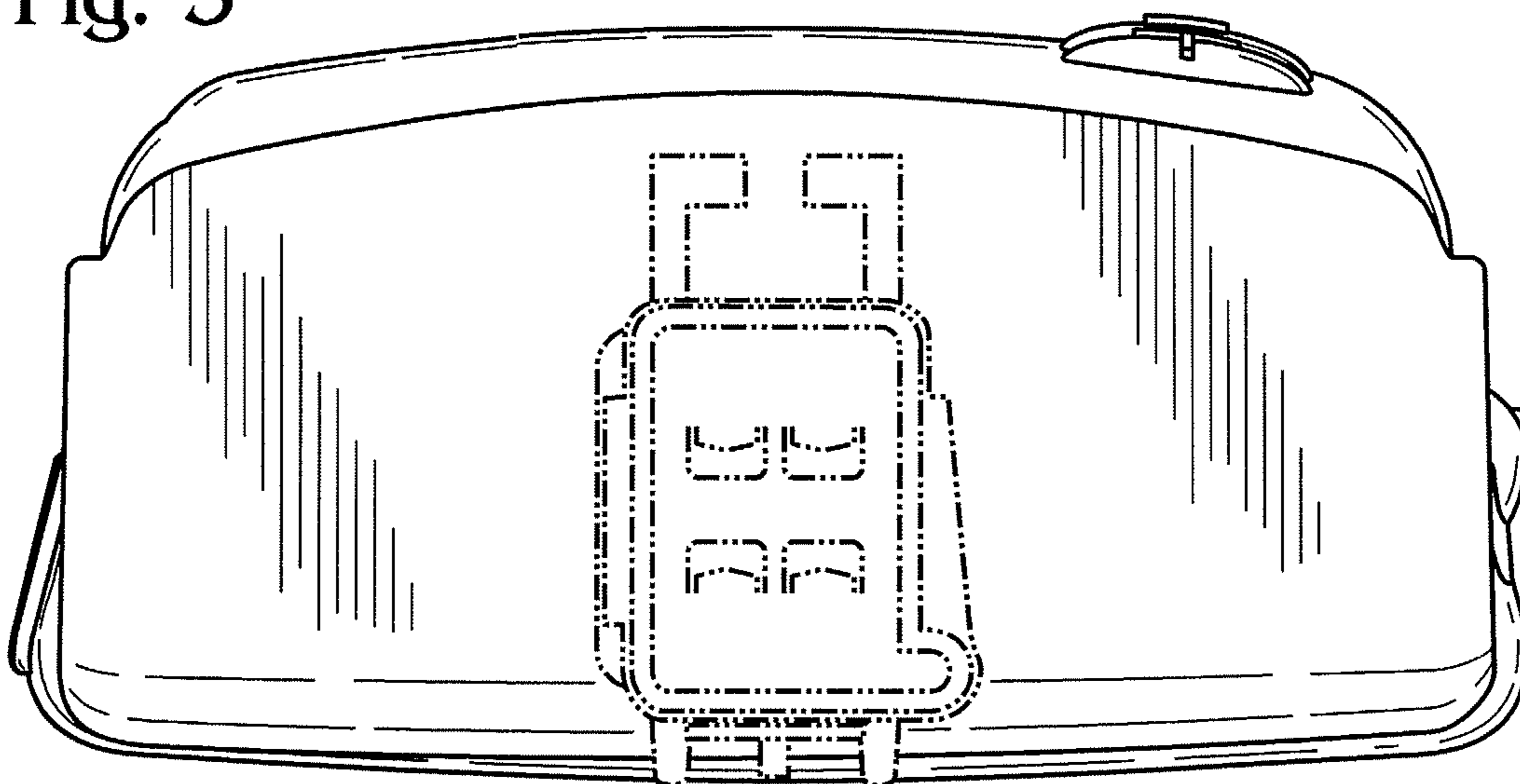


Fig. 4

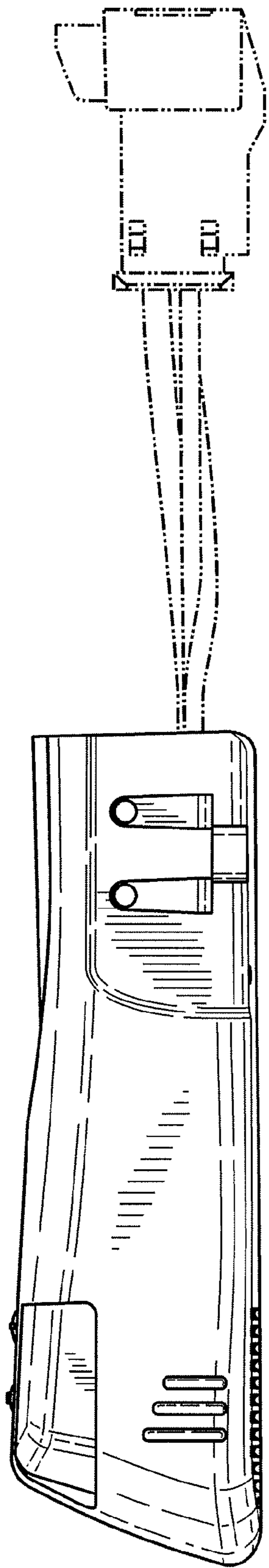


Fig. 5

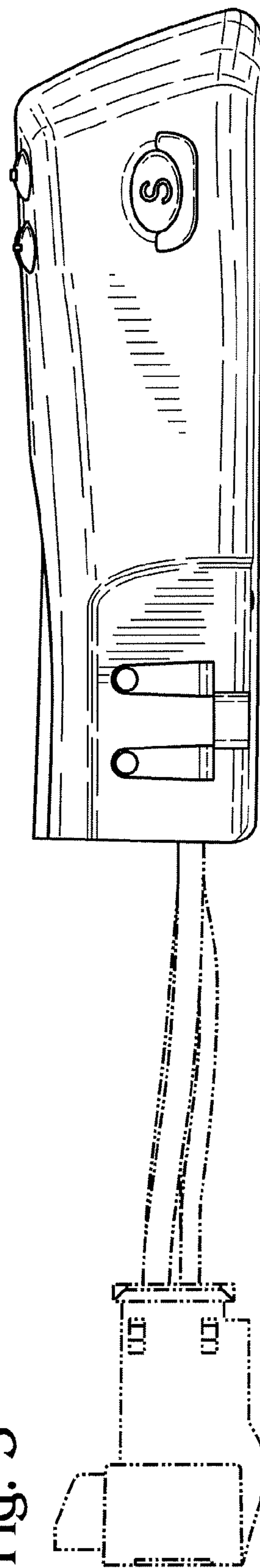


Fig. 6

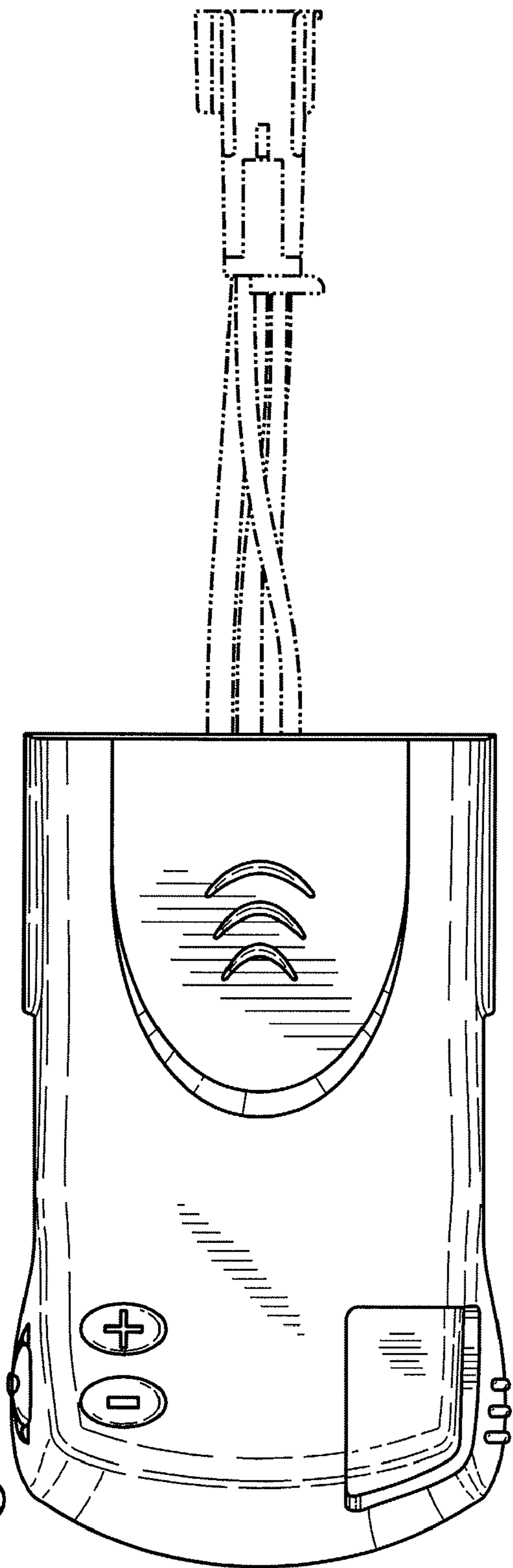


Fig. 7

