



US00D593482S

(12) **United States Design Patent**
Leopold et al.

(10) **Patent No.:** **US D593,482 S**
(45) **Date of Patent:** **** Jun. 2, 2009**

(54) **CARGO CARRIER FOR AUTOMOBILE ROOF**

(75) Inventors: **Frank Leopold**, Taunusstein (DE); **Gian Luca Barcelli**, Taunusstein (DE)

(73) Assignee: **GM Global Technology Opertions, Inc.**, Detroit, MI (US)

(**) Term: **14 Years**

(21) Appl. No.: **29/293,963**

(22) Filed: **Dec. 18, 2007**

(30) **Foreign Application Priority Data**

Jun. 25, 2007 (EM) 000746128

(51) **LOC (9) Cl.** **12-16**

(52) **U.S. Cl.** **D12/413**

(58) **Field of Classification Search** D12/400,
D12/156-157, 413; 224/309, 328, 273, 316
See application file for complete search history.

(56) **References Cited**

U.S. PATENT DOCUMENTS

D244,016 S *	4/1977	Waldman	D12/404
D269,667 S *	7/1983	Taylor et al.	D12/413
D279,972 S *	8/1985	Marovich	D12/413
D281,488 S *	11/1985	Collins	D12/404
D293,094 S *	12/1987	Brown	D12/404
D298,929 S *	12/1988	Johnson et al.	D12/404
D326,441 S *	5/1992	Rogers	D12/404
D326,634 S *	6/1992	Seaver	D12/413
D328,062 S *	7/1992	Burgess	D12/404
D329,837 S *	9/1992	Rogers	D12/404

D368,064 S *	3/1996	Speece	D12/404
D420,321 S *	2/2000	McCoy et al.	D12/413
D434,347 S *	11/2000	Damon et al.	D12/96
D435,011 S *	12/2000	Gruff	D12/413
D445,397 S *	7/2001	Gaytan	D12/404
D475,657 S *	6/2003	Wong et al.	D12/96
D515,016 S *	2/2006	Gruner	D12/413

* cited by examiner

Primary Examiner—Elizabeth A Albert

Assistant Examiner—Kelley A Donnelly

(74) *Attorney, Agent, or Firm*—Abelman, Frayne & Schwab

(57) **CLAIM**

The ornamental design for cargo carrier for automobile roof, as shown and described.

DESCRIPTION

FIG. 1 is a right side, elevational view showing our new cargo carrier for automobile roof design, the left side elevational view being a mirror image thereof;

FIG. 2 is a right side, front and top perspective view thereof;

FIG. 3 is a right, front and top perspective view thereof, with the cargo carrier shown in the open position;


FIG. 4 is a right side elevational view thereof with the cargo carrier shown in the open position, the left side view being a mirror image thereof;

FIG. 5 is a rear elevational view thereof; and,

FIG. 6 is a front elevational view thereof.

The broken line showing in FIGS. 1 through 6 is for environmental purposes only and forms no part of the claimed design.

1 Claim, 6 Drawing Sheets



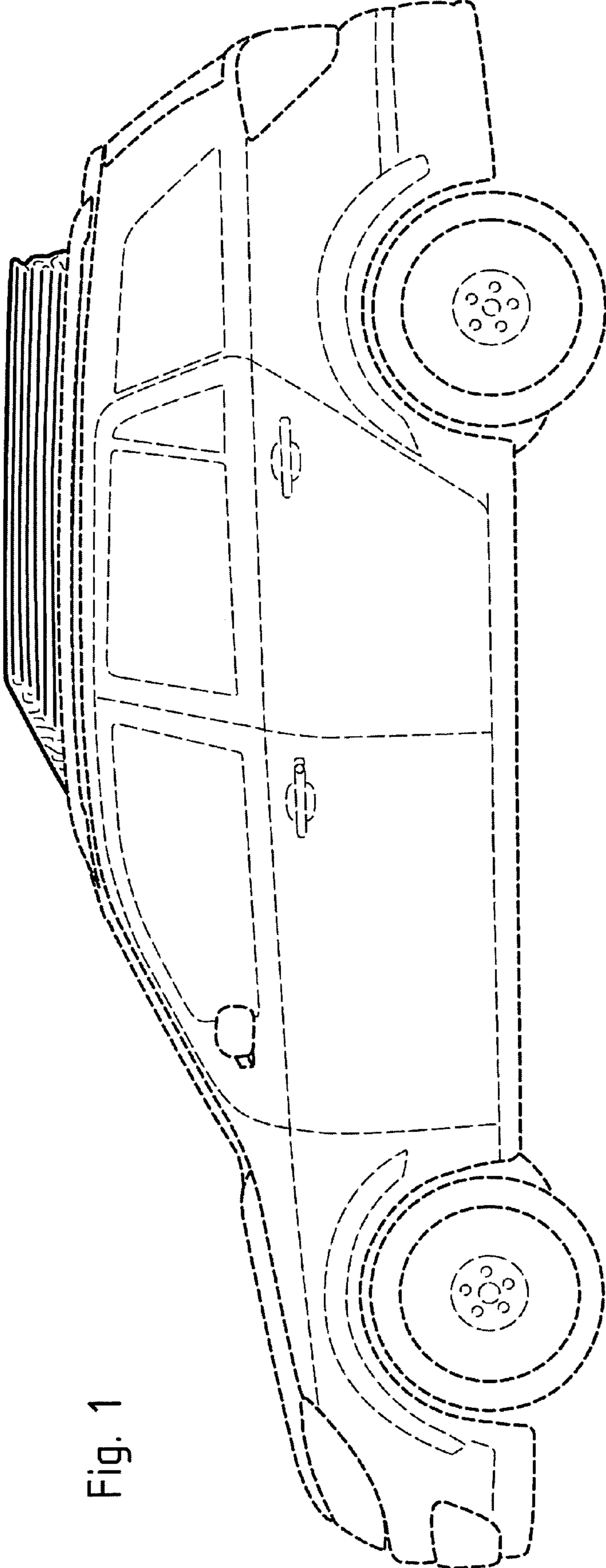


Fig. 1

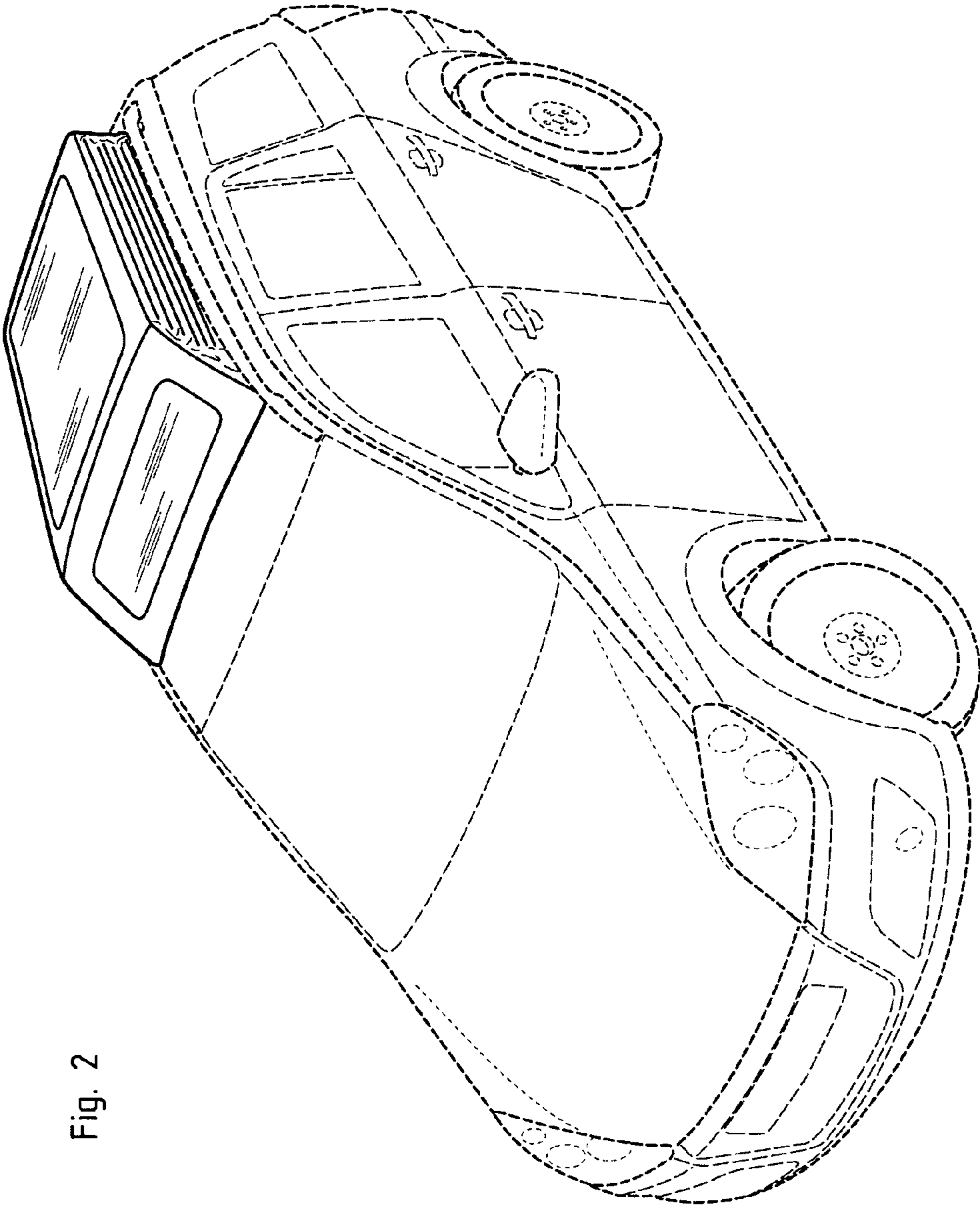


Fig. 2

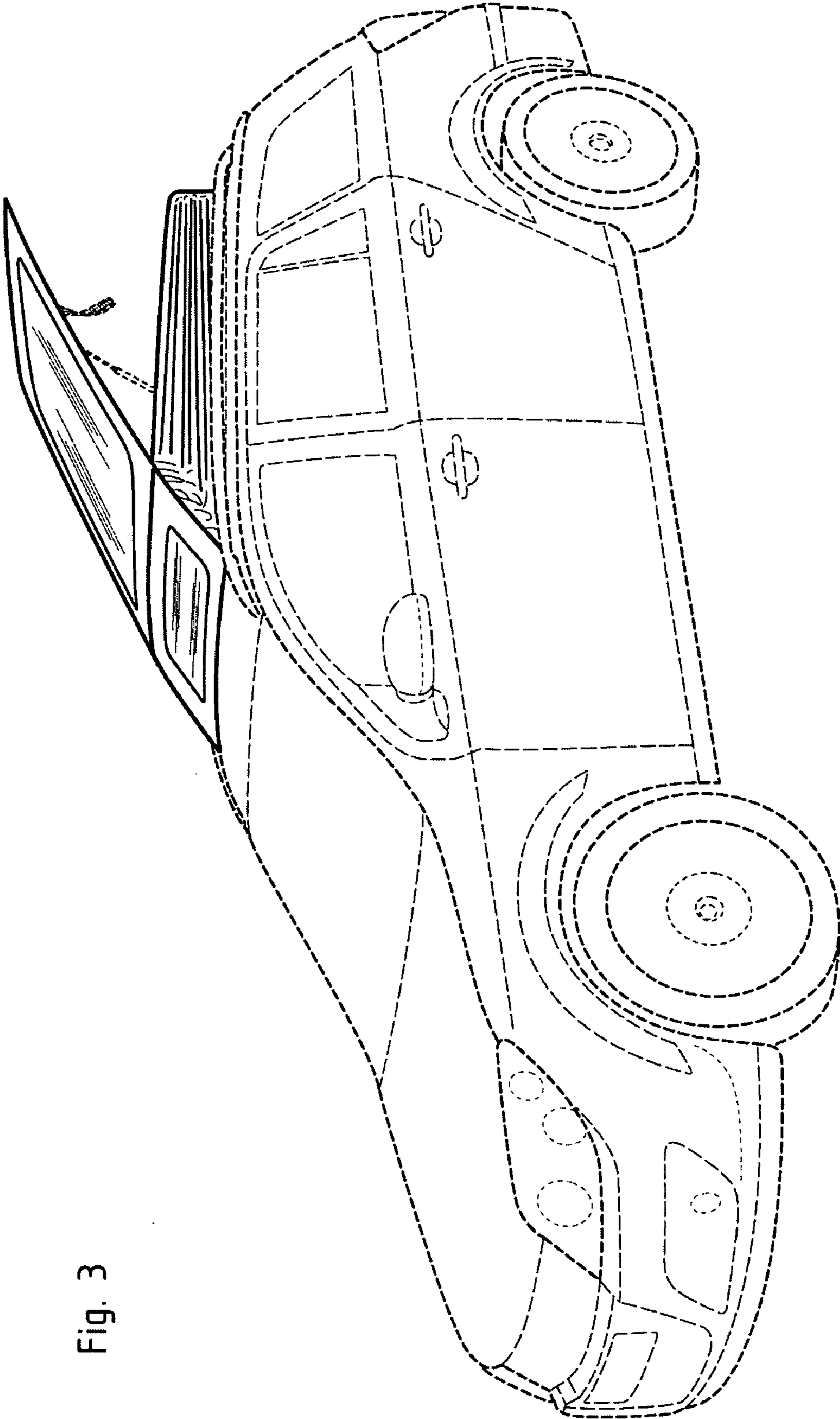


Fig. 3

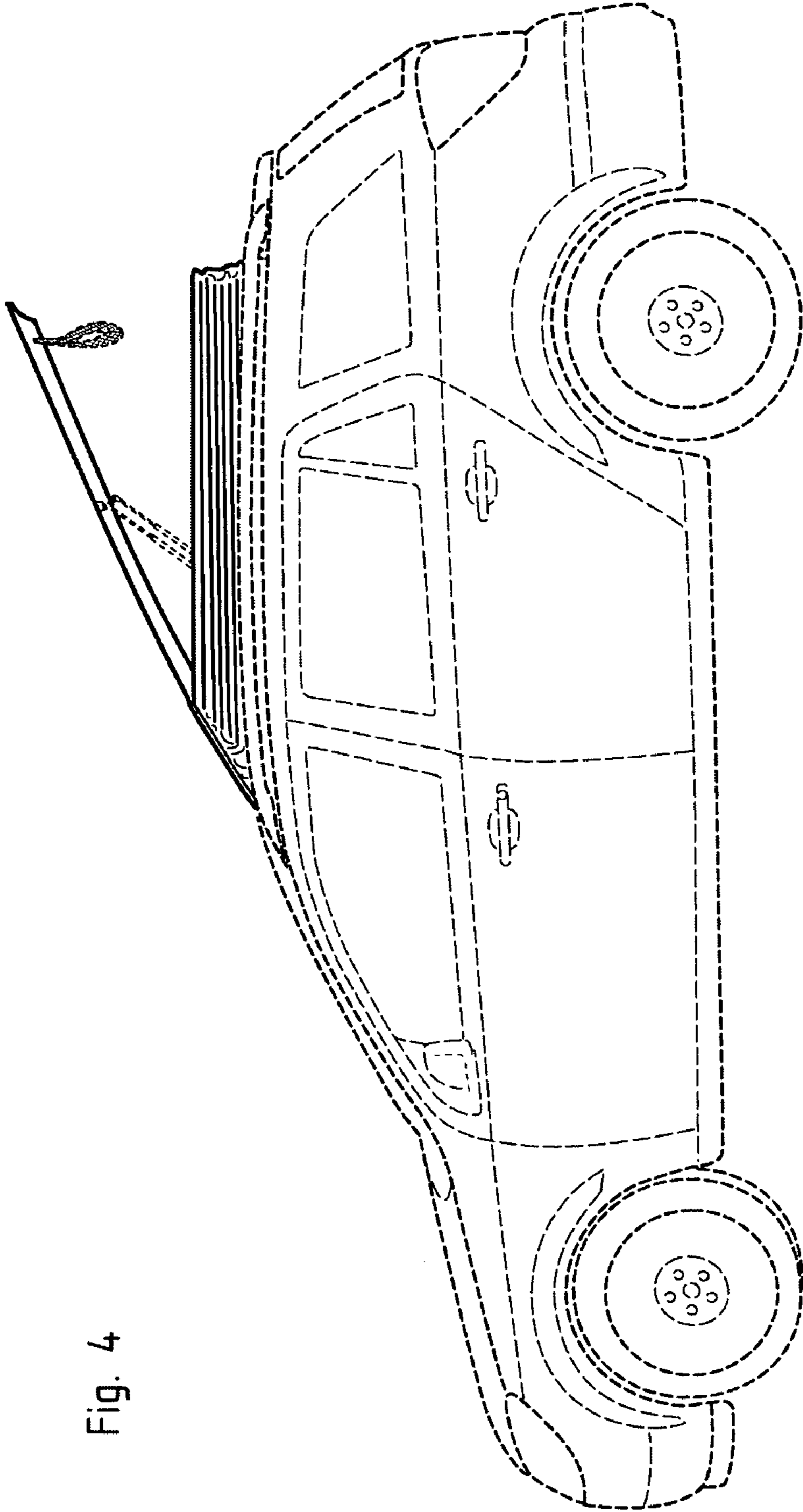


Fig. 4

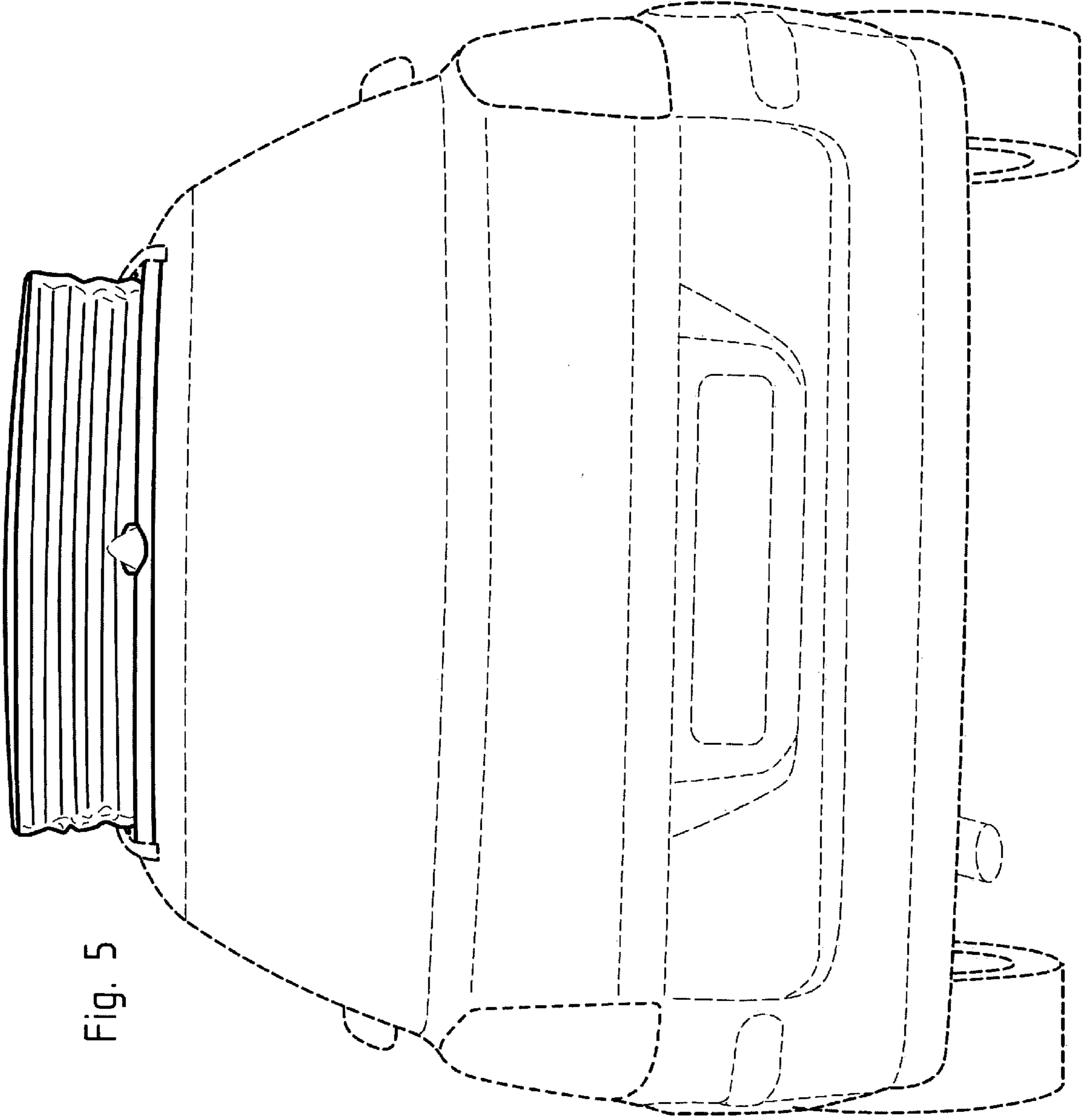


Fig. 5

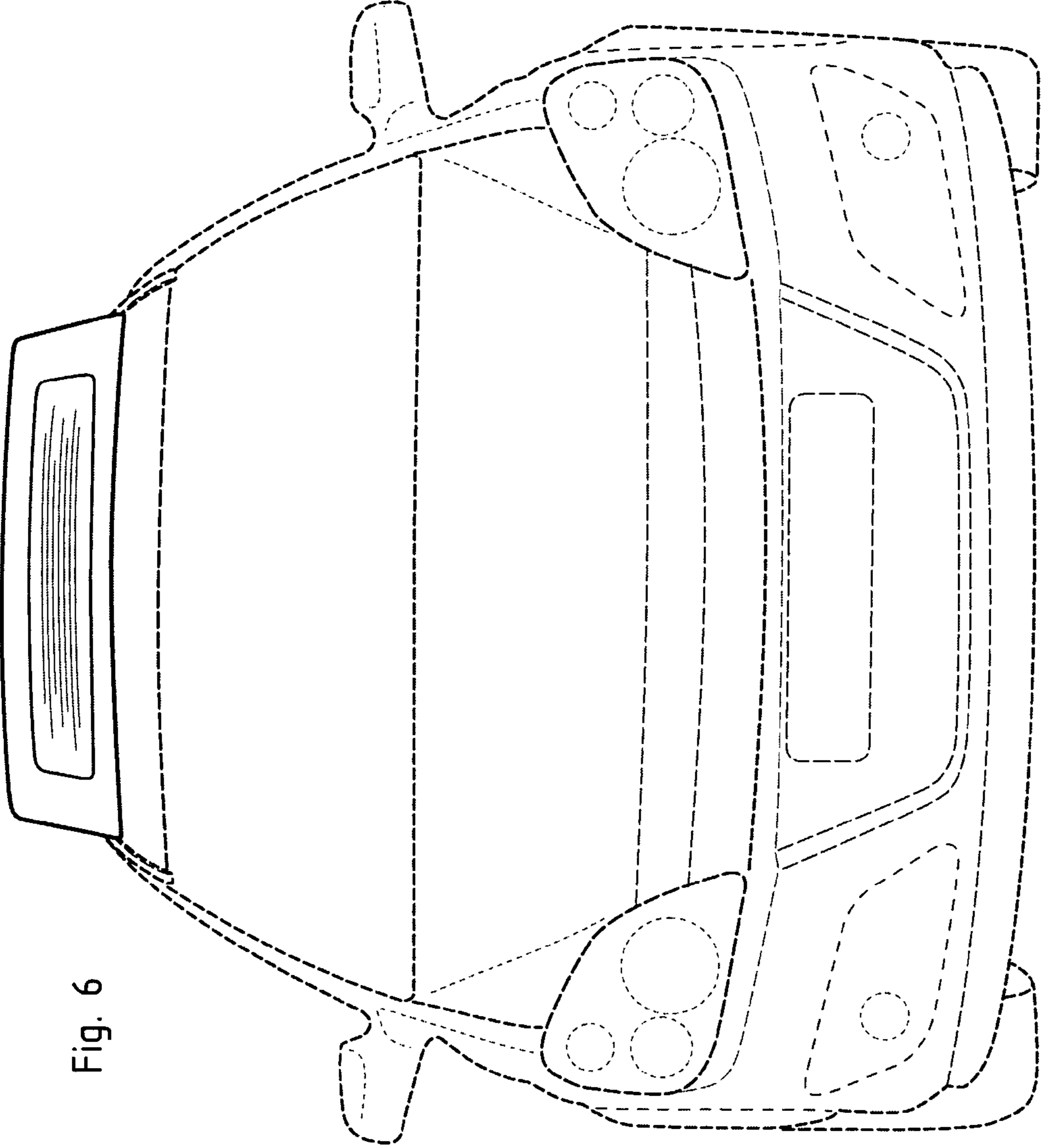


Fig. 6