



US00D593479S

(12) **United States Design Patent**
David

(10) **Patent No.:** **US D593,479 S**
(45) **Date of Patent:** **** Jun. 2, 2009**

(54) **WHEEL PROTECTING DEVICE**

(76) Inventor: **Edwin C. David**, 473 Gaven St., San Francisco, CA (US) 94134

(**) Term: **14 Years**

(21) Appl. No.: **29/328,628**

(22) Filed: **Nov. 26, 2008**

(51) **LOC (9) Cl.** **12-16**

(52) **U.S. Cl.** **D12/213**

(58) **Field of Classification Search** D12/213;
D7/387, 358, 391-392.1; 294/131; 301/108.1-108.5,
301/37.101-104, 37.21, 37.39, 37.31, 37.42;
118/504-505; 220/908, 912

See application file for complete search history.

(56) **References Cited**

U.S. PATENT DOCUMENTS

4,628,858	A	12/1986	King et al.
4,784,440	A	11/1988	Fair
4,787,331	A	11/1988	Jarvis
4,874,206	A	10/1989	Sampson
5,524,972	A	6/1996	Cailor et al.
D377,405	S	1/1997	Morell
D379,171	S	5/1997	Hope et al.
D390,181	S	2/1998	Morrison

5,785,389	A	7/1998	Bradford	
D406,093	S	* 2/1999	Wissen D12/213
5,979,994	A	* 11/1999	Harmon 301/37.102
6,068,345	A	5/2000	Bressie	
6,179,387	B1	1/2001	Nasset, Sr. et al.	
6,227,623	B1	5/2001	Bellow	
6,905,177	B1*	6/2005	Murillo 301/37.103
D537,401	S	* 2/2007	Jones D12/213
7,448,694	B1*	11/2008	Bentley 301/37.103
2003/0201666	A1	10/2003	Artessa et al.	

* cited by examiner

Primary Examiner—Stacia Cadmus

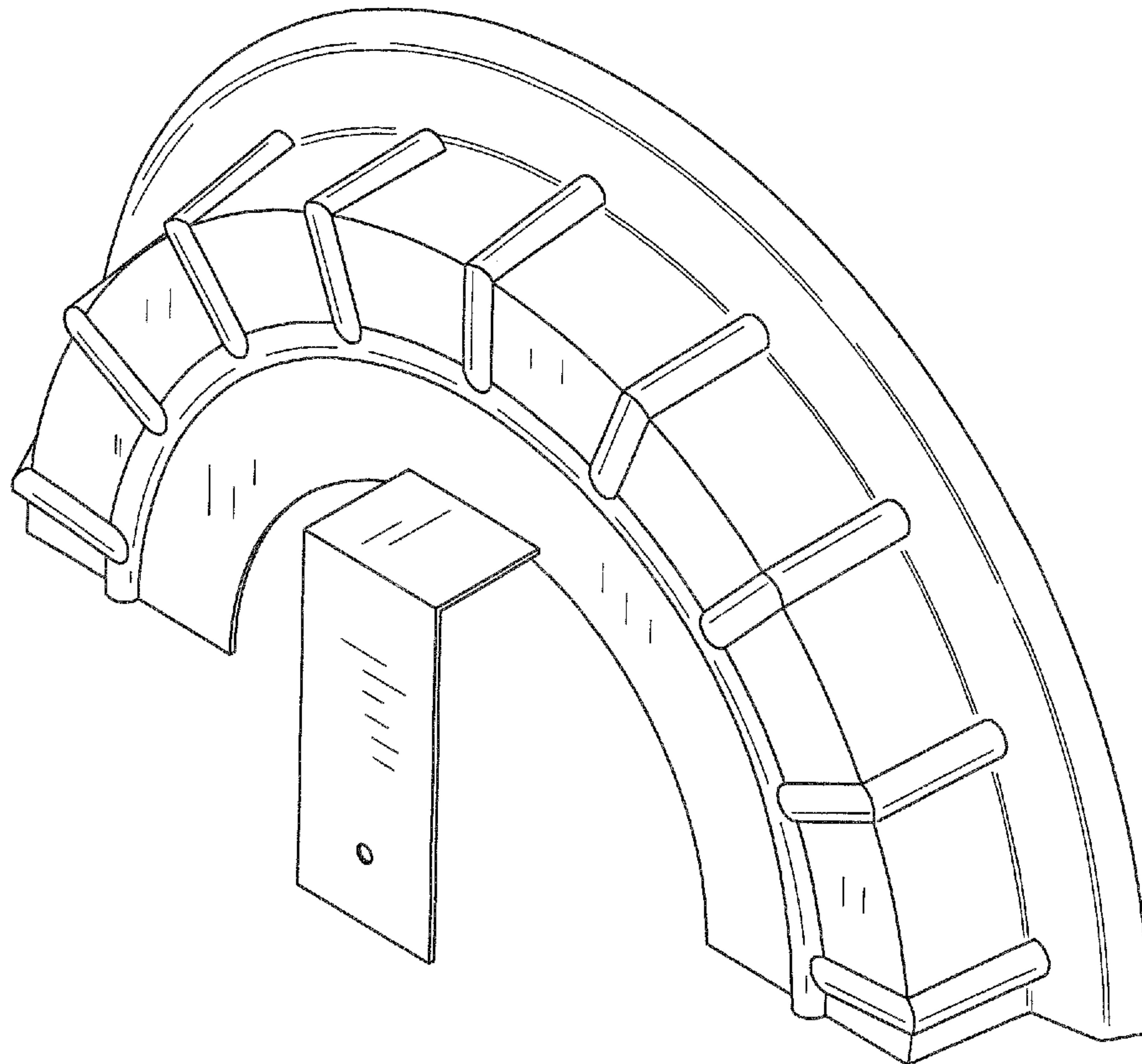
(57) **CLAIM**

The ornamental design for a wheel protecting device, as shown.

DESCRIPTION

FIG. 1 is a perspective view of a wheel protecting device;
FIG. 2 is a front view thereof;
FIG. 3 is a back view thereof;
FIG. 4 is a side view thereof;
FIG. 5 is a top view thereof; and,
FIG. 6 is a bottom view thereof.

1 Claim, 5 Drawing Sheets



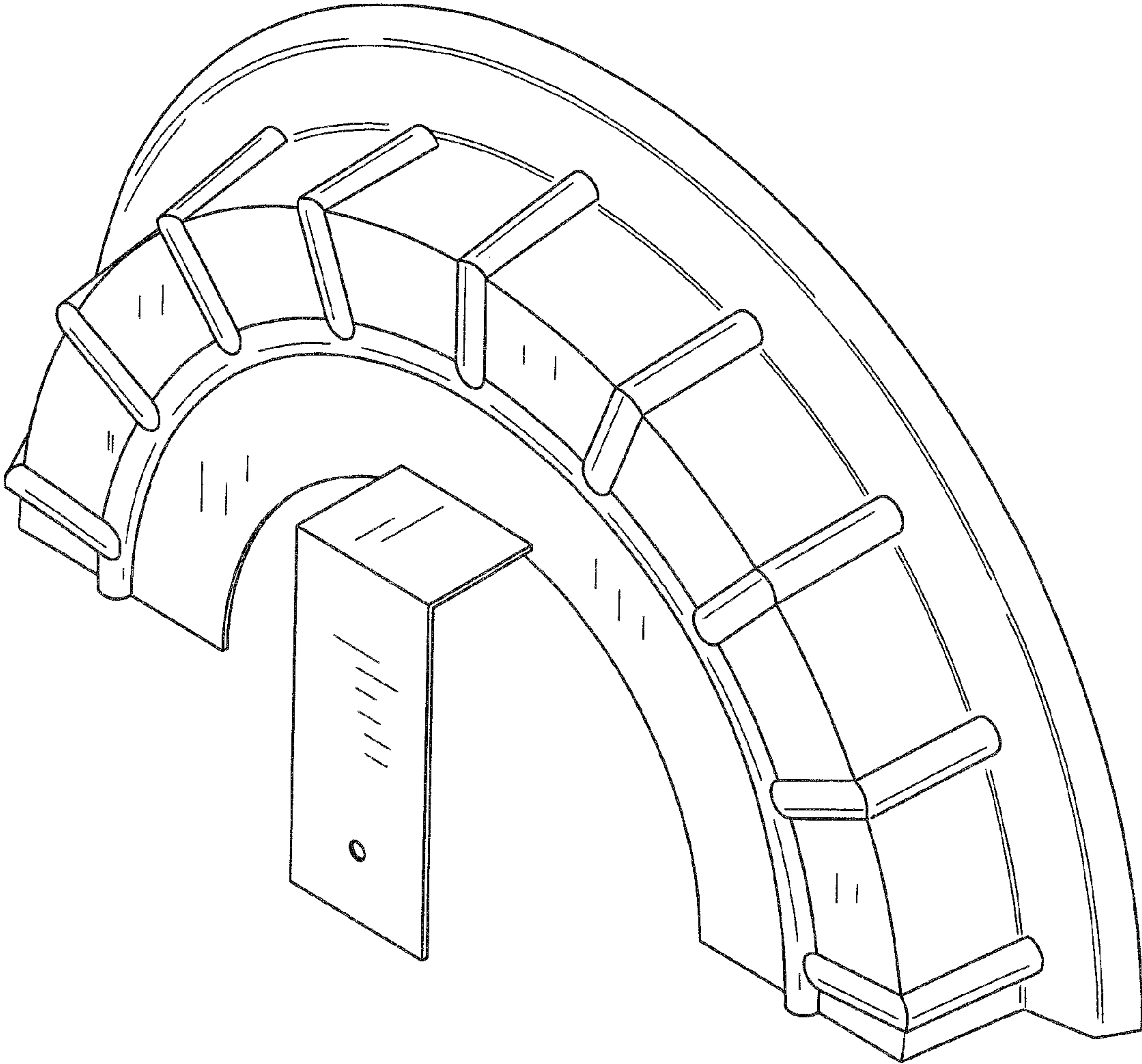


FIG. 1

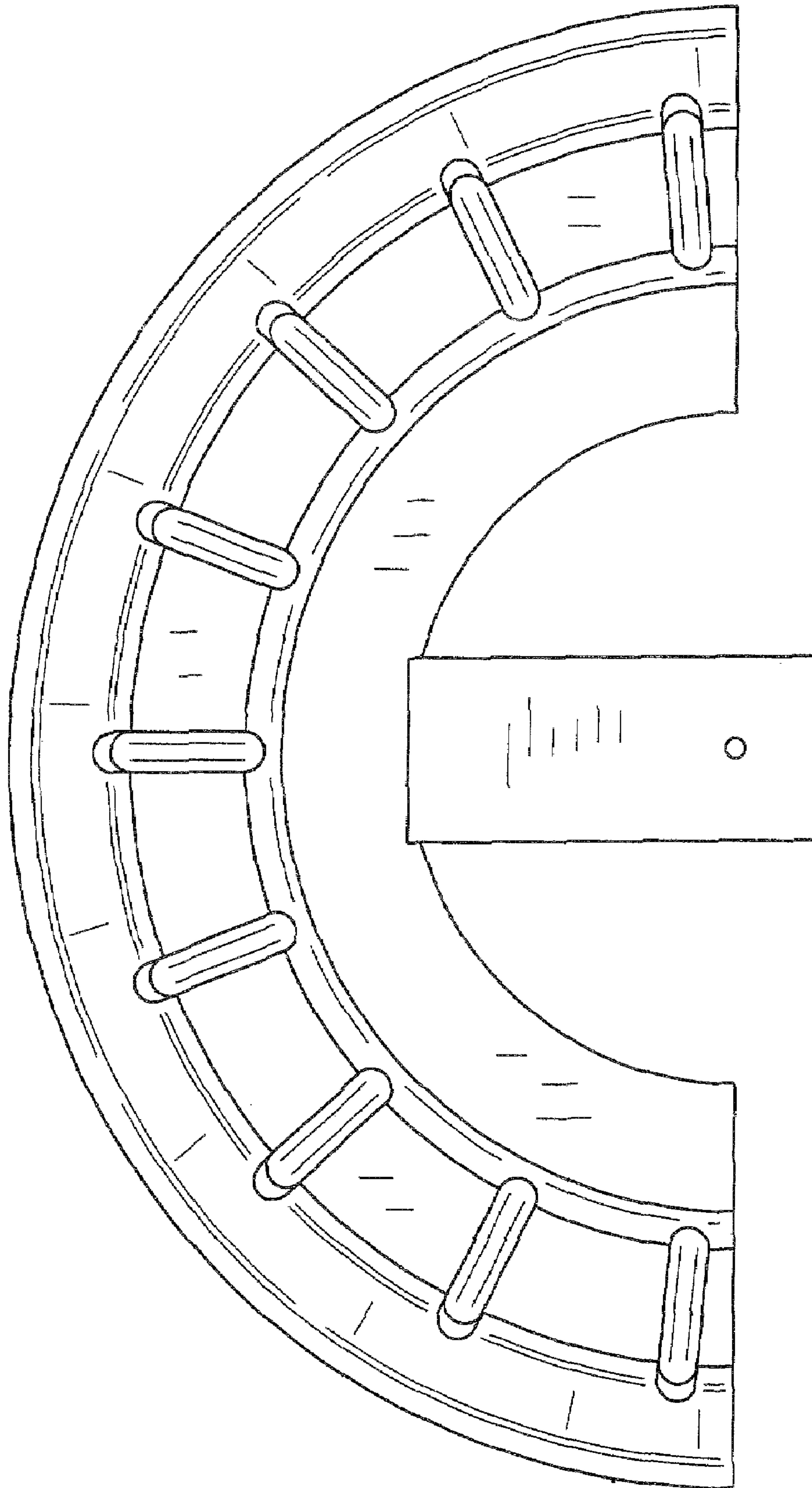


FIG. 2

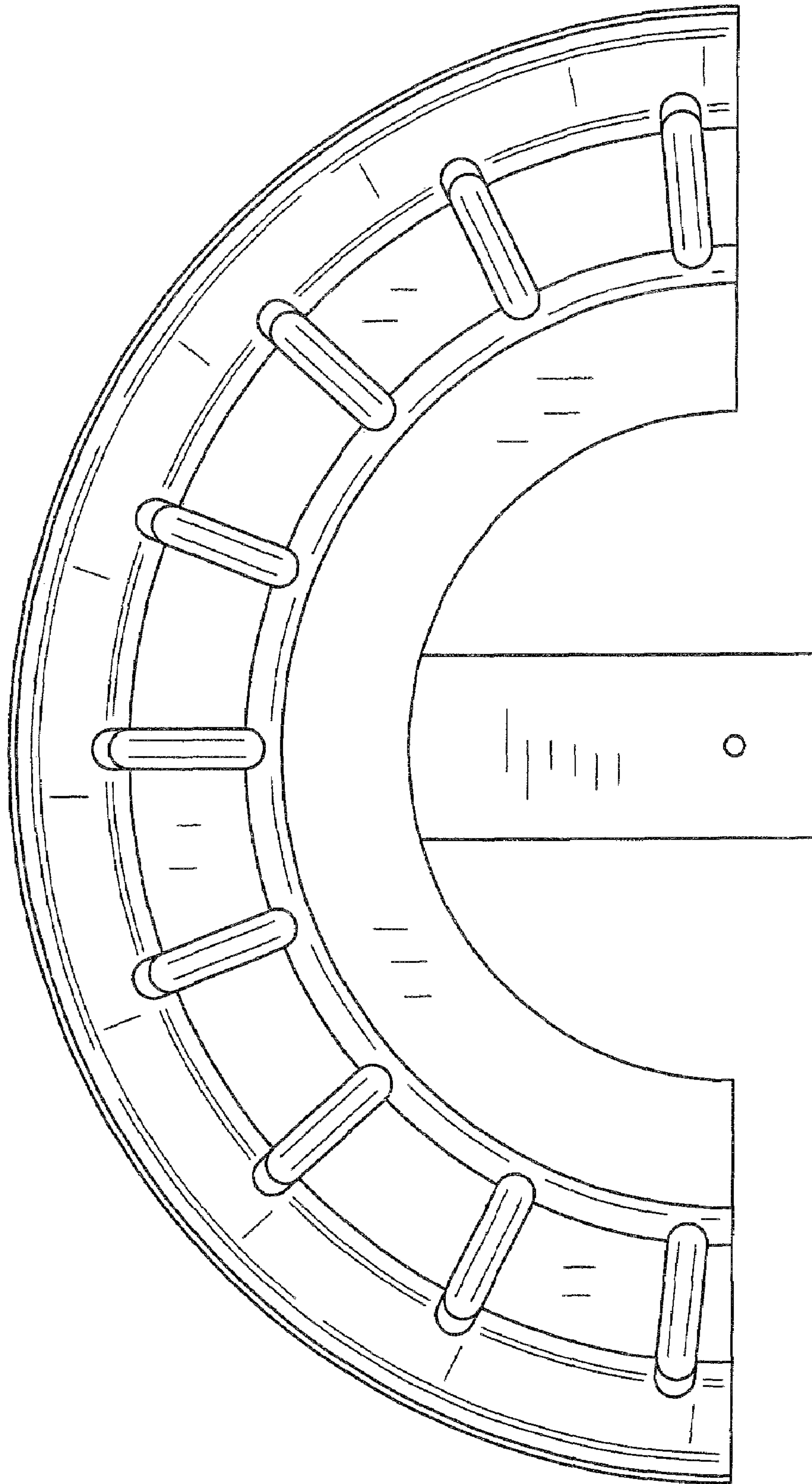


FIG. 3




FIG. 4

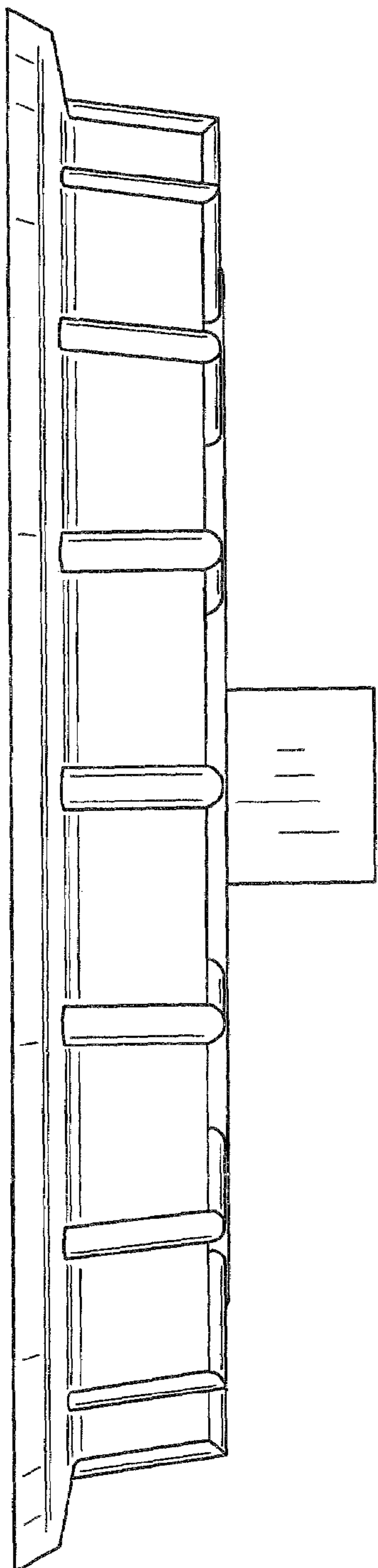


FIG. 5

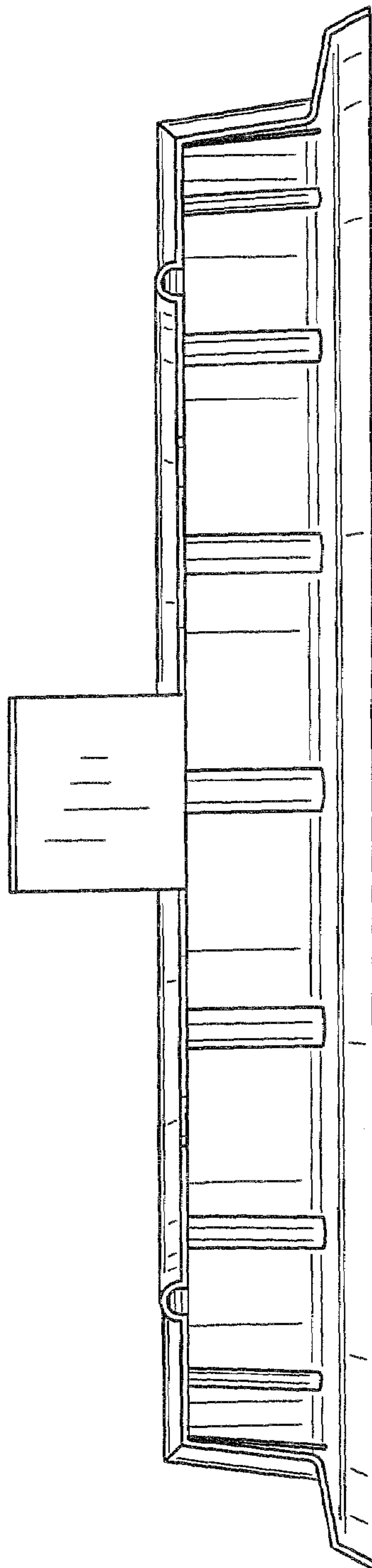


FIG. 6